

# COWBOYS★94



# Fingertip Information

OFFICE ADDRESS — Cowboys Center, One Cowboys Parkway, Irving, Texas 75063-4727  
Executive Office 214/556-9900, Ticket Office 214/579-5000  
HOME FIELD — Texas Stadium (Capacity 65,846)  
COLORS — Blue (PMS 281) • Metallic Silver Blue (Special Silver Blue) • Gray (PMS 422) • White

## COWBOYS TICKET OFFICE Dallas/Fort Worth Metroplex

### Dallas Cowboys Ticket Office:

Texas Stadium  
2401 E. Airport Freeway  
Irving, Texas 75062

### Rainbow/Ticketmaster Outlets:

Main Ticket Office  
All Sears, Foleys and  
Blockbuster Music Stores

### Out of Town

(for exact locations call phone number listed)

Austin 512/477-6060  
El Paso 915/544-8444  
Corpus Christi 512/881-8499

Houston 713/629-3700  
Oklahoma City 405/948-6800  
San Antonio 210/224-9600

### Charge Tickets by Phone

Rainbow/Ticket Master Outlets:  
214/373-8000  
214/647-5700  
1-800-749-9494

# 1994 Training Camp Data

## LOCATION

St. Edward's University  
Campus Mail Box 1064  
3001 South Congress Avenue  
Austin, TX 78704

## REPORTING DATE:

All Players report on Friday, July 15

## DATES

July 15 through August 19

## PHONE NUMBERS:

Switchboard ..... 512/326-7350  
Public Relations ..... 512/326-7353  
Fax Line ..... 512/326-7387

## INDEX

Attendance .....	241
Big Days/Playoffs .....	201
Big Days/Regular Season .....	184
Cheerleaders .....	237
Coaching Staff .....	10
Consecutive Winning Seasons .....	190
Cowboys in Print .....	239
Cowboys Radio .....	238
Cowboys on Television .....	239
Directory .....	2
Draft, All-Time (1960-1994) .....	130
Entertainment Activities .....	240
Halftime, Activities .....	240
Hall of Fame .....	223
Historical Highlights .....	224
Honors, All-Time .....	124
How Cowboys Were Built .....	28
Jones, Jerry .....	4
Last Time .....	188
Largest Margin of Victory .....	184
Largest Margin of Defeat .....	184
Longest Plays/Playoffs .....	202
Longest Plays/Regular Season .....	186
Monday Night, etc. Results .....	190
NFL Data	
Post Season, 1993 .....	242
Standings, 1993 .....	242
Opponents .....	213
Overtime Games .....	212
Player Personnel .....	24

Players	
Biographies, Draft Choices .....	105
Biographies, Free Agent Rookies .....	114
Biographies, Veterans .....	29
Biographies, Others with Pro Exp. ....	103
Rosters	
All-Time .....	120
All-Time by College .....	129
1994 Veterans .....	119
1994 Rookies .....	118
Preseason Results, All-Time .....	210
Radio .....	238
Records/Playoff .....	191
Records/Regular Season .....	165
Records/Temperatures .....	140
Results, All-Time .....	204
Ring of Honor .....	221
Road Itinerary .....	236
Schedule, Cowboys 1994 .....	1
Schedule, NFL 1994 .....	243
Season at a Glance, 1993 .....	142
Statistical Leaders, All-Time .....	156
Statistical Leaders by Years .....	158
Statistics, 1993 .....	149
Switzer, Barry .....	8
Texas Stadium .....	234
Thanksgiving Day Results .....	190
Training Camp .....	235
What to Look for in 1994 .....	27

# DALLAS COWBOYS

## 1994 SCHEDULE

### PRESEASON GAMES

DATE	PRESEASON GAMES (TV)	KICKOFF (DALLAS TIME)
Sun., July 31	MINNESOTA (Ch. 4, Dallas)	8:00 P.M.
Sun., Aug. 7	LOS ANGELES RAIDERS (Ch. 4, Dallas)	8:00 P.M.
Mon., Aug. 15	Houston @ Mexico City (ABC)*	7:00 P.M.
Sun., Aug. 21	DENVER (TNT)*	7:00 P.M.
Thur., Aug. 25	@ New Orleans (ESPN)*	7:00 P.M.

### REGULAR-SEASON GAMES

Sun., Sept. 4	@ Pittsburgh (FOX)	3:00 P.M.
Sun., Sept. 11	HOUSTON (NBC)	3:00 P.M.
Mon., Sept. 19	DETROIT (ABC)*	8:00 P.M.
Sun., Sept. 25	OPEN DATE	
Sun., Oct. 2	@ Washington (FOX)	Noon
Sun., Oct. 9	ARIZONA (FOX)	3:00 P.M.
Sun., Oct. 16	PHILADELPHIA (FOX)	3:00 P.M.
Sun., Oct. 23	@ Arizona (FOX)	3:00 P.M.
Sun., Oct. 30	@ Cincinnati (FOX)	Noon
Mon., Nov. 7	NEW YORK GIANTS (ABC)*	8:00 P.M.
Sun., Nov. 13	@ San Francisco (FOX)	3:00 P.M.
Sun., Nov. 20	WASHINGTON (FOX)	Noon
Thurs., Nov. 24	GREEN BAY (FOX)*	3:00 P.M.
Sun., Dec. 4	@ Philadelphia (FOX)	Noon
Sat., Dec. 10	CLEVELAND (NBC)*	3:00 P.M.
Mon., Dec. 19	@ New Orleans (ABC)*	8:00 P.M.
Sat., Dec. 24	@ New York Giants (FOX)	Noon

\*Televised Nationally

FIRST-ROUND PLAYOFFS .....	Dec. 31, 1994-Jan. 1, 1995
DIVISIONAL PLAYOFFS .....	Jan. 7-8, 1995
CONFERENCE CHAMPIONSHIPS .....	Jan. 15, 1995
SUPER BOWL XXIX (Miami, FL) .....	Jan. 29, 1995
PRO BOWL (Honolulu, HI) .....	Feb. 5, 1995

# Cowboys Club Directory

## ADMINISTRATION

**Jerry Jones**, President-General Manager  
**Stephen Jones**, Vice President/  
Director of Player Personnel  
**Mike McCoy**, Vice President  
**Bruce Mays**, Director of Operations/  
Facility Coordinator  
**Craig Glieber**, Assistant Director of Operations  
**Steve Carichoff**, Operations Assistant  
**Kevin Holtz**, Legal Intern  
**Marylyn Love**, Assistant to the General Manager  
**Connie Medina**, Administrative Assistant  
**Laura Fryar**, Assistant

## MARKETING

**George Hays**, Vice President/  
Director of Marketing  
**Charlotte Anderson**, Marketing and Special  
Events Coordinator  
**Mark Faber**, Sales and Marketing  
**Doreen Bice**, Marketing and Special Events  
**Jan Hux**, Assistant

## PUBLIC RELATIONS

**Rich Dalrymple**, Director  
**Brett Daniels**, Assistant Director  
**Emily Cruz**, Public Relations Assistant/  
Community Relations Director

## ACCOUNTING

**Jack Dixon**, Treasurer  
**Joe Nolan**, Controller  
**Brian England**, Payroll Accountant  
**Terri VanHooser**, Accounting Clerk

## TICKET OPERATIONS

**Carol Padgett**, Ticket Manager  
**Ann Bihari**, Ticket Office  
**Melissa Stodghill**, Ticket Office  
**Michael Crouch**, Ticket Office

## SALES AND PROMOTIONS

**Joel Finglass**, Director  
**Tamara Fulton**, Sales and Promotions  
**Robert Newhouse**, Sales and Promotions

## VIDEO

**Robert Blackwell**, Director  
**Kelly Moore**, Assistant

## COACHING STAFF

**Barry Switzer**, Head Coach  
**Butch Davis**, Defensive Coordinator  
**Ernie Zampese**, Offensive Coordinator/  
Quarterbacks  
**Hubbard Alexander**, Wide Receivers  
**Joe Avezzano**, Special Teams  
**John Blake**, Defensive Line  
**Joe Brodsky**, Running Backs  
**Dave Campo**, Defensive Backs  
**Jim Eddy**, Linebackers  
**Robert Ford**, Tight Ends  
**Steve Hoffman**, Kickers and Quality Control  
**Hudson Houck**, Offensive Line  
**Mike Woicik**, Strength and Conditioning  
**Mike Zimmer**, Defensive Assistant  
**Marge Anderson**, Secretary  
**Barbara Goodman**, Secretary

## PLAYER PERSONNEL

**Larry Laceywell**, Director of College and  
Pro Scouting  
**Tom Ciskowski**, Scout  
**Jim Garrett**, Scout  
**Walter Juliff**, Scout  
**Bobby Marks**, Scout  
**Walt Yowarsky**, Scout  
**Carmen Grosso**, Assistant  
**Chris Hall**, Assistant

## MEDICAL

**Kevin O'Neill**, Head Trainer  
**Don Cochren**, Medical Records Coordinator/  
Athletic Trainer  
**Jim Maurer**, Assistant Trainer  
**Bob Haas**, Intern  
**Dr. Robert Vandermeer**, Team Physician  
**Dr. John Baker**, Team Physician  
**Dr. J.R. Zamorano**, Team Physician

## EQUIPMENT

**Mike McCord**, Equipment Manager  
**Bucky Buchanan**, Assistant Equipment Manager  
**Louis Jackson**, Assistant

## BUILDING OPERATIONS/ PRACTICE FIELDS

**Steve Forgey**, Building Engineer  
**Derek Serpa**, Assistant  
**Robert Jackson**, Assistant  
**Al Walker**, Assistant  
**Kathy Coleman**, Mail Room/Supplies  
**Stacy Roberts**, Switchboard Operator  
**Terry Green**, Security  
**Jesse Leija**, Security

A black and white photograph of a middle-aged man with short, light-colored hair, smiling slightly. He is wearing a dark suit jacket, a white shirt, and a dark patterned tie. His right hand is raised towards his chest, with a ring visible on his ring finger. The background is dark and out of focus, with a bright, circular light source on the left. A vertical film strip with sprocket holes runs along the left edge of the image.

THE ADMINISTRATION



In 1989, when Jerry Jones purchased the Dallas Cowboys, he made his intentions very clear. There would be no substitute for winning.

Super Bowl triumphs would no longer be just the distant memories of a proud franchise. Returning to the Super Bowl became the daily focus of the entire organization.

The path for the future was set by the new owner. Success with the Dallas Cowboys of the 1990s would be marked by championships on the field and an equally high demand for production in the front office.

In a little less than four years, the Cowboys earned a Super Bowl championship for the first time in 15 seasons, and the following year, the Cowboys became only the third team in National

Football League history to win four Super Bowl titles.

Along the way, Jones established himself as one of the NFL's most influential and active owners. His "hands on" leadership ability has played a prominent role in the resurgence of America's team, and his contributions to the National Football League have been both significant and productive.

- ★ In the past 15 years, 11 different owners have entered the National Football League. Of that group, only Jerry Jones has guided his franchise to a Super Bowl championship.
- ★ As a member of the league's Broadcast Committee, Jones was a key player in the new agreement that introduced the Fox Network to the NFL—as the rights holder for to the NFC television package.
- ★ With his appointment to the NFL's prestigious Competition Committee in May of 1992, Jones became the first NFL owner to serve in that capacity since the late Paul Brown.
- ★ In April of 1994, Financial World magazine recognized Jones as the owner of the most valuable sports team in all of professional athletics. The Cowboys have held that "most valuable franchise" tag for each of the past two years. In November of 1993, Jones was a one of 10 national winners of the Entrepreneur of the Year Award presented by Ernst and Young and Inc. Magazine.
- ★ During the club's 1992 run to the World Championship, the Cowboys set a team record for most wins in a regular season (13) and most overall wins (16). Following the 1993 season, the Cowboys appeared in an NFL-record seventh Super Bowl.
- ★ After the inaugural 1-15 season in 1989, Jones was the NFL's most aggressive

executive in the area of Plan B free agency, signing 16 Plan B players. Three of those players went on to start in Super Bowl XXVII, and tight end Jay Novacek has played in three Pro Bowls.

- ★ Under the Jones administration, the Cowboys have made a total of 55 trades. Between 1989 and 1993, the team drafted 63 players, and 13 of those players became Super Bowl starters. In addition, Dallas has drafted six Pro Bowl players since 1989.
- ★ Within a seven-month period, Jones signed three players to the most lucrative contracts ever paid for individual players at their respective positions. Between September of 1993 and April of 1994, Cowboys running back Emmitt Smith, quarterback Troy Aikman and fullback Daryl Johnston all signed contracts that made them the highest paid NFL players to ever play their position.

In the summer of 1991, Jones was voted as the best sports franchise owner in the Metroplex, receiving 48% of the votes that were tabulated in a Dallas Morning News readers' poll. Following the 1991 season, he was selected as the NFL's Owner of the Year by the Edelstein Pro Football Letter. In February of 1992, Jones was named the winner of the "Big D Award" by the Dallas All Sports Association. The "Big D Award" annually recognizes the sports figure who has done the most to bring excitement to the Metroplex through athletics.

Jerral Wayne Jones was born on Oct. 13, 1942 in Los Angeles. He learned his business style from his father, J.W. "Pat" Jones, a successful entrepreneur first in supermarkets, then in insurance.

Pat Jones moved his family to North Little Rock, Ark., soon after Jerry was born. After starring in football as a running back at North Little Rock High School, Jerry received a scholarship to play at the University of Arkansas. He was a starting guard and co-captain of the 1964 team that went 11-0, defeated Nebraska in the Cotton Bowl and captured the national championship.

Upon graduating in 1965, Jerry joined his father's insurance company, Modern Security Life in Springfield, Mo., as executive vice president.

After receiving his master's in business from Arkansas, Jerry entered the oil and gas exploration business in Oklahoma in 1970 and soon became a phenomenal success. His oil and gas concern now has offices in Fort Smith and Little Rock, Ark., Oklahoma City, Sacramento, Calif., and Calgary, Canada.

One of a very small number of NFL owners who actually earned a significant level of success as a football player, Jones is currently living his dream of engineering the fortunes of an NFL franchise. A man of varied interests who will not rest on yesterday's achievements, he is a dedicated businessman and family man—sharing a passion for both worlds.

Jerry is involved in numerous civic and charitable causes. He serves on the board of directors for the Dallas-based Childworks International, a foundation for the funding of children's surgery. He also enjoys an association with the Boys Clubs of America and the National Paralysis Association. Among his favorite hobbies are hunting, fishing, tennis, water skiing and snow skiing.

Jerry and wife Gene, a former Arkansas beauty pageant winner whom he met while both attended the University of Arkansas, live in Dallas. They have three children, Stephen, Charlotte and Jerry, Jr., and three grandchildren.

Stephen (6/21/64) is a graduate of the University of Arkansas who serves as a Cowboys' Vice President and Charlotte (7/26/66) is a Stanford graduate who is the Marketing and Special Events Coordinator for the organization. Jerry Jr. (9/27/69), a graduate of Georgetown University, is currently attending law school at Southern Methodist University.

### **Chronology Since Jerry Jones' Purchase of the Dallas Cowboys:**

**February 25, 1989** — Jones purchases the Dallas Cowboys and the lease to manage Texas Stadium Corp. from H.R. "Bum" Bright. Jerry Jones names Jimmy Johnson as the new head coach of the Dallas Cowboys.

**April 20, 1989** — Jones completes negotiations on Troy Aikman's contract — a six-year deal that is completed four days before Aikman is the top overall selection in the 1989 NFL Draft.

**October 12, 1989** — Herschel Walker is traded to Minnesota for five players, six conditional draft choices, and a 1992 first round draft choice. Current players who actually came to Dallas as a result of the trade include: Emmitt Smith, Russell Maryland, Kevin Smith, Darren Woodson and Clayton Holmes.

**August 10, 1990** — The Cowboys' first-ever in-state training camp concludes at St. Edward's University in Austin. Over 100,000 fans attend work-outs, while more than 400 media credentials are issued in the three-plus weeks of work. Austin officials estimate that the camp brings an additional \$3.2 million of income into the Austin area.

**September 5, 1990** — The Cowboys trade Steve Walsh to the New Orleans Saints for a 1st and 3rd round draft choice in 1991 and a conditional 2nd round pick in 1992.

**April 19, 1991** — A deal is made to bring the No. 1 overall selection in the 1991 NFL Draft to Dallas in exchange for a first and second round selection and three veteran players. Dallas selected Outland Trophy winner Russell Maryland with the top pick.

**April 21-22, 1991** — In an unprecedented action among the NFL, the Cowboys sign their top three draft choices on draft day. The team also drafts a club record 17 players.

**July 16, 1991** — The Cowboys open training camp in Austin with all 17 of their draft choices under contract. Dallas concludes its second training camp at St. Edward's University in Austin, with more than 75,000 fans attending the Cowboys' practices.

**September 29, 1991** — Dallas defeats the defending Super Bowl Champion New York Giants by a 21-16 score at Texas Stadium.

**December 24, 1991** — The Cowboys end the Washington Redskins' 1991 undefeated streak at 11 games with a 24-21 Cowboys victory at RFK.

**December 15, 1991** — Dallas defeats Philadelphia, 25-13, at Veterans Stadium to secure a wild card playoff spot. The victory marks the team's first trip to the playoffs since the 1985 club went 10-6 and won the NFC Eastern Division title.

**December 22, 1991** — Dallas closes the 1991 season with a 31-27 win over Atlanta, marking the team's best record (11-5) since the 1983 team finished 12-4.

**January 5, 1992** — Dallas defeats Chicago by a 17-13 score in an opening round playoff game at Soldier Field. The victory marks the Cowboys' first playoff win since 1982 and the first playoff win on the road since 1980.

**May 1, 1992** — Jerry Jones is appointed to the NFL's Competition Committee by Commissioner Paul Tagliabue. Jones becomes the first owner to serve on the prestigious committee since the death of Cincinnati's Paul Brown.

**December 21, 1992** — Before a national television audience on ABC's Monday Night Football, the Cowboys defeat the Atlanta Falcons (41-17) at the Georgia Dome to claim the NFC Eastern Division Championship. The victory marks the Cowboys' first division title since 1985 and the 14th division title in club history.

**December 23, 1992** — Six players from the Cowboys offense are selected to play in the Pro Bowl. The six players establish a Dallas Cowboys' record for most offensive players selected to the Pro Bowl.

**December 27, 1992** — Dallas defeats Chicago by a 27-14 score at Texas Stadium. The victory is the 13th of the year for Dallas, establishing a new club record for victories in a season. In the Bears game, Emmitt Smith finishes the season with 1,713 rushing yards, enabling Smith to become the first player to win back-to-back NFL rushing titles since Eric Dickerson (1983-84).

**December, 1992** — The Cowboys set a new team record for road attendance by averaging 72,523 fans per road game in 1992. The team also played before a sold-out stadium in all 16 regular season games for the first time since the 1981 season.

**January 10, 1993** — In their first home playoff game since 1983, Dallas hands NFC East rival Philadelphia a 34-10 defeat in an NFC Divisional Playoff Game.

**January 17, 1993** — In their first NFC Championship Game since 1982, the Cowboys defeat the San Francisco 49ers by a 30-20 score at Candlestick Park. The victory sends



Dallas to Super Bowl XXVII in Pasadena, marking the Cowboys first Super Bowl trip since 1978.

**January 31, 1993** — While making an NFL-record sixth Super Bowl appearance, the Cowboys defeat Buffalo 52-17 in Super Bowl XXVII at the Rose Bowl in Pasadena. The victory also enables the Cowboys to become the only franchise in NFL history to win more than one Super Bowl under two different ownerships. Troy Aikman was named the game's MVP after throwing four touchdown passes. The Super Bowl crowd of 98,374 becomes the largest crowd to ever witness a Dallas Cowboys game. The game is also witnessed by 133.4 million television viewers, making Super Bowl XXVII the most watched event in television history.

**March 5, 1993** — The Super Bowl Champion Dallas Cowboys become the first athletic team to visit the White House under the Clinton administration. The Cowboys team visit to the White House is the first in club history.

**December 28, 1993** — An NFC-record 11 Dallas players are selected to the Pro Bowl. That group includes a club-record eight offensive selections (seven Pro Bowl starters).

**January 2, 1994** — The Cowboys defeat the New York Giants 16-13 in overtime at the Meadowlands. The victory clinches the Cowboys' second straight NFC East title and the 15th division crown in club history.

**January 2, 1994** — Emmitt Smith finishes the season with 1,486 yards to earn his third straight NFL rushing crown. He becomes just the fourth man in NFL history to win three consecutive rushing titles.

**January 23, 1994** — Dallas defeats San Francisco 38-21 in the NFC Championship Game at Texas Stadium. The victory gives the Cowboys an NFL-record seventh conference championship in the first conference title game to be played at Texas Stadium since January 1, 1978 (a 23-6 win over Minnesota).


**January 30, 1994** — Dallas becomes one of just three NFL teams to win four Super Bowls by defeating Buffalo (30-13) in Super Bowl XXVIII. The game, played at the Georgia Dome in Atlanta, featured two rushing touchdowns by Super Bowl MVP Emmitt Smith. Dallas raised its NFL record number of Super Bowl appearances to seven (one fourth of all the Super Bowl games played).

**January, 1994** — Since the 1988 season, attendance at Cowboys home games is up by nearly 30 percent. The team continues to add to its Texas Stadium record for consecutive crowds of 60,000 or more (currently 34 straight games). The Cowboys average home attendance in 1993 was 63,759, the club's highest home average attendance since the 1981 season when the team drew 63,943. Dallas has also played in front of 32 straight sold out crowds at home. The Cowboys have now played in front of 52 straight sold out stadiums (home and away). That streak, which includes playoff games, dates back to September 22, 1991, at Phoenix.

**March 30, 1994** — Barry Switzer is named the new head coach of the Dallas Cowboys—and the third head coach in team history. Switzer replaces Jimmy Johnson, who stepped down as the Cowboys' head coach the previous day.



## Barry Switzer ★ Head Coach



On March 30, 1994, Barry Switzer became the third head coach in the history of the Dallas Cowboys. Switzer, who was one of the most successful head coaches in the history of college football, will become the just the fourth man in league history to take over the reigns of a Super Bowl Champion in his first year as an NFL head coach.

"Barry Switzer is a motivator, a communicator and a proven winner," said Cowboys Owner Jerry Jones on the date of Switzer's hire. "He's the right man for the job at this time. He understands the challenge that's ahead of him, and he's fully capable of maintaining the level of success that Cowboy fans have grown to expect throughout the history of this franchise."

"I've known Barry for nearly four decades, and I've watched his professional development as one of this game's most gifted head coaches," added Jones. "I've always been very impressed with his ability to judge talent. He knows the caliber of player who has the ability to succeed in the NFL. He's been associated with the highest quality performers at every level of his coaching experience."

As the Sooners' head coach, Switzer personally guided the careers of more than 120 young men who went on to be drafted into the NFL. Of that listing, 16 players were NFL first round selections, and that group includes eventual Pro Bowlers such as Joe Washington, Lee Roy Selmon, Billy Simms, Keith Jackson and Troy Aikman.

As head coach of the University of Oklahoma from 1973 to 1988, Switzer was the guiding force behind one of the most dominant college football programs of all time. The 157-29-4 career record he amassed during that time underscores the long-term quality of winning Switzer brought to coaching. His .837 winning percentage at Oklahoma is the fourth highest mark in college history, behind only Notre Dame's Knute Rockne (.881) and Frank Leahy (.864) and Carlisle's George Woodruff (.846).

After moving from offensive coordinator to head coach in 1973, Switzer guided the Sooners to 28 consecutive wins from 1973 to 1975 and went 37 straight games without a defeat. When Oklahoma won national championships in 1974 and 1975 it marked the first time in history that a team had won back-to-back titles more than once.

During his 16-year tenure at Oklahoma, Switzer won three national championships (1974, 1975 and 1985), 12 Big Eight titles and was successful in eight of 13 bowl contests. His teams never finished below second place in the Big Eight Conference. He coached one Heisman Trophy winner (Billy Sims, 1978), two Lombardi Award winners (Lee Roy

**SWITZER, Cont.**

Selmon, 1975 and Tony Casillas, 1985), one Jim Thorpe Award winner (Rickey Dixon, 1987), one Defensive Player of the Year (Lucious Selmon, 1973) and a two-time Butkus Award winner (Brian Bosworth, 1985 and 1986).

His personal achievements have included awards from the Walter Camp Football Foundation, the Big Eight Conference, NCAA District V, the Washington Pigskin Club, The Sporting News, Football News, Playboy, The Associated Press and United Press International.

Following a playing career at the University of Arkansas from 1955-59, Switzer spent two years in the Army before returning to Arkansas in 1962, where he served as the scout team coach for two years. He then coached offensive ends from 1964-65. While working under Frank Broyles at Arkansas, Switzer coached both Jerry Jones and former Cowboys Head Coach Jimmy Johnson as the Razorbacks claimed the national championship in 1964.

In 1966, Switzer moved to Oklahoma as the offensive line coach under Jim Mackenzie. When Chuck Fairbanks became head coach following Mackenzie's death in April 1967, Switzer was named the Sooners' offensive coordinator. He took on the responsibilities of assistant head coach in 1970.

A native of Arkansas, Barry Switzer (10/5/37) grew up in Crossett, where he graduated in 1955 with an appointment to the United State Naval Academy and offers of football scholarships at the University of Arkansas and Louisiana State University. He chose to attend Arkansas and completed a Bachelors of Arts degree in business administration in 1960. He played center and linebacker three years for the Razorbacks and was elected captain as a senior in 1959. That year Arkansas reigned as Southwest Conference champion and Gator Bowl winner.

Barry has three children: Greg (10/5/68), Kathy (9/6/69) and Doug (9/27/72).

**CAREER COACHING NOTES**

<b>1994</b>	<b>Head Coach, Dallas Cowboys</b>
<b>1973-1988</b>	<b>Head Coach, University of Oklahoma</b>
<b>1985</b>	National Champions, University of Oklahoma
<b>1975</b>	National Champions, University of Oklahoma
<b>1974</b>	National Champions, University of Oklahoma
<b>1970-1972</b>	Assistant Head Coach/Offensive Coordinator, University of Oklahoma
<b>1967-1969</b>	Offensive Coordinator, University of Oklahoma
<b>1966</b>	Offensive Line Coach, University of Oklahoma
<b>1964-1965</b>	Offensive Ends Coach, University of Arkansas
<b>1962-1963</b>	Assistant Coach, University of Arkansas

**SWITZER'S CAREER COACHING RECORD**

Year	Team	W	L	T	Pct.	Conf.	Post Season	W-L
1973	Univ. of Oklahoma	10	0	1	1.000	1st		
1974	Univ. Of Oklahoma	11	0	0	1.000	1st		
1975	Univ. of Oklahoma	11	1	0	.917	1st (T)	Orange Bowl	W
1976	Univ. of Oklahoma	9	2	1	.826	1st (T)	Fiesta Bowl	W
1977	Univ. of Oklahoma	10	2	0	.833	1st	Orange Bowl	L
1978	Univ. of Oklahoma	11	1	0	.917	1st (T)	Orange Bowl	W
1979	Univ. of Oklahoma	11	1	0	.917	1st	Orange Bowl	W
1980	Univ. of Oklahoma	10	2	0	.933	1st	Orange Bowl	W
1981	Univ. of Oklahoma	7	4	1	.625	2nd	Sun Bowl	W
1982	Univ. of Oklahoma	8	4	0	.666	2nd	Fiesta Bowl	L
1983	Univ. of Oklahoma	8	4	0	.666	2nd		
1984	Univ. of Oklahoma	9	2	1	.826	1st (T)	Washington	L
1985	Univ. of Oklahoma	11	1	0	.917	1st	Orange Bowl	W
1986	Univ. of Oklahoma	11	1	0	.917	1st	Orange Bowl	W
1987	Univ. of Oklahoma	11	1	0	.917	1st	Orange Bowl	L
1988	Univ. of Oklahoma	9	3	0	.750	2nd	Citrus Bowl	L
<b>Totals</b>		<b>157</b>	<b>29</b>	<b>4</b>	<b>.837</b>			



## Butch Davis ★ Defensive Coordinator

In February of 1993, Butch Davis was promoted to the position of defensive coordinator, and, in his first year in the new role, Davis called the shots for a Super Bowl Champion defense.

In 1993, Davis directed a unit that was often recognized for its consistency, but more often heralded for its ability to keep the opponent out of the end zone. The Cowboys defense allowed just one offensive touchdown or less in 12 of the 16 games last year, while allowing just 16 touchdowns in the last 15 regular season outings. The Dallas defense permitted a club record low number of touchdowns (21), a figure that was topped only by the New York Giants (20).

In three games last season, the Cowboys kept their opponents from crossing the goal line, while only two clubs were able to score more than two TD's against Dallas during the regular season.

Under Davis' direction, the 1993 defense also produced the Cowboys first Pro Bowl defensive players since 1985, as defensive tackle Russell Maryland, linebacker Ken Norton and free safety Thomas Everett earned trips to Hawaii. The three defenders selected to the Pro Bowl for Dallas were the most by a Cowboys defense since 1983. Cornerback Kevin Smith, another young player who made a strong bid for Pro Bowl recognition, intercepted more passes (six) than any Dallas player in the last seven seasons.

In 1993, Dallas finished the season ranked 10th in the NFL in total defense, allowing 299.2 yards per game. Dallas tied for 10th in the NFL in pass defense (194.8) and closed the year ranked 11th in rushing defense (103.2).

Prior to being named to the defensive coordinator's post, Davis coached the Dallas defensive line for four seasons. In 1992, Davis' line helped the Cowboys finish the season as the NFL's top ranked unit against the rush—allowing just 77.8 yards on the ground per game. The 1992 line registered 44 sacks—the most in the team's last five seasons, while the defense finished the year with the top overall ranking in the NFL en route to a Super Bowl XXVII victory in Pasadena.

In five seasons as defensive line coach at the University of Miami (1984-88), Davis led his players to impressive heights. Fifteen of his linemen were picked in the NFL Draft, including All-Americans Bill Hawkins, taken in the first round by the L.A. Rams in 1989; Cortez Kennedy, taken with the third pick in the 1990 draft by Seattle; and Maryland, who rejoined Davis after being drafted with the first overall pick in 1991.

Davis' line was a key part of a Miami defense that finished second in the nation in both scoring and total defense in 1988. The Hurricanes also set a school record with 49 sacks in 1986, then broke it with 50 in 1988, and held opposing rushers to fewer than 2.3 yards per carry in 1987 and 1988.

After working as a high school coach in Arkansas and Oklahoma, Davis joined Jimmy Johnson's Oklahoma State staff in 1979 before moving with Johnson to Miami.

A native of Tahlequah, OK (11/17/51), Paul Hilton Davis was a defensive end at Arkansas where he earned his Bachelor's of Science degree in anatomy and physiology. Butch graduated from Bixby, OK, High School. He and wife Tammy live in Coppell, TX with their son Drew.



## Ernie Zampese ★ Offensive Coordinator

On their way to back-to-back Super Bowl titles in 1992 and 1993 the Dallas offense functioned under Norv Turner, a student of the offensive system designed by Ernie Zampese at the Los Angeles Rams. Turner spent four formative years under Zampese, from 1987-90, as receivers coach with the Rams, learning the style of offense he successfully brought to Dallas in 1991. In 1994 the Dallas offense will operate under that teacher as Zampese, who was the Rams offensive coordinator from 1987-93, takes over the offense from Turner, who left Dallas after Super Bowl XXVIII to become the head coach of the Washington Redskins.

As an offensive coordinator, Zampese has been the leader of some of the most powerful offensive teams in the league over the past several years. In his 11 years as an offensive coordinator, Zampese's teams have ranked in the top five in total offense six times.

During his seven seasons in Los Angeles, Zampese's offense allowed quarterback Jim Everett to post five consecutive 3,000-plus yard seasons from 1988 to 1992, including a career-high 4,310 yards in 1989. One reason for Everett's success was the fact that he never missed a start during that span, extending a consecutive games started streak to over 90 games before being benched midway through the 1993 season.

Quarterback was not the only successful position during Zampese's time with the Rams. Wide receiver Henry Ellard posted four consecutive 1,000 yard receiving seasons from 1988-91, and five times in seven seasons a Rams running back topped the 1,000 yard rushing mark. Last season the Rams finished fifth in the league in rushing offense (125.9 yards per game) behind Rookie of the Year and Pro Bowl running back Jerome Bettis.

Prior to joining the Rams' staff in 1987, Zampese was the offensive coordinator for the San Diego Chargers from 1983-86 after serving as the Chargers wide receivers coach from 1979-82. As the Chargers offensive coordinator, he worked with quarterback Dan Fouts, who put together three consecutive 3,000-plus yard seasons under Zampese.

A look through the record books shows how potent an offense Zampese directed first in San Diego and then later with the Rams as almost every team record on offense was established during Zampese's time with each of the teams.

Zampese began his pro coaching career as a defensive backs coach for the Chargers in 1976. The next year he became a scout for the New York Jets, before returning to the Chargers in 1979.

The Southern California high school Player of the Year at Santa Barbara High in 1953, Zampese went on to play tailback at the University of Southern California.

After receiving his master's degree in physical education in 1962 from Cal Poly-San Luis Obispo, Zampese began his coaching career at Allan Hancock Junior College in Santa Maria, CA. He then coached at Cal Poly-SLO in 1966, before moving to San Diego State from 1967-75 where he coached defensive backs.

Born in Santa Barbara, CA (3/12/36), Ernie and wife, Joyce, have two daughters, Kristin and Laurie, and two sons, Kenneth and Jon.



## Hubbard Alexander ★ Wide Receivers

Last year Hubbard Alexander directed a wide receiving corp that helped lead the Cowboys to their second straight World Championship. Michael Irvin teamed with Alvin Harper to give Dallas one of the league's best wide receiving tandems, and rookie Kevin Williams, displayed the potential that could allow him to develop into one of the most explosive receivers in the National Football League.

*Alexander, (Cont.)*

Irvin, who was named the starting wide receiver in his third consecutive Pro Bowl, finished the year as the NFL's second-ranked receiver in yardage with 1,330 and the third-ranked receiver in catches with 88, while adding five 100-yard receiving games for the year. He also grabbed a career-high 12 receptions for 168 yards against San Francisco (10/17).

Harper surpassed his career highs with 36 receptions for 777 yards. He continued to emerge as a big-play receiver, finishing second in the NFL in yards per catch (among qualifiers) with 21.6 average, the highest by a Dallas receiver since Bob Hayes averaged 24.0 in 1971.

As a rookie, Williams played mostly on third down passing situations but caught 20 passes for 151 yards and two touchdowns.

In 1992, Dallas' receivers combined for 2,317 yards. Michael Irvin finished second in the NFL with 1,396 yards. He was also named to his second straight Pro Bowl. Alvin Harper fueled his 1992 emergence as a solid wide receiver with a strong second half of the season. His timely catches in the NFC Championship Game set up two touchdowns. He also scored a 45-yard touchdown against Buffalo in Super Bowl XXVII.

Alexander's wide receiving corps made immense progress in 1991. Irvin led the NFL with 1,523 yards, sixth most in the NFL history, and the NFC with 93 catches. He was also named Most Valuable Player in the 1992 Pro Bowl. Harper became a starter in the ninth game of his rookie year.

In 1990 "Axe" guided a pair of starting wide receivers, who each returned from major knee surgery. Kelvin Martin had his best pro season with a team-high 64 catches to finish eighth among NFC wide receivers in catches. Irvin scored a touchdown every four receptions and averaged 20.7 yards per catch, the highest by a Cowboys player since 1981.

His first year with the team. Alexander lost Irvin and Martin to knee injuries and had to quickly develop an inexperienced group. Rookie James Dixon, who joined the Cowboys after the pre-season, led the team in yards per catch and set a club rookie-record with 203 receiving yards against Phoenix (11/12).

In 10 seasons at the University of Miami, Alexander developed the three leading receivers in the school's history. As tight ends coach from 1979-84, he worked with Glenn Dennison (1981-83), who set the school record for career receptions. This record was surpassed by another Alexander protege, All-America Willie Smith (1984-85).

In 1985 Alexander took over the wide receivers and began to mold a trio consisting of Brian Blades, Brett Perriman and Irvin. All three were among the first 52 players selected in the 1988 draft, and all three led their respective NFL teams in receiving in 1991. Irvin also broke most of Miami's receiving records, including Smith's career catch mark.

Following seven terms as a highly successful high school coach in Memphis, TN, Alexander spent six seasons as an assistant at Vanderbilt before joining Miami. A three-year starter at center at Tennessee State, Alexander earned All-America honors as a senior and signed as a free agent with Dallas. He began his coaching career with his alma mater in 1962.

Hubbard Lindsay Alexander (2/14/39) graduated from Atkins High School in Winston-Salem, NC. He and his wife Gloria have three sons — Todd, Chad and Bard.



## Joe Avezzano ★ Special Teams

The Cowboys special teams under Joe Avezzano's direction have been characterized by consistency, big plays and an ability to positively affect the outcome of ball games. Avezzano's efforts and excellence have not gone without notice. Following the 1993 season, he was named the NFL's Special Team Coach of the Year for the second time in three years. That award is determined by a vote of the NFL's special teams coaches.

In 1993, the Cowboys were the only team in the NFL to finish the regular season with a Top 10 ranking in all four major kicking game categories. Consistency spelled results for

*Avezzano, Cont.*

the Cowboys as they compiled the following NFL rankings: kickoff returns (7th, 21.1 yards per return); opponents kickoff returns (9th, 18.6); punt returns (9th, 10.3) and opponents punt returns (2nd, 5.3).

In addition to building very productive coverage and return units, the Cowboys have established a very dangerous reputation for creating breaks through the use of surprise plays in the kicking game. Since the 1991 season, Dallas has attempted four onside kicks, recovering three, and successfully executed a fake field goal for a touchdown.

The big play has also helped characterize Avezzano's units. Dallas has blocked eight punts since the start of the 1991 season, and in the last two years, rookie Kevin Williams (2 touchdowns) and former veteran Cowboy Kelvin Martin (2) have combined to return four punts for touchdowns.

In 1991, the play of the Cowboys special teams was so impressive that following the season Avezzano was named the NFL Special Teams Coach of the Year, by the widest margin ever, in a vote of the league's 28 special teams coaches. The Cowboys led the NFL in points scored on special teams with 20—and in kickoff return average with a 21.7 mark. Also for the first time in the same season in team history, Dallas placed a player in the top three in the league in both punt return average and kickoff return average.

Before coming to Dallas, Avezzano coached offensive line at Texas A&M for four years (1985-88), during which time the Aggies won three Southwest Conference titles and two Cotton Bowls.

During his tenure at Texas A&M, Avezzano groomed six All-Southwest Conference picks, including All-Americans Richmond Webb and Doug Williams. Four of his charges were selected in the NFL Draft, three of those (Webb, Williams and Jerry Fontenot) in the first three rounds.

Avezzano took on the additional duties of offensive coordinator in 1988 when sophomore running back Darrin Lewis finished second in the nation in rushing, earning first-team All-America honors.

Before joining the Aggies, Avezzano spent five seasons as head coach at Oregon State (1980-84). From 1977-79 he served as offensive coordinator at Tennessee, and he was the offensive line coach at Pittsburgh (1973-76), helping the '76 Panthers to the national title.

Avezzano began his coaching career at Washington High School in Massillon, OH, in 1967. He then coached at Florida State for a season before joining Iowa State in 1969.

Born in Yonkers, NY (11/17/43), Avezzano grew up in Miami where he played football at Jackson High School under current Cowboys running backs coach Joe Brodsky. After starring at guard for Florida State, Avezzano was drafted by the Boston Patriots. Joe and wife Diann have a son, Anthony.



**John Blake** ★ **Defensive Line**

In only his first year as the Cowboys defensive line coach, John Blake helped guide defensive tackle Russell Maryland to the Pro Bowl, the first such honor for a Dallas defensive lineman since Randy White was selected in 1985.

Last year Blake's unit registered 34 sacks during the regular season, and during the postseason his unit turned it up a notch in adding nine more sacks. During Dallas' postseason drive, the front four limited opposing rushers to 67.3 yards per game. Under Blake, Dallas finished 10th in the NFL in total defense, allowing 297.9 yards per game, and at the goal-line, this unit proved to be one of the league's stingiest, allowing a club record low 21 touchdowns, good for second in the NFL.

Blake was not a new face on the Cowboys practice field when he came to Dallas last

*Blake, Cont.*

season, having attended training camp in Austin as part of the Jerry Jones Minority Coaching Fellowship in 1991 and 1992 as defensive line coach. The fellowship allowed Blake the opportunity to work first-hand with Butch Davis and the defensive linemen during training camp. It was during this time Blake showed his coaching ability to both the Dallas players and staff.

Prior to coming to Dallas, Blake was a big part of building a top-rated defense at Oklahoma from 1989-92. As the outside linebackers coach in 1992, Blake was instrumental in developing All-Big Eight linebackers Aubrey Beavers and Reggie Barnes as the Sooners' defense finished 20th in the country and second in the Big Eight in overall defense.

In 1991 the Sooners' defense led the Big Eight in overall defense, rushing defense, scoring defense and held opponents to the lowest passing efficiency in the conference despite injuries to starting nose tackle Corey Mayfield that forced sophomore Ricky Wren into the lineup.

Injuries also affected Oklahoma's interior line in 1990, when Blake took Mayfield, who had never played nose tackle, and quickly taught him the position. Mayfield finished the season second on the team in sacks with seven, including two each against Oklahoma State, Missouri and Kansas State.

During his first full-time season as the Sooners' interior line coach in 1989, Blake oversaw all-conference picks Scott Evans and Dante Williams. Evans also earned All-Big Eight honors in 1990.

After playing nose tackle at Oklahoma from 1980-83, Blake began his coaching career as a graduate assistant working with the defensive line at his alma mater in 1986. He spent a season guiding wide receivers and tight ends at Tulsa before returning to the Sooners in 1989.

A highly-recruited all-state pick at Charles Page High School in Sand Springs, OK, Blake (3/6/61) earned his degree in public relations and recreation from Oklahoma. In 1988 he was named one of the Outstanding Young Men in America. He and wife Freda live in Coppell, TX.



## Joe Brodsky ★ Running Backs

In his five seasons in Dallas, Joe Brodsky has seen the Dallas running game go from the outhouse to the penthouse with the development of Emmitt Smith, the National Football League's MVP in 1993, and fullback Daryl Johnston, who is at the top of the league as a blocker, receiver and rusher.

For the third consecutive season, Smith led the NFL in rushing yards with his 1,486 yard total and also led the league in total yards from scrimmage with 1,900. Smith became only the fourth back in NFL history to lead the league three straight seasons, and the first since Earl Campbell in 1978-80. Despite missing the first two games of the season, Smith earned almost every NFL Most Valuable Player award given following the season, along with his fourth Pro Bowl invitation in four seasons.

Under Brodsky's guidance, Smith led the league in rushing in only his second season as a pro in 1991, and in 1990, Brodsky first oversaw the rapid advancement of Smith, who, despite missing all of training camp, led league rookies in rushing yards and earned NFL Rookie of the Year honors.

Smith's backfield mate, Johnston, also earned a trip to Hawaii for the Pro Bowl in 1993, the only fullback chosen in the NFC. In addition to the outstanding blocking skills he provides the Dallas offense, Johnston recorded career-highs for receptions (50) and receiving yardage (372) in 1993.

Although Johnston and Smith are seasoned veterans, Brodsky developed, two rookies



*Brodsky, Cont.*

into valuable contributors in 1993 as well. Newcomer Derrick Lassic became the first rookie in NFL history to start a season opener at running back for a defending Super Bowl champion when he took the field at RFK Stadium against the Redskins in September. Lassic went on the finish second on the team in rushing.

The other Brodsky pupil, and biggest surprise, was former Arena League player Lincoln Coleman, who made his debut on Thanksgiving Day by leading the team with 10 carries for 57 yards in the snow and ice.

Brodsky also polished fullback Tommie Agee, who entered the season with career totals of five yards rushing and three catches, but then led all Cowboys backs in yards per carry and receptions in 1990.

In 11 seasons (1978-88) as running backs coach at the University of Miami, Brodsky groomed 10 NFL draft picks, including three — Ottis Anderson, Alonzo Highsmith and Cleveland Gary — picked in the first round. Gary set a Miami record for catches in a season by a back with 57 in 1988.

Not included in the draftees is Indianapolis running back Albert Bentley, who played in the United States Football League before joining the Colts. More impressive is that Highsmith went to Miami as a defensive lineman and Bentley as a walk-on. Five of Miami's top 10 all-time rushers worked under Brodsky.

For 13 seasons Brodsky was one of South Florida's most successful high school coaches at Miami-Jackson (1965-70) and Hialeah-Miami Lakes (1971-77), where in 1975 he guided the team, quarterbacked by his son, Joe, Jr., to the Florida state title. One of his charges at Jackson High School was current Cowboys special teams coach Joe Avezzano.

A four-year letterman in football, basketball and track at the University of Florida, Brodsky started at fullback and linebacker for the Gators.

Joseph Brodsky (6/9/34) is a native of Miami, where he graduated from Jackson High School. He and wife Joyce have three sons — Joe, Jr., Larry and Jeffrey — and two grandchildren, Amanda and Joe. Larry, a wide receiver at Miami from 1979-81, is fifth on the Hurricanes' all-time receiving list.



## **Dave Campo** ★ **Defensive Backs**

Under Dave Campo's direction, the Dallas secondary has grown into one of the team's deepest and most productive units over the past five years.

That improvement was no more evident than in 1993, when second-year cornerback Kevin Smith intercepted more passes (6) than any other Cowboy player since 1986. Campo's guidance of Smith and his partner, fellow cornerback Larry Brown, has enabled the pair to develop into the NFL's top young tandem at the critical cornerback position.

The Dallas defense closed the '93 regular season ranked 10th in the NFL in pass defense allowing 194.8 yards per game, and the Cowboys held five of the final 10 regular season opponents to under 200 yards passing. Free safety Thomas Everett became the first Dallas defensive back to earn a trip to the Pro Bowl in seven seasons, while second year strong safety Darren Woodson was the team's second leading tackle (155 stops) nearly passing Ken Norton (159) for the club leadership in that category.

James Washington's stellar performance in Super Bowl XXVIII nearly earned the veteran safety MVP honors in Atlanta. Washington fell two votes short of tying Emmitt Smith for the MVP trophy after leading all Dallas tacklers with 11 stops, causing one fumble, intercepting a pass, and returning another fumble 46 yards for a touchdown that turned the game's momentum.

The Dallas defensive backs also left an imprint on the Cowboys special teams in 1993,

*Campo, Cont.*

as Bill Bates led the club in special teams tackles (25), with Brock Marion (19) and Kenneth Gant (17) key contributors throughout the year.

Campo was hired by Dallas in 1989 after spending two years at the University of Miami as the secondary coach. At Miami, he helped the Hurricanes to a two-year record of 23-1 and a national title in 1987, while fine tuning the talents of the best defensive back in school history. Safety Bennie Blades was the 1987 Jim Thorpe Award winner (honoring the best collegiate defensive back) before being selected with the third pick in the NFL Draft by the Detroit Lions. Eight of Campo's Miami charges went on to sign NFL contracts.

Prior to joining Miami, Campo spent three seasons (1984-86) as part of a staff that turned Syracuse into a national championship contender.

He began his career at his alma mater, Central Connecticut State, where he spent the 1971-72 seasons. His coaching trek then took him to Albany State (1973), Bridgeport (1974), University of Pittsburgh (1975), Washington State (1976), Boise State (1977-79), Oregon State (1980), Weber State (1981-82) and Iowa State (1983).

In addition to starring at defensive back in college, David Cross Campo (7/18/47) twice earned All-East honors at shortstop at Central Connecticut State. He attended Robert E. Fitch High School in Groton, CT. He and wife Kay have five children — Angie, Eric, Becky, Tommy, Shelbie and Michael.



### Jim Eddy ★ Linebackers

In his first year in Dallas, Jim Eddy's added defensive knowledge and experience helped land three Cowboy defenders in the Pro Bowl in Hawaii. In 1994 Eddy will become more involved in the defense by moving from the secondary to the linebackers, taking over for Butch Davis — who will oversee all defensive positions.

It was Eddy's input as a defensive assistant with the secondary and pass defense in 1993 that helped Kevin Smith record one of the best seasons by a Dallas defensive back in some time, grabbing six interceptions — the most by a Dallas player since Michael Downs had six in 1986. In only his second season, Smith also added NFC Defensive Player of the Week honors in Week 14 at the N.Y. Jets. As a unit the Dallas defense ranked 10th in the NFL in total defense and second in scoring defense.

Prior to joining the Cowboys in 1992, Eddy spent three seasons as the defensive coordinator for the Houston Oilers, guiding a defense that led the American Football Conference and finished third in the National Football League in total defense. Houston also finished third in the league in pass defense and tied for fifth in sacks. In addition, two Oilers placed in the top 10 in sacks in the AFC in both 1991 and 1992, including 1991 when William Fuller led the conference and finished second in the league with 15 sacks.

During Eddy's three seasons with the Oilers the team earned three playoff berths, including the franchise's first AFC Central Division crown in 1991.

Prior to joining the Oilers' staff in 1990, Eddy spent three seasons as the defensive coordinator for the University of Houston, which posted a 22-10-1 record during his tenure there. The Cougars led the Southwest Conference in defense in 1988 and '89. His final year at the University of Houston, his troops finished sixth in the nation in scoring defense. In addition the 1988 Cougars held opponents to 3.69 yards per play, good for third in the country behind Auburn (3.6) and Miami (3.67).

In two seasons as the defensive coordinator for Houston of the United States Football League, Eddy helped guide the Gamblers to consecutive playoff appearances with a 13-5 mark and a division title in 1984 and a 10-8 record in 1985.

For 10 seasons, including three as a head coach, Eddy worked in the Canadian Foot-


Eddy, *Cont.*

ball League, where he saw his teams make eight postseason berths and play in four Grey Cup Championship Games. During his two-year tenure as Director of Operations/Player Personnel for Toronto, the Argonauts played in the Grey Cup game each season, including a CFL Championship in 1983.

He began his pro coaching career as defensive coordinator at Saskatchewan in 1974 then was elevated to head coach of the Roughriders in 1977. He spent two seasons as defensive coordinator at Hamilton (1979-80) before being named head coach of the Montreal Alouettes in 1981.

After playing defensive back and running back at New Mexico State, Eddy began his coaching career on the high school level in Odessa, TX before becoming assistant head coach/defensive coordinator at his alma mater in 1965. Following six seasons with the Aggies, he was named defensive coordinator at Texas-El Paso in 1971.

Born in Checotah, OK (5/2/39), Jim and wife Dee have two daughters, Kelly and Connie.



## Robert Ford ★ Tight Ends

While Jay Novacek provided the Cowboys with yet another Pro Bowl performance in 1993, tight end coach Robert Ford had to use five different players to fill a back-up void that plagued Dallas all season.

Novacek, who made his third consecutive Pro Bowl appearance following the season — this year as a starter for the NFC — grabbed 44 receptions for 445 yards as Dallas captured its second consecutive Super Bowl title in 1993. He also tied a club record for tight ends when he hauled in eight passes for 106 yards against Buffalo (9/12), recording his fourth 100-yard receiving day as a Cowboy to tie Doug Cosbie's club record for tight ends. Since Ford's first season with the Cowboys in 1991, no other NFL tight end has caught more passes than Novacek's 171.

When Alfredo Roberts went down with a season-ending foot injury early in training camp, Ford had to turn to inexperienced free agents for depth. Dallas obtained Kelly Blackwell in a trade with the Bears and signed rookie Joey Mickey off waivers prior to the start of the season. Blackwell was released in the middle of the season and was replaced by Jim Price, who arrived following a trade with the L.A. Rams. Like Roberts, Price injured his foot and was replaced by Scott Galbraith, who signed as a free agent. Galbraith saw most of his action in two tight end formations, recording one reception for a one-yard touchdown.

The duo of Novacek and Roberts flourished in the Cowboys march to Super Bowl XXVII in 1992. Novacek's 68 pass catches enabled him to become the first Dallas tight end to catch 50 or more passes in three consecutive seasons. Named to the Pro Bowl for the second straight season, Novacek surpassed Cosbie's club season record for catches by a tight end en route to becoming a first team All-Pro. While Roberts set career highs for catches and receiving yards.

The 1991 season was Ford's first full-time assignment with Dallas, but he was not a stranger to the Cowboys' staff after spending the previous summer at training camp as one of the recipients of the Jerry Jones Minority Coaching Fellowship.

Ford coached 15 years on the collegiate level and one season with the Houston Gamblers of the United States Football League before coming to Dallas. He spent 1989-90 as receivers coach at Texas A&M, helping the Aggies to two bowl appearances.

Prior to joining Texas A&M, Ford spent two seasons at Texas Tech where he developed a trio of wide receivers — Tyrone Thurman, Eddy Anderson and Wayne Walker — who each earned All-Southwest Conference honors, finished one-two-three on the Red Raiders' all-time receiving list.

*Ford, Cont.*

As receivers coach of the Gamblers in 1985, Ford oversaw Ricky Sanders, Clarence Verdin and Richard Johnson. Under Ford, Johnson caught 103 passes for 1,384 yards, Verdin had 84 catches for 1,004 yards and Sanders, who grabbed 101 receptions for 1,378 yards in 1984, caught 488 passes for 538 yards despite playing only 10 games in 1985.

After beginning his coaching career at Saginaw, MI, High School in 1973, Ford moved on as receivers coach at Western Illinois (1974-76), New Mexico (1977-79), Oregon State (1980-81), Mississippi State (1982-83) and Kansas (1986). Ford was on the same staff with current Cowboys assistants Joe Avezzano, then Beavers' head coach, and Dave Campo.

The only player in the history of the NCAA to catch two 99-yard touchdown passes, Ford led the University of Houston in receiving, punt return and kickoff returns in 1972, when he earned third-team All-America honors. While with the Cougars, Ford roomed with former Cowboys fullback Robert Newhouse.

A native of Belton, TX (6/21/51), Robert starred at Belton High School. He earned a Bachelor's degree in education from Houston and a Master's in athletic administration from Western Illinois. He and wife Janice have two sons, Bobby and Jason.



### Steve Hoffman ★ Kickers/Quality Control

Steve Hoffman has rapidly developed a reputation around the NFL for his ability to find and develop kicking talent with young players. In three of the last four seasons, Hoffman has developed a rookie free agent kicker or punter who became the Dallas starter and went on to enjoy a very productive year.

In 1993, Hoffman introduced free agent punter John Jett to the NFL, and the newcomer responded by finishing the year ranked third in the NFL in net punting average (37.7).

Hoffman discovered a pair of rookie free agent place kickers in 1990 and 1992, and each went on to establish Dallas records for scoring by a rookie. In 1990, Ken Willis set the mark with 90 points, and in 1992, Lin Elliott shattered that standard by scoring 119 points.

The challenge to fill the kick scoring slot will again fall on Hoffman's shoulders in 1994, as Dallas's 1993 ace, veteran Eddie Murray, departed via free agency.

After joining the Cowboys to coach the kickers in 1989, Hoffman added the duties of quality control in 1990. He currently coordinates the computer scouting of all Cowboys future opponents on video tape, while providing internal analysis of the Cowboys own tendencies and productivity.

From 1985-87 he oversaw the kickers at the University of Miami where one of his charges was Jeff Feagles, a six-year pro who punted for Philadelphia the past three seasons. Hoffman also was a top instructor for Ray Pelfrey's kicking camps where his students included Barry Helton, who booted for the Rams in 1991, and Brian Hansen, the Saints' all-time leading punter, who kicked for Cleveland the past three seasons.

For two springs Hoffman coached in Italy as offensive coordinator of the Bellusco Seahawks in 1987 and the Rho Blacknights in 1988. In the fall of 1988 he coached at Sunset High School in Miami.

In 1983 Hoffman punted for the Washington Federals of the United States Football League. He also went to training camp with the Redskins in 1981 and 1983, Seattle in 1984 and New Orleans in 1985.

Born in Camden, NJ (9/8/58), Hoffman starred in baseball and football at York Suburban High School in York, PA. He earned All-Mid-Atlantic Conference honors at Dickinson College where he played quarterback, running back and wide receiver while handling the punting duties. He met his wife Raffaella while coaching in Italy, and they now reside in Coppell, TX.



## Hudson Houck ★ Offensive Line

In his first season in Dallas, Hudson Houck did everything that was expected from him and more. Houck's group paved the way for Emmitt Smith to capture his third consecutive NFL rushing title with 1,486 yards on the ground, and allowed Troy Aikman to complete a team record 69.1 percent of his passes in 1993.

In addition, the Dallas offensive line allowed just 29 sacks in 504 passing opportunities, the fewest number of sacks in the NFC and the third fewest in the NFL. Following the season three members of the offensive line — Nate Newton, Mark Stepanoski and Erik Williams — were chosen to participate in the Pro Bowl in Hawaii, marking the first time Dallas had three offensive linemen chosen in the same season.

Prior to coming to Dallas, Houck spent 1992 coaching the offensive line for the Seattle Seahawks, and his group of linemen opened holes that allowed Chris Warren to rush for a 4.6 yard average per carry and 1,017 yards, the fifth 1,000-yard rushing season in club history and the first in Seattle since 1988.

Prior to joining Seattle, he spent nine years developing one of the most dominate lines in the NFL for the Los Angeles Rams. From 1983 to 1992 no team sent more offensive linemen to the Pro Bowl than the Rams. In all, five Rams' linemen made twenty-one trips to Hawaii, including Jackie Slater (seven trips) and Doug Smith (six).

The excellence of the offensive line translated into a 1,000-yard rusher in seven of the nine seasons Houck was with the Rams, including four NFL rushing titles in the five years from 1983-87. Running the ball wasn't the Rams only offensive weapon, as Jim Everett passed for more yards from 1989-91 than any other quarterback in the NFL. Because of the pass protection provided by the offensive line Everett did not miss a start from 1988-91.

Houck began a 16-year collaboration with John Robinson in 1976 at his alma mater, the University of Southern California. It was also at USC that Houck began a 13-year coaching relationship with Norv Turner, with whom he would also work with at the Rams. During his tenure at USC, Houck served as offensive line coach, guiding a group that would open holes for Heisman Trophy winners Charles White and Marcus Allen. While at USC, seven of Houck's offensive linemen went on to achieve All-America status and play in the NFL: Marvin Powell (Jets), Pat Howell (Oilers), Brad Budde (Chiefs), Keith Van Horne (Bears), Roy Foster (Dolphins), Bruce Matthews (Oilers) and Don Mosebar (Raiders).

Houck graduated from USC after playing three seasons as a center from 1962-64, including the Trojans' 1962 national championship team. He began his coaching career as an assistant at Crescenta Valley, CA, High School in 1967. He served a year in the United States Army in 1968, before returning to Crescenta Valley in 1969.

From 1970-72 he served his first stint as an assistant at USC, before moving on to coach the offensive line at Stanford from 1973-75.

Houck (1/7/43) attended Eagle Rock High School in Los Angeles, CA. His wife Elsie has two grown children, Scott and Holly.



## Mike Woicik ★ Strength and Conditioning

Since Mike Woicik's arrival as the strength and conditioning coach in 1990, the Dallas Cowboys have developed into one of the healthiest and best conditioned teams in the National Football League.

Healthy and well-conditioned teams generally have a greater chance of winning, and since Woicik's arrival, the Cowboys have

*Woicik, Cont.*

an overall record of 50-22, with seven playoff victories and two Super Bowl titles.

The conditioning aspect has been especially prevalent in Dallas' ability to finish a season strong. In each of the past four seasons, Dallas has a cumulative record of 21-4 in games played from Thanksgiving on through to the end of the playoffs.

Following the NFL title season in 1992, Woicik's outstanding efforts were rewarded as he was voted the NFL's "Strength Coach of the Year" by his peers.

Woicik joined the Cowboys staff after 10 years as the strength and conditioning coach at Syracuse University, which became one of the nation's top football programs during his tenure. One of Woicik's prize pupils was fullback Daryl Johnston, who was picked in the second round by Dallas in 1989. Woicik also worked with current Cowboys defensive backs coach Dave Campo at Syracuse.

From 1978-80 Woicik was the track coach and weight room coordinator at Springfield College in Massachusetts.

An outstanding discus thrower at Boston College, Woicik set a school record of 180 feet, 5 inches, earned All-East honors and qualified for the NCAA championships. He also competed in the shot put and hammer throw.

A native of Westwood, MA (9/26/56), Mike Woicik (pronounced WOY-sick) competed in football and track at Westwood High School. Woicik, who is an ardent bowler, organizes a players' weekly bowling outing. He earned his Bachelor's degree in history from Boston College and Master's in physical education from Springfield.



**Mike Zimmer** ★ **Defensive Assistant**

The newest member of the Dallas Cowboys coaching staff is Mike Zimmer, who spent the past five seasons as the defensive coordinator/secondary coach at Washington State University. In Dallas he will become a defensive assistant, taking over the nickel defense duties held by Jim Eddy during the 1993 season. The move will allow Eddy to coach the line-

backers and free Butch Davis to oversee the entire defense.

Zimmer took over the Cougar defense in 1989. With that group, Washington State established a school record with 24 interceptions and 48 sacks on the season. In 1992, the Cougars posted a 9-3 record, including a win in the Copper Bowl, which equalled the second most wins in school history and was the school's best record since the 1930's. Washington State finished the season with the 18th ranked defense in the nation and established a school record by allowing opponents to convert only 26.1 percent of their third downs. In 1993 Washington State climbed to eighth in the nation in total defense, allowing just 298 yards per game, and second in rushing defense. Zimmer's unit established a school record by allowing only 86 yards per game and 2.16 yards per carry.

Prior to joining the Cougars' staff, Zimmer was an assistant at Weber State College from 1981-88. Zimmer was on the same staff with current Cowboys assistant Dave Campo during the 1981-82 seasons. He coached inside linebackers from 1981-84, while adding the duties of defensive coordinator in 1983. From 1985-88 he served as coordinator and oversaw the secondary. The 1981 Wildcat defense led the Big Sky Conference, and his 1987 group set a school record with six defensive touchdowns. That 1987 team posted a 10-3 record, the best mark in school history.

Zimmer began his coaching career as a part-time assistant on defense at the Uni-

*Zimmer, Cont.*

versity of Missouri in 1979, coaching among others All-Pro cornerbacks Eric Wright (San Francisco 49ers) and Johnnie Poe (New Orleans Saints).

Zimmer was a two-time all-conference quarterback at Lockport, IL, High School in 1972-73, playing for his father Bill, who played football at Bradley and later with the San Francisco 49ers. Mike also earned all-conference honors in wrestling and baseball.

Zimmer went on to play quarterback at Illinois State University in 1974. After redshirting the 1975 season, he suffered a broken thumb in the spring of 1976 and was moved to linebacker. A neck injury, suffered during the 1976 season, led to surgery and the end of his playing career. He graduated with a Bachelor's degree in physical education in 1979.

Born in Peoria, IL (6/5/56), Mike and wife Vikki have three children, Adam, Marki and Corri.



Barry Switzer was hired as the head coach of the Dallas Cowboys on March 30, 1994.

---

THE COACHING STAFF

---



O'NEILL



COCHREN



MAURER

**KEVIN O'NEILL, Trainer**

Kevin O'Neill joined the Cowboys in 1989 after four years as head athletic trainer at the University of Miami.

A graduate of the University of Pittsburgh, O'Neill earned his Master's degree in physical education from the University of Arizona while serving as athletic trainer for Catalina High School in Tucson, AZ. O'Neill spent three years as the assistant athletic trainer at the University of Tennessee, four years as head athletic trainer at Oregon State, and one year at the University of Central Florida before joining the University of Miami.

He serves as chairman of the public relations committee for the National Athletic Trainers Association and also serves on the public relations committee of the Professional Football Athletic Trainers Society.

A native of Pittsburgh, PA (8/2/54), Kevin and wife Anne have two children, McKenzie and Kaitlyn.

**DON COCHREN, Athletic Trainer/Medical Records Coordinator**

Don Cochren joined the Cowboys in 1965 after experience in college, military, and Canadian Football League training. Cochren became assistant trainer/medical records coordinator after working 25 seasons as the team's trainer.

A graduate of Purdue, Cochren earned his physical therapy certificate at Pennsylvania. He was a trainer at Case Institute (now Case-Western Reserve) in Cleveland for two years, with the Toronto Argonauts of the CFL for four years and the University of New Hampshire for one year before coming to Dallas. He also served as a physical therapy officer in the Air Force for two years.

Cochren was one of the 28 trainers selected from colleges and professional sports teams to serve the United States team at the 1980 Winter Olympics at Lake Placid, NY. In 1984 Cochren received the 25-year honor award from the National Athletic Trainers Association and in 1989 was chosen to serve as a member of the Professional Football Athletic Trainers/Gatorade Advisory Board. Purdue University honored Cochren by presenting him their Distinguished Alumni Award in 1992.

A native of Princeton, IN (2/6/32), Don and wife Jan have four children- Jeff, Wendy, Scott and Chris.

**JIM MAURER, Assistant Trainer**

Jim Maurer works with Kevin O'Neill and supervises the Cowboys' medical rehabilitation program. After serving as a graduate assistant with Dallas for two seasons, Maurer joined the Cowboys on a full-time basis in the spring of 1990.

A native of Dallas (3/8/65), Maurer received his undergraduate degree in physical education from Southern Methodist University, where he worked primarily with the football and swim teams.

Maurer worked one year as a summer assistant with the Kansas City Chiefs in 1987, after spending the summer of 1986 with the Cowboys in the same capacity.

An avid golfer and racquetball player, he is pursuing his master's degree in physical education at the University of North Texas. Maurer and his wife Rosanne live in Dallas with their sons Nicholas and Benjamin Michael.



---

---

THE COACHING STAFF

---

---



BLACKWELL



McCORD



BUCHANAN

**ROBERT BLACKWELL, Video Director**

Robert Blackwell enters his sixth season as the team's video director after eight seasons as an assistant with Dallas. In charge of taping and editing all Cowboys' practices and games, Blackwell also edits opponents' tapes and handles all the teams' photographic needs.

Blackwell shot coaching game films for basketball and football at Southern Methodist University from 1979-84.

After earning his degree in communications from Stephen F. Austin, Blackwell produced a film on the efforts to save the red wolf from the extinction for the U.S. Fish and Wildlife Service. The following year he served as director of photography on a film about the North Atlantic Indian migrations for Gulf Oil and the State of Texas.

A native of Garland, TX (12/1/50), a Dallas suburb, Robert graduated from Garland High School. He and his wife Diana live in Coppell, TX, with son Nathaniel and daughter Lora Ann.

**MIKE McCORD, Equipment Manager**

Mike McCord enters his sixth season with the Cowboys, his third in the equipment department and his first as the equipment manager after taking over the position this spring. McCord will take over for William T. "Buck" Buchanan who retired in May after 21 seasons with the Cowboys.

McCord originally joined the Cowboys in 1989 as the assistant ticket manager, spending two years in that capacity before moving to the football operations department in 1991.

Before coming to Dallas, McCord spent two-and-a-half-years with the University of Texas athletic department, one-and-a-half years as a part-time student assistant before receiving his B.B.A degree and then one year as a full-time intern.

A native of Clovis, NM (11/6/64), Mike graduated from Roosevelt High School in San Antonio, TX, and spent two years attending Southwest Texas State before transferring to the University of Texas. He and wife Jan were married in May, 1994.

**BUCKY BUCHANAN, Assistant Equipment Manager**

William Andrew "Bucky" Buchanan enters his first year as the assistant equipment manager, joining the Cowboys this spring. Buchanan is no stranger to the Cowboys equipment department, having spent many weekends and training camps helping his father William T. "Buck" Buchanan — who retired in the spring after serving 21 years as the Cowboy equipment manager.

Before coming to Dallas, Buchanan spent one-and-a-half years with Willis Medical in Richardson, TX, and 10 years with the Skaggs Alpha Beta grocery store chain.

A native of Dallas, Buchanan (6/9/61) graduated from Plano High School. He and wife Amy have two children - Thomas II (12/11/86) and Brett (10/26/89).



**Larry Lacewell**  
**Director of College and Pro Scouting**

Larry Lacewell joined the Cowboys as Director of College Scouting in May of 1992, and his performance as a key player in Dallas' last two NFL Drafts has been impressive.

In 1993, the Cowboys drafted nine college players, and six of those went on to earn year-long roster spots with the Super Bowl champions. Of that group, Darrin Smith was a starter at weak-side linebacker, while Kevin Williams was a solid contributor as a third receiver and return specialist — returning two punts for touchdowns.

This past spring, Lacewell's scouting department turned in a draft effort that addressed Dallas needs for depth along the offensive and defensive lines, while also providing the Cowboys with a strong showing in the rookie free agent market.

"The importance of drafting and developing young talent is more important in the NFL than ever before," said Cowboys Owner and General Manager Jerry Jones. "Larry has provided us a solid direction in that department since coming on board, and his contributions will be more prominent over the next few years as those younger players begin to fill key positions on our depth chart."

"I believed from day one that Larry was uniquely qualified for this job," adds Jones. "He's not only a knowledgeable football man with years of coaching experience, but he has been a college athletic director and has a strong administrative background. The combination of his management expertise and his knowledge of the game are very special."

Lacewell joined the professional ranks with the Cowboys after a distinguished career in collegiate coaching and athletic administration that spanned over 30 years.

Most recently, Lacewell served under Johnny Majors as the defensive coordinator at Tennessee (1990-1991). The 1990 Volunteer club captured the Southeastern Conference Championship and then defeated Virginia in the Sugar Bowl. In 1991, Tennessee finished second in the SEC and earned a Fiesta Bowl berth.

As the athletic director and head coach at Arkansas State (1978-1989), Lacewell compiled a record of 69-48-4. He was named the Southland Conference's Coach of the Year on three occasions, while the Indians captured two conference titles under his direction.

Lacewell began his coaching career as an assistant at Alabama in 1959. Following two seasons with the Crimson Tide, he moved on to Arkansas State (1961), Arkansas A&M (1962-63), Kilgore Junior College (1964-65), Oklahoma (1966), Wichita State (1967) and Iowa State (1968). Lacewell rejoined the Sooners' staff in 1969 as assistant head coach and defensive coordinator, and over the next nine seasons helped Oklahoma to six Big Eight titles and two national championships.

A native of Fordyce, AR, Lacewell attended Fordyce High School and then played halfback at Arkansas A&M from 1955-59. He and wife Criss have two children, Bryant Land and Logan.



**Tom Ciskowski** ★ Scout

Tom Ciskowski enters his third season as a Cowboys scout, serving as an area scout the past two years. Previously he served a one year stint as a scout administered by the BLESTO Scouting Combine in 1991.

Before becoming a scout, Ciskowski spent 15 years in the coaching ranks, the first two as an assistant at Pawhuska, OK, High School. In 1979 he moved into the college coaching ranks, becoming the defensive

*Ciskowski, Cont.*

backfield coach at East Central University in Ada, OK. While at ECU he earned his Master's degree in athletic administration. The following year he moved to Arizona State University, working with the defensive line as a graduate assistant for the 1980-81 seasons.

In 1982 Ciskowski moved to Oklahoma State, joining Coach Johnson's staff as an assistant to Tony Wise on the offensive line, before becoming the offensive line coach at Wichita State in 1984. After that season Ciskowski rejoined Johnson as a volunteer assistant working with Butch Davis and the defensive line at the University of Miami.

From 1986-89 Ciskowski worked with the offensive lines, first at New Mexico State for two seasons, and then at UNLV for two more. Before coming to Dallas, he coached the defensive line at College of the Sequoias in Visalia, CA, from 1990-91. Thirteen of the team's players went on from the junior college to play Division I football in 1992.

A native of Medford, OK, Ciskowski attended Medford High School then played linebacker and earned his Bachelor's degree from Cameron University.



**Jim Garrett** ★ Scout

Jim Garrett, who spent 28 of the past 29 seasons as either a coach or scout in the NFL, re-joined Dallas in 1987.

He previously scouted for the Cowboys in 1968-69 and 1974-75. Prior to his first stint in Dallas, Garrett served two seasons as a scout for the BLESTO Scouting Combine. He then coached with the New York Giants from 1970-74 before returning to Dallas.

Garrett was also an assistant coach with New Orleans (1976-77) and Cleveland (1978-84). After a season as the head coach at Columbia, he scouted for Buffalo in 1986.

An all-conference fullback at Utah State, Garrett played for Philadelphia (1954), the British Columbia Lions (1955), the New York Giants (1956) and the Ottawa Roughriders (1957).

He began his coaching career as an assistant at the Coast Guard Academy in 1958. After one season at Lehigh, Garrett became head coach and athletic director at Susquehanna University where he compiled a 40-3-1 record and was inducted into the school's hall of fame.

The Rutherford, NJ, native (6/19/30) attended Rutherford High School. He went to spring training with the Pittsburgh Pirates following his rookie year in the NFL.

He and wife Jane have eight children — Jim, Jane, Jennifer, Janine, Jill, John, Jason and Judd — and ten grandchildren. John, a wide receiver who went to training camp with Dallas in 1988, is a scout with Tampa Bay. Jason is one of the Cowboys' back-up quarterbacks. Judd, a running back who was on the Cowboys' practice squad in 1993, played for London of the World League in 1991-92.



**Walter Juliff** ★ Scout

Walter Juliff begins his 10th season, the last seven with the Dallas Cowboys.


Before becoming a full-time scout, Juliff spent two seasons as a graduate assistant at the University of Texas. He also was an assistant with the Abilene-Cooper football team in 1980, the Houston-Kingwood baseball team in 1981 and the Kerrville-Tivy track team in 1982. While at Tivy High School, Juliff worked with punter John Teltschik, who earned All-Rookie honors with Philadelphia in 1986.

Juliff, (Cont.)

Juliff began his coaching career as a graduate assistant at Angelo State where he spent two seasons. In 1978 the Rams went undefeated and won the NAIA national championship then lost in the national semifinals the next year.

A native of San Angelo, TX (6/22/56), Walter starred in football and as a hurdler in track at Central High School.

Juliff, who lives in Austin, TX, earned his Bachelor's degree from San Angelo State and his M.B.A. from Texas. He and former Phoenix offensive coordinator Jerry Rhome are cousins.



**Bobby Marks** ★ Scout

Bobby Marks, a 11-year veteran of NFL scouting, begins his second season in Dallas as a scout administered by the BLESTO Scouting Combine.

Before coming to Dallas, Marks was a scout with the Denver Broncos from 1983-92. During that time, the Broncos posted seven winning seasons and three Super Bowl appearances.

An All-Southwest Conference selection at tight end under Paul "Bear" Bryant at Texas A&M, Marks helped the Aggies to the 1956 SWC Championship before graduating in 1958. He entered the coaching ranks as an assistant coach at Nederland, TX, High School from 1959-60. He then moved to Jones High School in Houston, TX from 1961-64 before becoming head coach at Sam Houston High in Houston in 1965.

In 1968 Marks moved into the college coaching ranks, becoming the linebackers coach under Gene Stallings at his alma mater, Texas A&M. The following season Marks moved to receivers coach. In 1972 Marks was reunited with Coach Bryant, becoming the receivers coach at the University of Alabama. A position he would hold until joining the Broncos in 1983.

A native of New Orleans, LA, (6/21/36), Bobby attended Warren Easton High School. He and wife Ann have five children — Bobby, Jr., Keith, Jared, Beth and Katie.



**Walt Yowarsky** ★ Scout

Walt Yowarsky joined the Cowboys in 1977 with 25 seasons in the NFL as either a player, assistant coach or scout. He came to Dallas following three years with the QUADRA scouting combine.

Drafted by Washington as an offensive and defensive lineman in the second round in 1951, Yowarsky played until midway through the 1952 season when he entered the Air Force. After returning in

1954, he was traded from Washington to Detroit. A year later he was traded from Detroit to the N.Y. Giants.

While he was with the Giants they played in two NFL Championship Games, including a 47-7 win over Chicago for the title in 1956. Following four seasons in New York, he finished his playing career in San Francisco in 1959.

Yowarsky returned to the Giants as a scout and assistant coach in 1959. After two seasons he joined the first coaching staff of the new franchise in Minnesota where he coached for six seasons. He then moved on as an assistant coach at New Orleans (1967-68), Atlanta (1969-70), Houston (1971) and San Diego (1972-73).

In the 1951 Sugar Bowl Yowarsky earned most valuable player honors as he led Kentucky to a 13-7 win over Oklahoma, ending the Sooners' 33-game winning streak. He played three seasons for the Wildcats under Paul "Bear" Bryant.

A native of Cleveland (5/10/28), Walt and wife Bobbie have three children — Michael, Lisa and Van. Yowarsky was offered a contract to play baseball by Cincinnati after high school.

## What To Look For in 1994

- The Cowboys** improving their NFL-best opening-day record of 25-8-1 (.750). Dallas holds the NFL record for consecutive wins in opening games with 17 straight from 1965-81.
- The Cowboys** improving their NFC-best 51-29 (.638) record against AFC foes in games against Cincinnati, Cleveland, Houston and Pittsburgh.
- The Cowboys** increasing their 27-game (regular season and playoffs) sellout streak at Texas Stadium, the longest since 1977-82, when Dallas sold out 44 straight home games.
- The Cowboys** increasing their 52-game (regular season and playoffs) sellout streak both home and away.
- The Cowboys** improving their 40-1 regular season record when Emmitt Smith carries 20-or-more times. Dallas is also 29-1 in games when Smith rushes for 100-yards-or-more.
- Jim Jeffcoat** adding to his team-high streak of games played at 110.
- Troy Aikman** moving up the NFL's all-time career completion percentage list. Aikman is current the NFL's third most accurate passer with a 62.0 percent completion rate.
- Troy Aikman** moving into first on the Cowboys all-time passing list. Currently third, Aikman has a career quarterback rating of 81.0. Just ahead of him is Danny White with a rating of 81.7 and Roger Staubach (83.5).
- Michael Irvin** becoming the first player to record four consecutive 1,000-yard receiving seasons in club history. Tony Hill is the only Dallas player to record even three 1,000-yard receiving seasons in a career, but they were in 1979, 1980 and 1985.
- Michael Irvin** becoming the first Cowboys player with 75-or-more catches in four consecutive seasons. Irvin recorded 88 receptions in 1993, 78 receptions in 1992 and established a club record with 93 catches in 1991. With 76 receptions in 1986, Herschel Walker is the only other Dallas player to have ever recorded more than 75 receptions in a season.
- Jay Novacek** setting a club record for 100-yard receiving games by a tight end. He is tied with Doug Cosbie for the record at four.
- Emmitt Smith** becoming the only player in Cowboys' history to score 10-or-more touchdowns in five straight seasons. Smith scored 11 touchdowns in 1990, 13 in 1991, 19 in 1992 and 10 last season. Bob Hayes scored 10-or-more touchdowns each season from 1965-68.
- Emmitt Smith** becoming the second player in NFL history, joining Jim Brown (1957-61 had five), to lead the league in rushing in four consecutive seasons.

# How The Cowboys Were Built



There are 44 players on the Cowboys roster who played for Dallas in 1993.  
Here's a look at how they came to the Cowboys.

## FROM THE DRAFT:

- 1983 — Jim Jeffcoat (1st, Arizona St.).  
1988 — Michael Irvin (1st, Miami, Fla.);  
Chad Hennings (11th, Air Force).  
1989 — Troy Aikman (1st, UCLA);  
Daryl Johnston (2nd, Syracuse);  
Mark Stepnoski (3rd, Pittsburgh);  
Tony Tolbert (4th, Texas-El Paso).  
1990 — Emmitt Smith (1st, Florida);  
Kenneth Gant (9th, Albany  
State).  
1991 — Russell Maryland (1st, Miami,  
Fla.).  
Alvin Harper (1st, Tennessee);  
Dixon Edwards (2nd, Michigan  
State);  
Godfrey Miles (3rd, Florida);  
Erik Williams (3rd, Central  
State, Ohio);  
Leon Lett (7th, Emporia State,  
Kansas);  
Larry Brown (12th, TCU).  
1992 — Kevin Smith (1st, Texas A&M);  
Robert Jones (1st, East  
Carolina);  
Jimmy Smith (2nd, Jackson  
State);  
Darren Woodson (2nd, Arizona  
State);  
Clayton Holmes (3rd, Carson-  
Newman);  
Tim Daniel (11th, Florida A&M).  
1993 — Kevin Williams (2nd, Florida  
A&M);  
Darrin Smith (2nd, Miami, Fla.);  
Derrick Lassic (4th, Alabama);  
Ron Stone (4th, Boston College);  
Brock Marion (7th, Nevada-  
Reno);  
Dave Thomas (8th, Tennessee).

## SIGNED AS FREE AGENTS:

- 1983 — Bill Bates (Tennessee);  
Mark Tuinei (Hawaii).  
1986 — Nate Newton (Florida A&M).  
1990 — \*Tommie Agee (Auburn);  
\*Jay Novacek (Wyoming);  
\*James Washington (UCLA).  
1992 — \*Frank Cornish (UCLA);  
1993 — Lincoln Coleman (Baylor);  
Joe Fishback (Carson-Newman);  
Scott Galbraith (Southern Cal);  
Jason Garrett (Princeton);  
John Jett (East Carolina);  
Tyrone Williams (Western  
Ontario).


## IN TRADES:

- 1990 — Dale Hellestrae (SMU, from  
L.A. Raiders for seventh-  
round pick in 1991).  
1992 — Charles Haley (James  
Madison, from San Francisco  
for undisclosed draft choices).

## FROM WAIVERS:

- 1993 — Matt Vanderbeek (Michigan St.,  
from Indianapolis).

\* Plan B free agent



THE PLAYERS



## Tommie Agee

FULLBACK • AUBURN  
HT: 6-0 • WT: 235 • BORN: 2/22/64  
FA FOR '90 • 8th YEAR



**PRO:** Although Tommie Agee started the season as the backup fullback and saw most of his action on special teams, he is looked upon as a true team leader. While his playing time was limited,

Agee, who has been labeled "The Reverend" by his teammates, is a positive locker room influence. His leadership was missed after he was waived on November 16. Agee was resigned on November 30 after Derrick Gainer hurt his shoulder, but not before Dallas went 0-2, losing at Atlanta (11/21) and to Miami (11/25) during his two week absence. It's no coincidence that upon Agee's return, the Cowboys started an eight game winning streak en route to a second straight Super Bowl title. Agee was de-activated for all three postseason games, but he still ended the 1993 season with 13 yards on six carries. He saw action at fullback in the second quarter vs. Buffalo (9/12) and also saw fourth quarter action at Indianapolis (10/10), recording his first carries of the season. After re-signing with the club, Agee saw action on the final drive at Minnesota, gaining one yard on one carry, and equaled that mark at the New York Jets (12/18). Agee was the special teams co-captain against Washington (12/26) and tied for the team lead with three special teams stops. He also ran for four yards on two carries in the fourth quarter of that game. In 1992 Agee, who ran for 54 yards on 16 carries (3.4-yard average), spent the season as a back-up at both fullback and running back. Against Philadelphia (10/5), he had a 10-yard run in the fourth quarter, his longest since 1990. When reserve running back Curvin Richards was released in late December of 1992, Agee became Emmitt Smith's primary back-up. He responded by rushing for 30 yards on nine carries against Chicago (12/27), his best rushing performance since Dec. 16, 1990 when he had 48 yards rushing against Phoenix. He also had three pass receptions for 18 yards. Agee, fourth on the team in special teams tackles (13), also added four in the postseason. Agee finished the 1991 season with nine carries for 20 yards, including his first career NFL rushing touchdown. His four-yard touchdown run in the fourth quarter against New Orleans (12/8) put the game out of reach for Dallas at 23-14. Agee was a visible member of the Cowboys' kickoff coverage, punt coverage and kickoff return teams all year, finishing with eight total special teams tackles-ranked second in stops among all offensive players. He was the team's second leading-rusher with 213 yards on 53 carries and led all Dallas running backs in yards per carry (4.0) and receptions (30). His biggest individual play of the year came at critical time in the opening 17-14 win over the Chargers (9/9). Late in the fourth quarter, Agee burst 16 yards for a first down on fourth down-and-two from the San Diego 45. He scored his first NFL touchdown on a six-yard pass from Troy Aikman against the Rams (11/18). After spending the first half of the 1989 season on injured reserve at Kansas City with torn ligaments in his left ringfinger, Agee finished the season as a back-up to Christian Okoye. He joined the Chiefs as a Plan B free agent from Seattle in 1989, where he was a fifth round draft choice in 1987. He missed his entire rookie year with the Seahawks because of a knee injury. GAMES/STARTS (regular season, playoffs): 1987 (IR-Sea.), 1988 (16/0-Sea.), 1989 (9/0-K.C.), 1990 (16/11), 1991 (16/0, 2/0), 1992 (16/0, 3/0), 1993 (12/0, 0/0). Total - 73/11, 5/0 (Dallas-60/11, 5/0).

**COLLEGE:** At Auburn, Agee was a four-year starter at fullback, where he was used as a lead blocker for both Bo Jackson and Brent Fullwood. He finished his career with 356 carries for 1,735 yards and 10 touchdowns. As a kick returner, he averaged 21.5 yards for his career. He was the special teams captain as a senior. His best single season rushing totals came as a freshman when he gained 606 yards on 115 carries.

**PERSONAL:** Thomas Lee Agee was born and raised in Maplesville, AL, where he earned



AGEE, Cont.

all-state honors in football, basketball and track at Maplesville High School. He earned his degree in criminal justice from Auburn. In the off-season, Tommie speaks to Fellowship of Christian Athletes and Athletes in Action groups in Alabama. He is also involved as a youth counselor for the Alabama Department of Youth Services. Tommie and wife Anchylus live in Montgomery, AL.

AGEE'S NFL TOTALS														
Year	Rushing					Year	Receiving							
	No. Yds.	Avg.	Long	TD	No. Yds.		Avg.	Long	TD					
1988 (Sea.)	1	2	2.0	2	0	1988 (Sea.)	3	31	10.3	13	0			
1989 (K.C.)	1	3	3.0	3	0	1990	30	272	9.1	30	1			
1990	53	213	4.0	28	0	1991	7	43	6.1	9	0			
1991	9	20	2.2	8	1	1992	3	18	6.0	8	0			
1992	16	54	3.4	10	0	Totals	43	364	8.5	30	1			
1993	6	13	2.2	6	0									
Totals	86	305	3.5	28	1									
<b>Playoffs</b>					<b>Playoffs</b>									
1991	3	12	4.0	9	0	1991	1	-4	-4.0	-4	0			



## Troy Aikman

QUARTERBACK • UCLA  
 HT: 6-4 • WT: 228 • BORN: 11/21/66  
 D-1 FOR '89 • 6th YEAR



**PRO:** In leading Dallas to its second consecutive Super Bowl title in 1993, Troy Aikman posted one of the finest seasons an NFL quarterback has ever had. His 99.0 quarterback rating was the second highest in team history and placed him second in the NFL, the highest finish by a Dallas quarterback since Roger Staubach led the league in 1979 with a club-record 104.8 rating. The top vote getter among all players for the Pro Bowl, Aikman earned a spot on his third consecutive Pro Bowl team following the season, his first as the starting quarterback. Other 1993 awards included All-Pro honors from Sports Illustrated and The Sporting News, Football News All-NFC, NFL Alumni Quarterback of the Year and the Dallas All Sports Association Co-Pro Athlete of the Year. The NFL's most accurate passer in 1993, Aikman led the league with a 69.1% completion rate, the fourth highest single-season completion rate in NFL history, breaking his own club record for completion percentage in a season (65.3% in 1991). He now has the top three single-season completion percentages in club history. Aikman also avoided mistakes when throwing the football, leading the NFC and finishing second in the NFL in interception ratio at 1.53% on his way to establishing a club record for lowest single-season interception rate — topping Roger Staubach's 1.90% from 1971. Aikman also set a new Dallas career interception rate (3.44%), moving past Staubach (3.68%). After missing most of the preseason following June 19 back surgery on a herniated disk, Aikman opened the regular season at Washington (9/6) by completing 17 of 29 passes for 267 yards and two touchdowns, including an 80-yard touchdown toss to Alvin Harper which was the second longest completion of his career. The following week Aikman attempted a career-high 45 pass attempts against Buffalo (9/12). At Phoenix (9/19), he completed 21 of 27 passes (77.8%) for 281 yards, beginning a club-record streak of three straight weeks when his completion percentage topped the 70 percent mark. The following week in his 58th career game, he earned NFC Offensive Player of the Week honors and became the fourth Dallas quarterback to reach the 1,000 career completion mark — the fastest a Dallas quarterback has ever reached that point — when he completed 18 of 23 passes (78.3%) for 317 yards, the third highest yardage day of his career, and a touchdown against Green Bay

AIKMAN, *Cont.*

(10/3). He also posted a career-high 13.8 yards per attempt. Aikman finished the season with 1,191 career completions to rank third on the club's all-time list behind White (1,761) and Staubach (1,685). At Indianapolis (10/10), he completed the three-game streak by completing 21 of 28 passes (75.0%). In the rain and wind at Philadelphia (10/31), Aikman had a string of 35 straight games with a completion percentage above 50.0% snapped. Prior to that game his last sub-50.0% completion day had also come against the Eagles (9/15/91), and he had only two sub-50% passing days in 46 career games under offensive coordinator Norv Turner. For his play in October, Aikman was named NFC Offensive Player of the Month after guiding Dallas to four consecutive wins. November began where October left off for Aikman, who completed his first ten passes vs. N.Y. Giants (11/7) and 11 of 13 for 162 yards and two touchdowns (34 and 50 yards to Harper) before suffering a strained left hamstring early in the third quarter, which forced him to miss the remainder of that game and the games that followed against Phoenix (11/14) and Atlanta (11/21). Despite missing two and a half games due to injuries, he still threw for 3,100 yards to finish fourth in the NFC and posted his second consecutive 3,000-yard passing season, the first back-to-back 3,000-yard seasons by a Dallas quarterback since Danny White accomplished the feat in 1980-81. He returned to action on Thanksgiving Day to complete 28 of 43 passes (65.1%) in the freezing rain and sleet vs. Miami (11/25). Against the Dolphins, he threw his first interception since the Buffalo game (9/12), ending a career-long string of attempts without interception at 151 — the second longest streak in club history behind Don Meredith's team record of 156 attempts. After completing 17 of 24 passes (70.8%) in a win over the Eagles (12/6), Aikman was 21 of 27 (77.8%) for 252 yards and two touchdowns against the New York Jets (12/18), and he also ran for 31 yards, including a 20-yard scramble on third-and-16 that was his longest run since a 20 yard dash at Tampa Bay (10/21/90), on three carries, his highest rushing total since he ran for 33 yards against San Francisco (11/11/90). Aikman closed out the year with back-to-back season-high 80.0% completion days vs. Washington (12/26) (16 of 20 for 193 yards and two touchdowns) and at the New York Giants (1/2) (24 of 30 passes for 180 yards and a touchdown) while leading Dallas to a 16-13 overtime win and clinching the NFC East title for Dallas. Over the final three games of the season Aikman tied the team record he set earlier in the season by posting three straight games with a completion percentage over 70.0%, and including the playoffs, he extended the second streak to six games. In completing 28 of 37 passes for 302 yards and three touchdowns vs. Green Bay in Divisional Playoff Game (1/16/94), Aikman set a Dallas single-game record for completion percentage at 75.7%. It marked the third consecutive postseason game he had broken the club record for completion percentage. He also had a club record streak of 111 postseason pass attempts without an interception snapped against the Packers and career playoff-highs with 28 completions — the second highest total in club history to White's 32 against the Rams (12/26/83) — and 37 attempts in the game. In the NFC Championship Game vs. San Francisco (1/23), Aikman was 14 of 18 for 177 yards and two touchdowns in leading Dallas to a 28-7 lead before suffering a concussion early in the third quarter that ended his day. He returned to action against Buffalo (1/30) and helped lead Dallas to the Super Bowl XXVIII title by completing 19 of 27 passes for 207 yards. For his career, Aikman now has the highest quarterback rating (111.2), average per attempt (8.53 yards) and completion percentage (71.1%) in NFL postseason history. For the 15 games he has played over past two seasons in December/January (regular season and playoffs), Aikman is 295 of 412 (71.6%) for 3,285 yards, 28 touchdowns, 7 interceptions and a 110.5 rating. In the past 49 games Aikman started and did not leave due to injury. He has completed 958-of-1,450 passes (66.1%) for 11,103 yards, 63 touchdowns and 36 interceptions for a 93.2 rating while leading Dallas to a 38-11 record (.776). For his career, he has posted a 44-30 record in 74 career starts, including a 6-0 mark in the postseason. In 1992 Aikman started the season hot and never looked back, leading the team to victories in eight of the first nine games. After knocking off the defending Super Bowl champion Redskins in the Monday night season opener, he threw for three touchdown passes against Phoenix (9/20), including a career-long 87-yard touchdown toss to Michael Irvin which was the fourth longest completion in club history. Later in the year at Phoenix (11/22), Aikman completed a season-high 25 passes and threw for two touchdowns, beginning a string of five straight games in which he threw at least two touchdown

AIKMAN, *Cont.*

passes, the longest such streak by a Dallas player since Danny White had six straight multi-touchdown games in 1983. Down 27-24 late at Denver (12/6), Aikman completed 7-of-8 passes for 78 yards on a last minute touchdown drive to give Dallas a 31-27 come from behind win, the seventh time he had led Dallas from behind to win in the fourth quarter, including twice in the last two minutes. The following week at Washington (12/13) he reached 10,000 passing yards in his 52nd career game, faster than any quarterback in team history. Aikman finished the season with 3,445 yards passing, his first career 3,000-yard season and the third best yardage season in team history, to rank second in the NFC and fourth in the NFL in yards passing. His 302 completions were the second most in a season in team history and tied him for the NFC lead, second in the NFL. One of his finest passing performances of the year came at Atlanta (12/21) when he completed 13 straight passes, the second most in club history, on his way to a single-game career-high 85.7% (18-of-21) completion rate, the second best in a game in team history. In leading Dallas to a club record 13 regular season wins in 1992, Aikman's 89.5 quarterback rating placed him third in the NFL and earned him his second consecutive Pro Bowl appearance. In the postseason, Aikman took his game to yet another level, completing 61 of 89 passes (68.5%) for 795 yards, eight touchdowns and no interceptions for a rating of 126.4 in three postseason victories. His 322 passing yards in the Cowboys 30-20 win over San Francisco in the NFC Championship game tied White for the second most in a playoff game in team history, and by completing 70.6% (24 of 34) of his passes, Aikman established a club playoff record. Two weeks later, he broke that record by completing 73.3% (22 of 30) of his passes against Buffalo (1/31), earning MVP honors in Super Bowl XXVII. With his MVP award, Aikman joined Jim Plunkett and Terry Bradshaw as the only other quarterbacks drafted first overall to win the Super Bowl MVP award. The 1991 season was a preview of what was ahead for Dallas as evidenced in the Cowboys' win over the defending Super Bowl Champion New York Giants (9/29). Aikman earned NFC Offensive Player of the Week honors after completing 5-of-6 passes for 84 yards, including a 23-yard scoring toss to Michael Irvin, on the game-winning drive late in the fourth quarter. Against Green Bay (10/6) he recorded a career-high 31 completions, including 12 straight at the end of the game. Despite missing the final four regular-season games after spraining the lateral collateral ligament in his right knee in the third quarter of the Cowboys' victory at Washington (11/24), Aikman completed 65.3% of his passes to lead the NFC and earned his first trip to the Pro Bowl. At Detroit (10/27), he threw for a season-high 331 yards, his second most as a pro. In 1990 Aikman's value to Dallas was evident in the team's seven wins. In only one of those victories were the Cowboys ahead entering the fourth quarter. In the other six, Aikman completed 32-of-45 passes (71.1%) for 456 yards, two touchdowns and no interceptions in the final period to put Dallas on top. In the season-opening victory over San Diego (9/9), Aikman capped a 53-yard drive with his first NFL rushing touchdown, a one-yard sneak, to win the game with 1:58 remaining. In Tampa (10/21), he led Dallas on an 80-yard scoring drive — throwing for 60 and scrambling for 20 — that culminated in the game-winning 28-yard touchdown pass to Michael Irvin with 1:56 left. Against the Rams (11/18), Aikman led the team 89 yards to set up the winning field goal in the fourth quarter. Four days later vs. the Redskins, he led the Cowboys to scores from 67 and 78 yards out in the final period of a 27-17 Dallas win. Aikman completed 11 straight passes in the second half while engineering fourth-quarter scoring drives of 80 and 50 yards to beat the Saints (12/2). Early in the Philadelphia game (12/23), Aikman injured his right shoulder forcing him to miss the season finale. When Aikman had surgery to repair the shoulder he also had loose bodies removed from his right elbow. In 1989 Aikman showed tremendous poise for a rookie. After missing five games due to a broken left index finger suffered against the N.Y. Giants (10/1), Aikman threw for an NFL rookie-record 379 yards at Phoenix (11/12). In that game against the Cardinals he was knocked unconscious after rifling a 75-yard scoring strike to put Dallas up 20-17 with 1:43 remaining. Against the Rams (12/3) Aikman became the first Cowboys player since White in 1987 to throw four touchdown passes. The first rookie quarterback to start a season opener for Dallas since Roger Staubach in 1969, Aikman was named to most All-Rookie teams. During his five-year career, Aikman has been successful 20-of-the-34 times he's scrambled for a first down on third downs. GAMES/STARTS (regular season, playoffs): 1989 (11/11), 1990 (15/15), 1991 (12/12, 1/0); 1992 (16/16,

THE PLAYERS

AIKMAN, Cont.

3/3); 1993 (14/14, 3/3). Total - 68/68, 7/6.

**COLLEGE:** In two seasons at UCLA Aikman completed 64.8 percent of his passes for 5,298 yards and 41 touchdowns while throwing only 17 interceptions. He finished his collegiate career as the third rated passer in NCAA history. The All-America led the Bruins to a 20-4 record, including wins in the 1987 Aloha Bowl and the 1989 Cotton Bowl. He transferred to UCLA after two seasons under Barry Switzer at Oklahoma in 1984-85.

**PERSONAL:** Troy Kenneth Aikman grew up in Cerritos, CA, and earned all-state honors at Henryetta, OK, High School after his family moved when Troy was 12. In 1991 he pledged to match any funds raised to build a health and fitness center for the schools of the town of 6,000 where a street is named after him. Named Henryettan of the Year for 1992, Aikman also sponsors a scholarship at Henryetta High School for students, who want to attend college but can't afford it. He also set up a permanently endowed scholarship at UCLA, where he majored in sociology. In 1991 he established the Troy Aikman Foundation, which benefits children's charities in the Dallas-Fort Worth area. The proceeds from his annual golf tournament, which he began in 1992, also go to his foundation. In addition to his personal foundation activities, Aikman has served on the Board of Stars for Children, the Irving, TX, Youth and Family Counseling Center and has been honorary chairman for numerous charitable fundraisers throughout the Metroplex. He also worked with Roger Staubach on a poster to benefit the Children's Medical Center of Dallas. In 1992 Aikman appeared on posters benefitting the USDA National and Texas State school lunch programs. Aikman also supports the West Texas Rehabilitation Center, American Cancer Society, Easter Seals Society, Happy Hills Farm, Special Olympics, National Rice Institute, Children's Miracle Network, Children's Medical Center of Dallas, Cook-Fort Worth Children's Hospital, Riverfest and Wednesday's Child, which helps find homes for orphans in the Dallas-Fort Worth area. Aikman also appeared in the Cowboys' United Way commercials from 1990-93. In March 1992, Troy sang in a celebrity choir during Farm Aid V and in 1993 he recorded a country music single, Oklahoma Nights, on a compact disc titled Everybody Wants to Be a Cowboy. He was joined on the CD by Jay Novacek, special teams coach Joe Avezzano, who organized effort, and former Cowboys Randy White and Walt Garrison. Troy has also made a number of guest appearances on network television shows including "The Tonight Show with Jay Leno", "The Late Show with David Letterman" and was a presenter at both the Country Music Awards in 1993 and the ESPN "ESPY" Awards in 1994. In March Troy played himself in an episode of the sit-com Coach. For the past three seasons Aikman has been one of five finalists for the NFL Man of the Year, which honors players for their contributions to the community.

**AIKMAN'S COWBOYS TOTALS**

Year	Passing									
	Starting Record	Att.	Comp.	Yards	Pct.	TD	Int.	Long	Sacks/Yards	Rating
1989	0-11	293	155	1,749	52.9	9	18	75t	19/155	55.7
1990	7-8	399	226	2,579	56.6	11	18	61t	39/288	66.6
1991	7-5	363	237	2,754	65.3	11	10	61	32/224	86.7
1992	13-3	473	302	3,445	63.8	23	14	87t	23/112	89.5
1993	11-3	392	271	3,100	69.1	15	6	80t	26/153	99.0
<b>Totals</b>	<b>38-30</b>	<b>1,920</b>	<b>1,191</b>	<b>13,627</b>	<b>62.0</b>	<b>69</b>	<b>66</b>	<b>87t</b>	<b>139/932</b>	<b>81.0</b>
<b>Playoffs</b>										
1991	0-0	16	11	114	68.8	0	1	25	3/26	63.0
1992	3-0	89	61	795	68.5	8	0	70	7/43	126.4
1993	3-0	82	61	686	74.4	5	3	35	7/26	104.0
<b>Totals</b>	<b>6-0</b>	<b>187</b>	<b>133</b>	<b>1,595</b>	<b>71.1</b>	<b>13</b>	<b>4</b>	<b>70</b>	<b>17/97</b>	<b>111.2</b>
<b>Rushing</b>										
Year	No.	Yds.	Avg.	Long	TD					
1989	38	302	7.9	25	0					
1990	40	172	4.3	20	1					
1991	16	5	0.3	9	1					
1992	37	105	2.8	19	1					
1993	32	125	3.9	20	0					
<b>Totals</b>	<b>163</b>	<b>709</b>	<b>4.3</b>	<b>25</b>	<b>3</b>					
<b>Playoffs</b>										
1991	2	0	0.0	0	0					
1992	9	38	4.2	19	0					
1993	7	28	4.0	12	0					
<b>Totals</b>	<b>18</b>	<b>66</b>	<b>3.7</b>	<b>19</b>	<b>0</b>					

THE PLAYERS

AIKMAN, *Cont.*

**AIKMAN'S COWBOYS TOTALS, *Cont.***

REGULAR SEASON SINGLE-GAME BESTS

Att. — 45 vs. Buffalo, 9/12/93  
 Comp. — 31 @ Green Bay, 10/6/91  
 Yards — 379 @ Phoenix, 11/12/89  
 Comp. Perc. — 85.7 @ Atlanta, 12/21/92  
 Long — 871 vs. Phoenix, 9/20/92  
 TDs — 4 vs. L.A. Rams, 12/3/89  
 Ints. — 4 vs. Green Bay, 12/24/89  
 Consec. Comp. — 13 @ Atlanta, 12/21/92  
 Consec. Att. w/o Int. — 151, all 27 @ Phoenix, 9/19/93; all 23 vs. Green Bay, 10/3/93; all 28 @ Indianapolis, 10/10/93; all 35 vs. San Francisco, 10/17/93; all 19 @ Philadelphia, 10/31/93; all 13 vs. N.Y. Giants 11/7/93; first 6 vs. Miami, 11/25/93  
 Rush Att. — 8 three times, last @ L.A. Raiders, 10/25/92  
 Rush Yards — 71 vs. Miami, 11/19/89  
 Long Rush — 25 @ Philadelphia, 12/10/89

**AIKMAN GAME-BY-GAME  
1989**

	Att.	Comp.	Yards	Pct.	TD	Int.	Long	Sacks/ Yards
L-@ New Orleans 9/10 .....	35	17	180	48.6	0	2	24	2/30
L-@ Atlanta 9/17 .....	23	13	241	56.5	1	2	65t	0/0
L-Washington 9/24 .....	21	6	83	28.6	0	2	36	4/27
L-N.Y. Giants 10/1 .....	6	1	11	16.7	0	0	11	0/0
L-@ Green Bay 10/8 .....								DNP - Injured
L-San Francisco 10/15 .....								DNP - Injured
L-@ Kansas City 10/22 .....								DNP - Injured
L-Phoenix 10/29 .....								DNP - Injured
W-@ Washington 11/5 .....								DNP - Injured
(*) L-@ Phoenix 11/12 .....	40	21	379	52.5	2	2	75t	1/12
L-Miami 11/19 .....	33	25	261	75.8	1	1	21	0/0
L-Philadelphia 11/23 .....	21	7	54	33.3	0	3	13	1/1
L-L.A. Rams 12/3 .....	34	19	179	55.9	4	1	35t	2/14
L-@ Philadelphia 12/10 .....	30	17	152	56.7	1	0	21	5/45
L-@ N.Y. Giants 12/16 .....	22	11	84	50.0	0	1	22	2/17
L-Green Bay 12/24 .....	28	18	125	64.3	0	4	21	2/9
1990								
W-San Diego 9/9 .....	29	13	193	44.8	1	1	28t	5/32
L-N.Y. Giants 9/16 .....	18	10	109	55.6	0	2	25	2/13
L-@ Washington 9/23 .....	43	23	207	53.5	0	2	20	8/64
L-@ N.Y. Giants 9/30 .....	26	21	233	80.8	1	1	23	0/0
W-Tampa Bay 10/7 .....	24	17	173	70.8	1	1	30	3/24
L-@ Phoenix 10/14 .....	25	9	61	36.0	0	2	13	4/27
W-@ Tampa Bay 10/21 .....	29	13	159	44.8	1	1	28t	2/14
L-Philadelphia 10/28 .....	41	22	233	53.7	1	1	29t	2/18
L-@ N.Y. Jets 11/4 .....	40	25	249	62.5	0	2	51	3/23
L-San Francisco 11/11 .....	21	9	96	42.9	0	1	26	2/16
W-@ L.A. Rams 11/18 .....	32	17	303	53.1	3	1	61t	1/8
W-Washington 11/22 .....	31	20	222	64.5	1	2	41	3/14
W-New Orleans 12/2 .....	21	15	177	71.4	1	0	45	2/16
W-Phoenix 12/16 .....	18	12	164	66.7	1	1	41	1/8
L-@ Philadelphia 12/23 .....	1	0	0	0.0	0	0	0	1/11
L-@ Atlanta 12/30 .....								DNP - Injured
1991								
W-@ Cleveland 9/1 .....	37	24	274	64.9	2	0	23	2/9
L-Washington 9/9 .....	42	27	242	64.3	3	0	29	2/18
L-Philadelphia 9/15 .....	25	11	112	44.0	0	3	27	11/67
W-@ Phoenix 9/22 .....	20	12	150	60.0	0	0	26	1/11
W-N.Y. Giants 9/29 .....	27	20	277	74.1	1	0	38	1/8
W-@ Green Bay 10/6 .....	41	31	287	75.6	1	0	26	0/0
W-Cincinnati 10/13 .....	22	14	276	63.6	1	2	61	1/12
L-@ Detroit 10/27 .....	42	28	331	66.7	1	2	49	2/16
W-Phoenix 11/3 .....	23	17	191	73.9	0	2	37	4/26
L-@ Houston 11/10 .....	39	24	260	61.5	1	0	25	3/19
L-@ N.Y. Giants 11/17 .....	25	16	150	64.0	0	0	22	1/8
W-@ Washington 11/24 .....	20	13	204	65.0	1	1	39	4/30
W-Pittsburgh 11/28 .....								DNP - Injured
W-New Orleans 12/8 .....								DNP - Injured
W-@ Philadelphia 12/1 .....								DNP - Injured
W-Atlanta 12/22 .....								DNP - Injured
PLAYOFFS								
W-@ Chicago 12/29 .....								DNP - Injured
L-@ Detroit 1/5/92 .....	16	11	114	68.8	0	1	25	3/26

AIKMAN, *Cont.*AIKMAN GAME-BY-GAME, *Cont.*

1992

	Att.	Comp.	Yards	Pct.	TD	Int.	Long	Sacks/ Yards
W-Washington 9/7	31	18	216	58.1	1	2	29	0/0
W-@ N.Y. Giants 9/13	35	22	238	62.9	2	0	27t	2/9
W-Phoenix 9/20	21	14	263	66.7	3	0	87t	0/0
L-@ Philadelphia 10/5	38	19	256	50.0	1	3	59	4/25
W-Seattle 10/11	23	15	173	65.2	0	2	24	1/3
W-Kansas City 10/18	29	21	192	72.4	1	2	22	1/9
W-@ L.A. Raiders 10/25	25	16	234	64.0	0	0	52	5/27
W-Philadelphia 11/1	33	19	214	57.6	2	1	25	1/0
W-@ Detroit 11/8	25	16	214	64.0	1	1	57	0/0
L-L.A. Rams 11/15	37	22	272	59.5	0	0	49	1/3
W-@ Phoenix 11/22	36	25	237	69.4	2	1	37t	0/0
W-N.Y. Giants 11/26	29	19	143	65.5	2	1	26t	1/1
W-@ Denver 12/6	35	25	231	71.4	3	0	22	2/9
L-@ Washington 12/13	35	23	245	65.7	2	1	40	4/24
W-@ Atlanta 12/21	21	18	239	85.7	3	0	37	0/0
W-Chicago 12/27	20	10	78	50.0	0	0	13	1/2

## PLAYOFFS

W-Philadelphia 1/10/93	25	15	200	60.0	2	0	41	2/14
W-@ San Francisco 1/17/93	34	24	322	70.6	2	0	70	4/27
W-Buffalo 1/31/93	30	22	273	73.3	4	0	45t	1/2

1993

L-@ Washington 9/6	29	17	267	58.6	2	0	80t	1/9
L-Buffalo 9/12	45	28	297	62.2	0	2	23	1/7
W-@ Phoenix 9/19	27	21	281	77.8	0	0	44	1/1
W-Green Bay 10/3	23	18	317	78.3	1	0	66	2/20
W-@ Indianapolis 10/10	28	21	245	75.0	1	0	30	2/14
W-San Francisco 10/17	35	21	243	60.0	1	0	36t	2/13
W-@ Philadelphia 10/31	19	9	96	47.4	0	0	21	2/11
W-N.Y. Giants 11/7	13	11	162	84.6	2	0	50t	2/12

DNP - Injured

DNP - Injured

L-@ Atlanta 11/21								
L-Miami 11/25	43	28	181	65.1	1	1	19	0/0
W-Philadelphia 12/6	24	17	178	70.8	1	0	21	4/13
W-@ Minnesota 12/12	29	19	208	65.6	1	0	37	0/0
W-@ N.Y. Jets 12/18	27	21	252	77.8	2	3	42t	3/17
W-Washington 12/25	20	16	193	80.0	2	0	30	2/13
W-@ N.Y. Giants 1/2/94	30	24	180	80.0	1	0	22	4/23

## Playoffs

W-Green Bay 1/16/94	37	28	302	75.7	3	2	27	4/18
W-San Francisco 1/23/94	18	14	177	77.8	2	0	28	1/7
W-Buffalo 1/30/94	27	19	207	70.4	0	1	35	2/3

(\*) denotes 300-yard games



## Bill Bates

SAFETY • TENNESSEE  
HT: 6-1 • WT: 205 • BORN: 6/6/61  
FA FOR '83 • 12th YEAR



**PRO:** In January of 1994, Bill Bates once again proved that good things do happen to those who are patient and willing to work hard. Bates played in his first Super Bowl last January, after 11 years of overachieving and battling the odds as a special teams ace and an overwhelming fan favorite. The trip to Atlanta was especially gratifying for Bates, because he missed his first opportunity to play in a Super Bowl with a career-threatening knee injury that brought a premature halt to his 1992 season. Returning to camp fully rehabilitated in 1993, Bates also returned to his role as the team leader in special teams tackles with 25. He was once again consistent and productive in 1993, both as the teams' special teams captain and as the middle linebacker in obvious nickel

BATES, *Cont.*

passing situations. He was the team's second leading interceptor with two thefts: the first was on Thanksgiving Day (11/25), setting up a Cowboy scoring drive vs. the Dolphins; and the second came in the closing seconds vs. Philadelphia (12/6) to seal the Cowboys 23-17 win over the Eagles. His two interceptions were the most for Bates since recording three in 1987 and give him more interceptions (14) than any other active Cowboys player. In addition to his defensive contributions, Bates recovered an onside kick at Atlanta (11/21). During the Super Bowl season of 1992, Bates had a team-long streak of 79 straight games played snapped with a season ending injury in Week 5 vs. Seattle (10/11). He suffered a torn anterior cruciate ligament in his left knee that required major surgery, marking the first serious injury of his colorful Cowboys career. At the time of his injury, he was in his usual place atop the Cowboys' special teams tackles charts with five, and although he was lost for the remainder of a special season, Bates' emotional brand of leadership was present on the Dallas sidelines all the way to the Super Bowl XXVII victory in Pasadena. The 1992 season marked only the third time in his career that Bates had not played in every single Dallas regular season game. Prior to the 1990 season, former Head Coach Jimmy Johnson tabbed Bates as the Cowboys' special teams captain, and in 1991 his leadership and intelligence helped the Dallas special teams become one of the NFL's very best. Bates finished second on the team in special teams tackles in '91 with 22 stops. He was also on the field for more special teams plays than any other Cowboy player. His presence was felt on the defense as a very visible member of the Dallas nickel package at the middle linebacker position, picking up 28 solo tackles and five passes defended. His seven tackles (all solos) in the season opener against Cleveland (9/1) tied for the Dallas team lead and marked Bates' highest individual tackle performance since 1989. He registered fumble recoveries on the punt coverage unit in back-to-back games against Phoenix (11/3) and Houston (11/10). His recovery at the Oiler 10-yard line set up a Michael Irvin touchdown reception that sent the game into overtime. Bates tied for the team lead in fumbles recovered in 1991 with two, and he also forced a key Eagles fumble in the Cowboys' playoff clinching win in Philadelphia (12/15). His last minute interception at Chicago's Soldier Field (12/29) preserved Dallas' 17-13 win in the team's triumphant return to the playoffs in 1991 after a six year absence. Along with Mark Tuinei and Jim Jeffcoat, Bates has the longest current tenure as a Cowboy as all three players enter their 12th season this fall. In 1990, he led the Cowboys in special teams tackles with 23, and made a big play in the season opening win over San Diego (9/9). Bates' heads-up tackle on a fourth quarter fake punt attempt by the Chargers set the Cowboy offense up for the game winning drive. He also tied for second on the team in passes defended (seven) at the middle linebacker post in nickel situations. Bates forced two fumbles in 1990 and also picked up his 12th career pass interception at Tampa Bay—a fourth quarter theft that preserved the Cowboys third win of the season. One of the NFL's true success stories, Bates has been overcoming the odds his entire career, starting in 1983 when he made the team as a long shot free agent rookie. He immediately became a visible figure on the field with his ferocious special teams play. It was Bates' notoriety that helped propel the NFL into adding a spot on the Pro Bowl teams for special teams coverage players. In 1984 he became the first NFC player so honored. Bates was named the NFL Alumni Association's Special Teams Player of the Year in 1983 and '84. He led the Cowboys in punt returns in 1985. After leading all non-starters in tackles his first three seasons, Bates became the starting strong safety in 1986. He held the position for three seasons, leading the defensive backs in sacks in '86 and '87 and the team in solo tackles and total tackles in 1988. GAMES/STARTS (regular season, playoffs): 1983 (16/1, 1/1), 1984 (12/2), 1985 (16/0, 1/0), 1986 (15/15), 1987 (12/11), 1988 (16/16), 1989 (16/0), 1990 (16/0), 1991 (16/0, 2/0), 1992 (5/0), 1993 (16/0, 3/0). Total - 156/45, 7/1.

**COLLEGE:** Bates was a four-year starter at safety at Tennessee, where he was named second-team All-Southeastern Conference his junior and senior seasons. Bates developed a reputation as the Vols' hardest hitter and surest tackler. He intercepted nine passes and recovered six fumbles in his career.

**PERSONAL:** William Frederick Bates was born and raised in Knoxville, TN, where he starred in football, basketball and as a sprinter on the track team at Farragut High School. He was all-

## BATES, Cont.

state in football and basketball. A 1985 NFL Man of the Year finalist, Bill supports the United Way, the Boys Clubs, the Special Olympics, the March of Dimes and other non-profit organizations. He serves as honorary chairman of the annual Wednesday's Child golf tournament benefitting Dallas-area orphans and of the Keystone Academy golf tournament for the learning disabled. Bill is also active in the Fellowship of Christian Athletes. Bill was named the winner of the Bob Lilly Award in 1990, 1991 and 1993. The Lilly Award is selected by a vote of the fans and annually goes to the Cowboy player who displays leadership and character on and off the field. He and wife Denise, a fashion model, live in Dallas. Their family includes triplets Graham William, Brianna Gail and Hunter James (5/24/89) and Tanner Forest (2/18/91). The Bates family attends Park Cities Baptist Church in Dallas.

## BATES' COWBOYS TOTALS

Year	Tackles				QB Press.	Tkl/ Loss	Passes Def.	For. Fum.
	Solo	Asst.	Tot.	Scks				
1983	54	30	84	4	-	-	4	1
1984	38	14	52	5	-	-	6	2
1985	38	13	51	1	-	-	3	2
1986	50	37	87	2 1/2	-	-	7	1
1987	46	35	81	3	-	-	4	1
1988	85	39	124	1/2	-	-	6	0
1989	24	10	34	0	2	-	3	0
1990	29	22	51	0	3	-	7	2
1991	28	5	33	0	3	1(-3)	5	1
1992	5	6	11	0	0	0	0	0
1993	19	9	28	0	0	0	6	0
Totals	416	220	636	16	8	1(-3)	51	10

## Playoffs

1983	9	1	10	1	-	-	0	0
1985	1	0	1	0	-	-	0	0
1991	5	3	8	0	0	0	1	1
1993	8	5	13	0	0	0	1	0
Totals	23	9	32	1	0	0	2	1

## Punt Returns

Year	No.	FC	Yds.	Avg.	Long	TD
1985	22	6	152	6.9	21	0


Year	Pass Interceptions				
	No.	Yds.	Avg.	Long	
1983	1	29	29.0	29	0
1984	1	3	3.0	3	0
1985	4	15	3.8	8	0
1987	3	28	9.3	28	0
1988	1	0	0.0	0	0
1989	1	18	18.0	18	0
1990	1	4	4.0	4	0
1993	2	25	12.5	22	0
Totals	14	122	8.7	29	0

## Opponents' Fumbles Recovered

Year	Opponents' Fumbles Recovered				
	No.	Yds.	Avg.	Long	
1983	2	0	0.0	0	0
1984	1	0	0.0	0	0
1988	1	0	0.0	0	0
1991	2	0	0.0	0	0
1993	1	0	0.0	0	0
Totals	7	0	0.0	0	0

## Playoffs

1991	1	7	7.0	7	0
------	---	---	-----	---	---



## Larry Brown

CORNERBACK • TCU  
HT: 5-11 • WT: 182 • BORN: 11/30/69  
D-12 FOR '91 • 4th YEAR



**PRO:** Although he is entering his fourth NFL season, Larry Brown remains one of the youngest starting cornerbacks in the league. Teaming with left corner Kevin Smith, Brown forms half of one of the youngest pair of starting cornerbacks in NFL history. Brown and Smith were 23 years old for most of the 1992 season, well below the NFL's average cornerback age of 27, but for the third consecutive season, Brown continued to improve as a young coverage corner. Much has been made of Brown's path to the starting lineup in Dallas as a 12th-round draft choice, the 57th defensive back drafted in 1991, but in three seasons he has continued to improve and has helped establish the Dallas pass defense as one of the top groups in the league. Brown was a key player in a Dallas defense which held opponents to 194 yard per game through the air, 10th in the NFL, and limited opposing quarterbacks to 6.0 yards per pass attempt. In only six of Brown's 44 career regular season starts has the Dallas defense has allowed a 100-yard game by a receiver, including only once in the past 17 games. In his third season in the starting lineup, Brown tied for second on the team with 11 passes defended. With six solo tackles, seven total, Brown tied for the team lead vs. Buffalo (9/12). Twice in October Brown was responsible for helping the Dallas defense shut down one of the NFL's top receivers, limiting Green Bay's



*BROWN, Cont.*

Sterling Sharpe to four receptions for 34 yards (10/3) and Jerry Rice to two receptions for 25 yards (10/17) until the final four minutes of the game. Against the 49ers, Brown also added another seven tackle game. Facing a season-high 46 pass attempts vs. Phoenix (11/17), Brown received a game ball from the coaching staff when he teamed with Smith to limit Cardinals' wide receivers to 12 receptions for 117 yards (9.8 yards per catch) and a long reception of 17 yards. Despite missing part of the second quarter with a bruised lower back, Brown posted a season-high eight tackles vs. Philadelphia (12/6), the most since Dec. 15, 1991 when he recorded eight at Philadelphia. Later in the month he led the team with a season-high three passes defended and added four tackles vs. Washington (12/26). In the postseason Brown tied for the team lead with three passes defended and helped the Dallas pass defense limit opponents to 6.3 yards per attempt in the playoffs. Including postseason, Brown has started 51 of the past 52 games at right cornerback, with his only missed start coming at Washington (12/13/92) due to sprained right knee. His contributions at cornerback in 1992 allowed the Dallas defense to post a league low 27.2 percent conversion rate on opponents third downs. For the season, Brown led the team in passes defended with 11, and his 30-yard interception return against Philadelphia (11/1) was the longest of the season for Dallas. With 61 tackles, Brown finished sixth on the team, second among defensive backs in that category, while also recording five special teams stops. The second week of the season Brown had a single-game season-high three passes defended against the Giants (9/13), and the following week he recorded seven tackles at home against the Cardinals (9/20). After spraining his right knee at Denver (12/6), Brown missed the Redskins game (12/13), ending a string of 28 straight starts at right cornerback. He came back the following week at Atlanta (12/21) to record seven tackles and recover a fumble that set up a touchdown as the Cowboys clinched the NFC East Division title. In the postseason, Brown finished second on the team in postseason tackles, including a team-high nine tackles and a forced fumble that set up Dallas' first touchdown against San Francisco (1/17) in the NFC Championship Game. Against Buffalo (1/31) in Super Bowl XXVII, Brown recorded his second career-playoff interception and led the team with three passes defended. As a rookie, Brown far exceeded any Cowboys expectations and joined the ranks of other secondary long-shots who have become Cowboys over the years: Cliff Harris, Everson Walls and Bill Bates. Only the eighth 12th-round draft choice in Cowboys history to make the active roster, Brown finished the season eighth on the team in tackles with 68, third among defensive backs. At Phoenix (9/22) in the fourth week of the season, Brown broke into the starting lineup, becoming the first rookie to start at right cornerback since Dec. 21, 1987, when Ron Francis started against the Rams. The Phoenix game marked the first time in team history a 12th round draft choice started as a rookie and only the third time a 12th-rounder ever started a game for Dallas. For the season Brown earned 13 starts and finished second on the team in passes defended with 18. Against Houston (11/10) Brown had a single-game career-high 11 tackles and the club's season-high for passes defended with four. Two weeks later against Washington (11/24) he recorded his first NFL interception, returning it 20 yards. In the playoffs Brown led the team in passes defended with three, tied for fourth with 10 tackles and also intercepted a pass in the endzone against Chicago (12/29). Brown's play in 1991 earned him selection to the Pro Football Writers, Football News, Pro Football Weekly and Football Digest All-Rookie teams. He chose the uniform number 24 after making the team because of his admiration of former Cowboys cornerback Everson Walls who wore No. 24 for Dallas from 1981-89. GAMES/STARTS (regular season, playoffs): 1991 (16/13, 2/2), 1992 (16/15, 3/3), 1993 (16/16, 3/3). Total - 48/44, 8/8.


**COLLEGE:** A two-year starter at cornerback for TCU, Brown recorded 75 tackles and led the team with 10 passes defended as a senior. He earned Most Valuable Player honors in the Blue-Gray All Star Game following his senior season. As a junior Brown registered 27 tackles before suffering a season-ending foot injury in the fifth game of the year. Brown transferred to TCU after two years at Southwest Community College in Los Angeles, where he was a standout in football and track, earning football all-league honors in 1988.

**PERSONAL:** Larry Brown was an All-City selection in both football and track at Los Angeles, CA, High School. In his spare time, he owns and runs Universal Vending in Fort Worth and has

*BROWN, Cont.*

opened a restaurant in Grapevine, TX called Boxies Cafe specializing in soups, salads and espresso. He received his degree in criminal justice from TCU. He and wife Cheryl live in Colleyville with their daughter, Kristen (11/28/93).

BROWN'S COWBOYS TOTALS													
Tackles						Pass Interceptions							
Year	Solo	Ast.	Tot.	QB Press.	Tkl/ Loss	Passes Def.	For. Fum.	Year	No.	Yds.	Avg.	Long	TD
1991	55	13	68	1(-1)	0	18	0	1991	2	31	15.5	20	0
1992	45	16	61	1(-3)	0	11	1	1992	1	30	30.0	30	0
1993	46	17	63	0	0	11	1	Totals	3	61	20.3	30	0
Totals ..	146	46	192	2(-4)	0	40	2	Opponents' Fumbles Recovered					
Playoffs						Opponents' Fumbles Recovered							
Year	Solo	Ast.	Tot.	QB Press.	Tkl/ Loss	Passes Def.	For. Fum.	Year	No.	Yds.	Avg.	Long	TD
1991	7	3	10	0	0	3	0	1991	1	0	0.0	0	0
1992	15	5	20	0	0	3	1	1992	1	0	0.0	0	0
1993	10	1	11	1(-2)	0	3	0	Totals	2	0	0.0	0	0
Totals ..	32	9	41	1(-2)	0	9	1	Playoffs					
								Year	No.	Yds.	Avg.	Long	TD
								1991	1	0	0.0	0	0
								1992	1	0	0.0	0	0
								Totals	2	0	0.0	0	0



## Lincoln Coleman

RUNNING BACK • BAYLOR  
HT: 6-1 • WT: 249 • BORN: 8/12/69  
FA FOR '93 • 2nd YEAR



**PRO:** The 1993 season began for Lincoln Coleman at Reunion Arena, in downtown Dallas as a member of the Dallas Texans of the Arena Football League. The season ended for Coleman at Super Bowl XXVIII in Atlanta as a member of the World Champion Dallas Cowboys and as the primary back-up to a three-time NFL rushing champion. In 1993, Coleman, a native of Dallas, was the epitome of a classic "rags to riches" tale. In the summer months, Coleman led the Dallas Texas in rushing with 148 yards and five touchdowns before joining the Cowboys halfway through training camp (August 12). He was released by the Cowboys on the final cutdown date of August 30 and then promptly re-signed to the team's practice squad on September 1. He became a member of the active roster on November 17, and he was carrying the football for the World Champions on the nationally televised Thanksgiving Day game (11/25) against the Dolphins. As Emmitt Smith was recovering from a deep thigh bruise that he suffered the prior Sunday in Atlanta (11/21), Smith's performance level had not yet returned to 100% for that Thanksgiving Day game. In addition, a bizarre snow storm hit Dallas that day and turned the Texas Stadium playing surface into a sheet of ice. Enter Coleman, whose large frame and bruising running style were perfect for the conditions. The rookie unknown responded with 57 yards on 10 carries and a 5.7 yard average. Coleman would go on to carry the ball in each of the Cowboys remaining five regular season victories and rack up rushing totals of 132 yards on 34 carries for the season. He finished the year as the Cowboys third leading rusher, and he ranked second in rushing average (3.9 yards per carry). He scored rushing touchdowns at Minnesota (12/12), collecting 33 yards on 10 attempts, and against Washington (12/26). He also registered four receptions for 24 yards on the season. GAMES/STARTS (regular season, playoffs): 1993 (7/0, 3/0).

**COLLEGE:** Coleman began his college career at Notre Dame in 1987, where he had six carries for 20 yards as a running back and six tackles as a cornerback/safety. Following his freshman year, Coleman transferred to Baylor where he sat out the 1988 season due to NCAA eligibility requirements. As a sophomore, Coleman was the Bears second leading rusher with 368 yards and three touchdowns on 111 carries. He also added two receptions for 13 yards. Against the University of Houston he had a career-long 17 yard run. Coleman left school in the

COLEMAN, *Cont.*

fall of his junior year due to academic reasons.

**PERSONAL:** Coleman earned all-state honors as a running back at Bryan Adams High School in Dallas, TX, where he rushed for 1,521 yards as a senior. He grew up across the street from Notre Dame's 1987 Heisman Trophy winner Tim Brown, and the two played sandlot football together in their East Dallas neighborhood. In 1991 and 1992, Coleman was a lot man at Home Depot in Richardson, TX, helping customers transfer their merchandise from the store to their cars. In the spring of 1993, Coleman worked on the loading docks at Marshall Fields department store. Coleman also had a brief stint as a semi-pro football player in the Dallas area. Lincoln has two distant cousins with successful NFL backgrounds, Everson Walls and Billy Sims (a Heisman Trophy winner under Barry Switzer at Oklahoma).

COLEMAN'S COWBOYS TOTALS											
Year	Rushing					Year	Receiving				
	No.	Yds.	Avg.	Long	TD		No.	Yds.	Avg.	Long	TD
1993	34	132	3.9	16	2	1993	4	24	6.0	10	0
Playoffs						Playoffs					
1993	6	16	2.7	9	0	1993	2	6	3.0	6	0

**SINGLE-GAME BESTS**

Rush Yards — 57 vs. Miami, 11/25/93  
 Rush Att. — 10 vs. Miami, 11/25/93, @ Minn. 12/12/94  
 Long Rush — 16 vs. Miami, 11/25/93  
 Recept. — 2 vs. Philadelphia, 12/6/93  
 Yds. Rec. — 11 vs. Philadelphia, 12/6/93  
 Lg. Recept. — 10 vs. Miami, 11/25/93



**Frank Cornish**

CENTER/GUARD • UCLA  
 HT: 6-4 • WT: 287 • BORN: 9/24/67  
 FA FOR '92 • 5th YEAR




**PRO:** For the second straight year, Frank Cornish stepped in and provided the Cowboy offense with solid play at the guard and center position. When Mark Stepnoski sprained his right knee in the third quarter against the Minnesota Vikings (12/12), Cornish took over at center and helped limit the Vikings' defense, which was ranked second in the NFL going in to the game, to no sacks while racking up 356 yards and 37 points. After playing mostly in short-yardage and kicking situations, Cornish filled in at left guard in the second half against Atlanta (11/21) when Nate Newton and Kevin Gogan suffered knee injuries. Against the N.Y. Jets (12/18) at the Meadowlands, Cornish earned his first start since the second week of the 1992 season and helped the Dallas offense gain 364 yards, including 129 rushing yards on the NFL's fourth ranked defense. His third start of the season came at the N.Y. Giants (1/2), where he helped block for Emmitt Smith's 163-yard performance. He returned to the back-up role at both center and guard during the postseason and saw action in short yardage and kicking situations. Acquired as a Plan B free agent in 1992 from San Diego, he became the starting center while Stepnoski was involved in contract negotiations during the 1992 training camp. Cornish stepped in and started at center against Washington (9/7) and at the New York Giants (9/13). Cornish did not start against Phoenix (9/20), but he replaced an injured Stepnoski late in the third quarter. Although Cornish was a newcomer to the Cowboys offensive line in 1992, he was no stranger to an offensive line unit that was directed by Troy Aikman. The Cornish-Aikman tie dates back to their collegiate days at UCLA where they made up the starting center/quarterback combination in 1987 and 1988. After starting his third and final season for the Bruins in 1989, Cornish was drafted in the sixth round (143rd player overall) by the San Diego Chargers in 1990. He started 16 straight regular season games as a rookie. His first start for the Cowboys came at Texas Stadium in

CORNISH, *Cont.*

Dallas' 17-14 win over the Chargers (9/9) in the 1990 season opener. He was named to the all-rookie teams selected by College & Pro Football Newsweekly, Football Digest and Football News. In 1991, he served as a back-up to Pro Bowl alternate Courtney Hall at the center spot, where Hall had been the starter throughout the 1989 season. While seeing action in all 16 regular season games in 1991, Cornish served as the team's long snapper on extra points and field goals. GAMES/STARTS (regular season/playoffs): 1990 (16/16-S.D.), 1991 (16/0-S.D.), 1992 (11/2, 3/0), 1993 (14/3, 3/0). TOTALS - 57/21, 6/0 (Dallas-25/5, 6/0).

**COLLEGE:** A three-year starter for UCLA where he was a teammate of Troy Aikman and James Washington, Cornish earned first-team All-America recognition from Football News and was an all-PAC 10 second team selection following his senior year. He was a starter on Bruin teams that were victorious in the Aloha and Cotton Bowls. He finished his career fourth in the school's weight room record with a three lift (bench, squat, and clean) total of 1,253 pounds.

**PERSONAL:** Frank Edgar Cornish was born in Chicago, IL. He was one of the most highly recruited linemen in the country coming out of Mt. Carmel High School in Chicago. He earned three letters as a two way tackle in high school. His father, Frank, played defensive tackle for the Miami Dolphins in 1970 and 1971. Frank was a history major at UCLA. Frank and the elder Cornish are the only father-and-son combination in NFL history to play in a Super Bowl game. An avid basketball fan, Cornish is one of the Cowboys' locker room comic wits. Frank and his wife Robin reside in Southlake, TX.



## Tim Daniel


WIDE RECEIVER • FLORIDA A&M  
HT: 5-11 • WT: 192 • BORN: 9/14/69  
D-11 FOR '92 • 2nd YEAR



**PRO:** In 1994 Tim Daniel will be counted on to add depth to a strong Dallas receiving corps. Daniel's top asset is his speed, having clocked a 4.38 40-yard dash, but he also brings desired intangibles like toughness over the middle. Originally an 11th round draft choice of the Cowboys in 1992, Daniel made the Cowboys 53 man roster in 1993 but was one of the players deactivated each week during the season when the club was required to drop to 45 on game day. After suffering a hamstring injury during a summer workout in Dallas before training camp, Daniel tried to rehabilitate the injury, but it lingered on through the summer and forced Daniel onto the physically unable to perform (P.U.P.) list when training camp opened. He returned to practice mid-way through the season, but remained on the P.U.P. list the rest of the season. GAMES/STARTS (regular season, playoffs): 1992 (P.U.P.); 1993 (0/0, 0/0). Total - 0/0, 0/0.

**COLLEGE:** During his final two years at Florida A&M, Daniel posted five catches over 40 yards, including three TD grabs of 98, 80 and 77 yards, and during that time no receiver hauled in more touchdown receptions than Daniel's six. For his career, Daniel averaged 21.7 yards per catch and a TD every 8.7 receptions. As a senior, he finished second on the team with a career-high 30 receptions for a team and career-high 580 yards and three touchdowns, earning honorable mention All-MEAC recognition. In his final collegiate game, Daniel had a single-game career-high nine receptions for 141 yards and a touchdown against Bethune-Cookman. An honorable mention All-MEAC selection in 1990, Daniel hauled in 19 receptions for 512 yards in posting a conference leading 26.9 yards per catch average. He set a school record with 152 yards and two touchdowns on four receptions, including a 98-yard scoring pass — the second-longest touchdown pass in school and conference history — against Delaware State.

**PERSONAL:** Daniel was an all-conference and all-county selection in both football and track at Benjamin Mays High School in Atlanta, GA. Tim majored in journalism at Florida A&M.



## Dixon Edwards

LINEBACKER • MICHIGAN STATE  
HT: 6-1 • WT: 222 • BORN: 3/25/68  
D-2 FOR '91 • 4th YEAR

58

**PRO:** After spending his first two seasons as a reserve linebacker, Dixon Edwards moved into the starting lineup at strongside linebacker when Vinson Smith was traded to the Bears during training camp in 1992. He responded by finishing seventh on the team with 82 tackles and also made 12 special teams tackles, tops among regular offensive or defensive starters. Only the Dallas nickel defense against the Atlanta Falcons' Red Gun offense prevented Edwards from starting every game. After earning two starts at weakside linebacker in 1991-92, Edwards recorded six tackles in his strongside debut at Washington (9/6) in the season opener. The next week against Buffalo (9/12), he tied for the team lead with six solo tackles. Edwards recorded seven more tackles at Indianapolis (10/10), and with six stops vs. San Francisco (10/17), his 1993 tackle total surpassed his career totals from 1991 and 1992 combined (18 tackles in 1991 and 10 tackles in 1992). Edwards earned his first career sack at Philadelphia (10/31) and also added five stops and forced a fumble. Later in the year against Philadelphia (12/6), Edwards recorded nine tackles to match his single-game career-high. Edwards played in alternating drives with Godfrey Myles against Minnesota, and teamed with Tony Tolbert to sack Jim McMahon on third-and-goal at the Cowboys two-yard line, killing a Viking drive. Against Green Bay (1/16) in his first playoff start, Edwards made three tackles and a tackle for a loss. He followed that performance with five tackles in the NFC Championship Game against San Francisco (1/23). Edwards saw limited action in Super Bowl XXVIII because Dallas kept five defensive backs on the field for most of the game. In 1992, Edwards saw most of his action on special teams and recorded 15 special teams tackles to rank second on the team. In the postseason, Edwards earned a game ball at San Francisco (1/17) when he forced a fumble on punt coverage at the 49ers' 22-yard line to set up a first-quarter field goal. On defense, he totaled 10 tackles as a back-up weakside linebacker, and made his only start of the season in place of injured Godfrey Myles at Phoenix (11/22) when Dallas went to a five defensive back alignment. In only 12 games as a rookie, he made 10 special team tackles to tie for fourth on the squad. When he received an opportunity to play with the regular defense in place of injured starting weakside linebacker Vinson Smith, against Cincinnati (10/3), Edwards had several impressive moments. He forced an incompletion while covering Pro Bowl running back James Brooks in the end zone on a 3rd-and-goal from the one yard line in the third quarter with Dallas holding onto a 21-17 lead. In the fourth quarter, Edwards, who finished the day with five tackles, returned his first career interception 36 yards for a touchdown to seal the Cowboys' 35-23 win. Against Phoenix (11/3) in his first NFL start, Edwards again made five tackles. He split time with Smith at weakside linebacker late in the season and in the postseason victory over Chicago (12/29). Edwards was hampered in training camp by a hamstring injury that forced him onto injured reserve for the first four games of the season. Edwards was the fourth linebacker taken in the 1991 draft (Mike Croel, Denver; Alfred Williams, Cincinnati; Roman Phifer, Rams). **GAMES/STARTS** (regular season, playoffs): 1991 (12/1, 2/0), 1992 (16/1, 3/0), 1993 (16/15, 3/3). Total - 44/17, 8/3.

**COLLEGE:** Named Michigan State's Co-Defensive Player of the Year as a senior, Edwards led the Spartans with a single-game career-high 16 tackles in their upset of then-No. 1 ranked Michigan. In his first season as a starter in 1989, Edwards finished second on the club in tackles and tied for the team lead in tackles for a loss to earn honorable mention All-America honors. Over one three-game stretch his junior year, Edwards tallied 14 tackles against Miami, 13 vs. Michigan and 14 against Iowa. The Spartans compiled a 31-14-3 record, earned at least a share of two Big 10 titles, and played in four bowl games during Edwards' collegiate career.

**PERSONAL:** Dixon Edwards III earned all-district honors as a tight end and defensive tackle at Aiken High School in Cincinnati, OH. His father, Dixon, Jr. played fullback at Marshall Univer-

EDWARDS, *Cont.*

sity from 1958-61. A building construction major at Michigan State, Dixon and wife Secola have twins, son Dixon, IV, and daughter Taylor (8/19/91).

EDWARDS COWBOYS TOTALS

Year	Tackles			QB Press.	Tkl/ Loss	Passes Def.	For. Fum.
	Solo	Ast.	Tot.				
1991	10	8	18	0	0	2	0
1992	5	5	10	0	0	1	0
1993	42	40	82	1.5	1 (1-19)	1	2
<b>Totals</b>	<b>57</b>	<b>53</b>	<b>110</b>	<b>1.5</b>	<b>2</b>	<b>1(1-19)</b>	<b>4</b>
<b>Playoffs</b>							
1992	5	1	6	0	0	0	0
1993	7	1	8	0	0	1(-1)	0
<b>Totals</b>	<b>12</b>	<b>2</b>	<b>14</b>	<b>0</b>	<b>0</b>	<b>1(-1)</b>	<b>0</b>

Year	Opponents' Fumbles Recovered				Long TD
	No.	Yds.	Avg.		
1993	1	0	0.0	0	0
<b>Interceptions</b>					
Year	No.	Yds.	Avg.	Long	TD
1991	1	36	36.0	36f	1



**Joe Fishback**

SAFETY • CARSON-NEWMAN  
HT: 6-0 • WT: 212 • BORN: 11/29/67  
FA FOR '93 • 5th YEAR



**PRO:** The Cowboys signed free agent Joe Fishback on Oct. 12, 1993, to add depth to the Dallas special teams. He immediately stepped into the lineup and contributed on the Dallas punt and kickoff coverage teams, logging 12 tackles in six games. In his first game as a Cowboy, Fishback had two special teams tackles vs. San Francisco (10/17), then led the team with two special team tackles at Philadelphia (10/31). Before suffering a sprained right knee vs. Phoenix (11/14), Fishback recorded two more special teams stops. After only four games in Dallas, Fishback had posted eight tackles on punt or kick coverage and was tied for fourth on the team in that category. After undergoing arthroscopic surgery November 16, Fishback was inactive the next five games. He returned to action vs. Washington (12/26) and tied for the team lead with three special teams tackles. Fishback recorded at least one special teams stop in every game he was active and finished the season tied for sixth on club with 12. In the postseason opener against Green Bay (1/16) he was second on the team with two special teams tackles, but his biggest play came when he recovered a Corey Harris fumble on a kickoff return at the Packers' 15 yard-line that set up a Jay Novacek touchdown catch with :09 left in the first half. That score put Dallas ahead 17-3 going into intermission. Fishback went to camp in 1993 with the Atlanta Falcons, but suffered a sprained neck in preseason and was placed on injured reserve for the first six weeks of the season. Once he was healthy, Atlanta released him on October 4, 1993. Fishback spent the 1991 season with the Falcons and led the team with 24 tackles, one partially blocked punt and two fumble recoveries on special teams, including a 16-yard return for a touchdown on a fumbled kickoff against Green Bay (12/1). He also added five tackles as a reserve defensive back. Six times in 14 games during the season, Fishback was named Atlanta's "Special Teams Player of the Week." On March 13, 1992, Fishback signed with the New York Jets as a Plan B free agent and saw action in the first five games of the season, recording four special teams tackles. He was released on October 20 and re-signed with Atlanta on November 3, spending the final eight weeks of the 1992 season with the Falcons, where he logged seven tackles and eight special teams stops. Originally signed as a rookie free agent by the New York Giants in 1990, he injured a transverse process in the third preseason game and spent most of the 1990 season on the Giants injured reserve list before his release in November. GAMES/STARTS: 1990 (I.R.-Gia.); 1991 (14/0-Atl., 2/0-Atl.); 1992 (5/0-Jets; 8/0-Atl.); 1993 (6/0, 3/0). Total - 33/0, 5/0 (Dallas-6/0, 3/0).

**COLLEGE:** A three-year starter at Carson-Newman (Jefferson City, TN), Fishback earned


FISHBACK, *Cont.*

All-America honors as a senior when he was runner-up for the NAIA's Player of the Year award and recipient of the South Atlantic Conference's Defensive Player of the Year award. During his career he recorded 293 tackles and 11 interceptions, returning three for touchdowns. He also had a 21.6 yard average on seven punt returns, including two for touchdowns. During his four years at Carson-Newman, he helped guide the Eagles to the NAIA Division I championship in 1986, 1988-89.

**PERSONAL:** Joe Edward Fishback, Jr., earned all-state honors in both football and baseball at Austin-East High School in Knoxville, TN. He majored in physical education and recreation at Carson Newman, and has two sons, Joe, III (2/24/87) and Jalen (8/9/92).

## FISHBACK'S NFL TOTALS

Year	Tackles			Tkl/ Loss	QB Press	Passes For.	Def.	Fum.	Opponents' Fumbles Recovered				
	Solo	Asst.	Tot.						No.	Yds.	Avg.	Long	TD
1991 (Atl.)	3	2	5	-	0	0	0	0	2	16	8.0	16t	1
1992 (Atl.)	2	5	7	-	0	0	0	0					
Totals	5	7	12	-	0	0	0	0	1	0	0.0	0	0



## Scott Galbraith

TIGHT END • SOUTHERN CAL  
HT: 6-2 • WT: 255 • BORN: 1/7/67  
FA FOR '93 • 5th YEAR

89

**PRO:** With injuries to both Alfredo Roberts in the preseason and Jim Price early in the regular season, Dallas signed Scott Galbraith November 11, 1993 to fill the role of back-up tight end behind Jay Novacek. He jumped into the lineup and became a key blocker in the Dallas running game, helping Emmitt Smith to his third consecutive NFL rushing title. Galbraith saw most of his action in two tight end formations, while also contributing time on Dallas kickoff return and coverage teams. In his biggest day of the season, Galbraith recorded his first reception as a Cowboy at Atlanta (11/21), a one-yard touchdown grab from his former quarterback at Cleveland, Bernie Kosar. On special teams, Galbraith forced a fumble on a Dallas onside kick that Bill Bates recovered for Dallas. Galbraith went to camp with the Cleveland Browns in 1993 but was released on the final cuts. In 1992, he saw most of his action in the Browns two tight end formations and on special teams, but he did record four receptions for 63 yards. After a contractual holdout that kept him out of training camp, Galbraith missed the first two games of the season while under a roster exemption. He saw his first action of the season at the Raiders (9/20) but did not catch a pass, recording his first receptions of the season — two for 29 yards, including a 15-yarder — against the Packers (10/18). The following week at New England (10/25), Galbraith recorded the biggest catch of his career and his first career touchdown reception. With 31 seconds left and the Browns trailing 17-12, Mike Tomczak connected with Galbraith on a six-yard touchdown pass to give the Browns a 19-17 come from behind win. One week later at Cincinnati (11/1), he started in two tight end formations and caught a season-long 28-yard pass. As a starter in 13 of 16 games in 1991, Galbraith finished the season with 27 catches for 328 yards including 17 receptions over the final six games of the season. In addition to his tight end position duties, he played on special teams, recording five tackles and two kickoff returns for 13 yards. At Cincinnati (11/3) Galbraith caught a career-long 42-yard pass from (now Dallas Cowboy teammate) Bernie Kosar late in the fourth quarter to help set up a Matt Stover field goal attempt in a 23-21 loss to the Bengals. Two weeks later in a key special teams play, Galbraith recovered an Ernest Givin's fumble against Houston (11/17) on a second-quarter punt return. He also added three receptions for 39 yards in that game. After logging three catches for 20 yards against Kansas City in a 20-15 win, Galbraith had career-highs with four receptions for 52

GALBRAITH, *Cont.*

yards in a 31-0 win at Indianapolis (12/1). Against Houston (12/15), he tied his career-high in receptions with four passes for 30 yards. Originally drafted by the Browns in the seventh round (178th overall) in 1990, Galbraith finished third on the team with 10 special teams tackles as a rookie. He also added four receptions for 62 yards. On the opening kickoff against Houston (11/18) Galbraith recovered a Bernard Ford fumble that led to a Browns score to open the game. Later in the season when the Browns visited the Oilers (12/9) Galbraith recorded the first receptions of his NFL career, logging three receptions for 60 yards with a long of 28 yards. The following week against Atlanta (12/16), Galbraith made his first career NFL start, recording a two-yard reception and two special teams tackles. **GAMES/STARTS** (regular season, playoffs): 1990 (16/1-Cle.), 1991 (16/13-Cle.), 1992 (14/2-Cle.), 1993 (7/0, 3/0). Total - 53/16, 3/0 (Dallas - 7/0, 3/0).


**COLLEGE:** Galbraith earned first-team All-PAC-10 honors after both his junior and senior seasons, and he helped lead Southern Cal to the Rose Bowl following each of those seasons. After moving into the starting line-up his junior year, he earned third-team All America honors from Associated Press as he grabbed 21 passes for 311 yards and two touchdowns. He finished his career with 51 receptions for 571 yards and five touchdowns. As a sophomore he saw most of his playing time in two tight end sets, catching two passes for 17 yards. After redshirting in 1985, Galbraith's only catch as a freshman was a two-yard touchdown reception against Arizona.

**PERSONAL:** Alan Scott Galbraith earned All-Northern California honors at Highlands High School in North Highlands, CA, where he recorded 34 receptions and six touchdowns as a tight end and also led the team in tackles while playing on the defensive line. He also earned league MVP honors in basketball, averaging 16 points a game. Scott earned his degree in public administration from Southern Cal, and he is now pursuing his Master's Degree in education at National University at Sacramento. His father, Albert, is the pastor at the Church of God and Christ in Sacramento, and Scott grew up singing in the church choir. He claims to sing during practice and even sometimes during games. Scott worked as a crisis counselor at Martin Luther King, Jr., Junior High in Sacramento, CA, in the spring of 1994. He also worked in the California public school system as a student teacher in the spring of 1992 and was a deputy probation officer for the Los Angeles Police Department in the spring and summer of 1990. He is a willing volunteer for charitable events and a national member of Churches of God in Christ, Inc.

## GALBRAITH'S NFL TOTALS

Year	Receiving				
	No.	Yds.	Avg.	Long	TD
1990 (Cle.)	4	62	15.5	28	0
1991 (Cle.)	27	328	12.1	42	0
1992 (Cle.)	4	63	15.8	28	1
1993	1	1	1.0	1t	1
<b>Totals</b>	<b>36</b>	<b>454</b>	<b>12.6</b>	<b>42</b>	<b>2</b>

Year	Kickoff Returns				
	No.	Yds.	Avg.	Long	TD
1990 (Cle.)	3	16	5.3	10	0
1991 (Cle.)	2	13	6.5	8	0
<b>Totals</b>	<b>5</b>	<b>29</b>	<b>5.8</b>	<b>10</b>	<b>0</b>



## Kenneth Gant

SAFETY • ALBANY STATE  
 HT: 5-11 • WT: 189 • BORN: 4/18/67  
 D-9 FOR '90 • 5th YEAR



**PRO:** Kenny Gant bounced back from three injuries during the 1993 season to have another productive year for Dallas. One of the best special teams players in the league, Gant finished fourth on the team with 17 special teams tackles in only 12 games. Although he missed most of training camp after separating his left shoulder in a preseason game against Detroit, Gant recovered in time to perform his "shark dance" and lead the team in the 1993 season opener at Washington (9/6) in passes defended and special team tackles with two apiece. For the second consecutive season, Gant led all non-starters in tackles with 43 and tied for second in passes defended with



GANT, *Cont.*

11. He also had an interception, a tackle for a loss and forced a fumble. When Gant is not making bone-rattling hits on special teams, he plays stongside linebacker in obvious pass situations when the Cowboys go to the "45" defense. He was the special teams co-captain vs. Buffalo (9/12) and at Phoenix (9/19), where he led the team in special team stops with three. After leading the team with three special team tackles vs. San Francisco (10/17), Gant earned a special teams game ball from the coaching staff. He recorded a career high three passes defended and had five tackles in a 31-9 win over the N.Y. Giants (11/7). All season, Gant showed the ability to be at the right place at the right time on the field. This knack allowed him to grab his first interception of the season against the Cardinals (11/21), stopping a Phoenix drive at the Dallas 41 yard-line with 0:57 left in the game to seal a 20-15 Cowboy victory. When Dallas opened in the "45" defense at Atlanta (11/21), Gant earned his first start of the 1993 season, but re-dislocated his left shoulder in the second quarter and missed the second half. He missed the Thanksgiving Day game vs. Miami (11/25), but he was able to return to action against Philadelphia (12/6), where he suffered a sprained right knee. Arthroscopic surgery on the knee kept him out of the line-up for the next three weeks. Gant played primarily in Dallas' nickel defense when he returned to action in the regular season finale at the Giants (1/2), where he had one special teams tackle and a pass defended. In the divisional playoff victory over Green Bay (1/16), Gant returned to his old form by recording three tackles and led the team with three special teams tackles. With the crowd fired up following an Eddie Murray field goal, Gant forced Corey Harris to fumble the kickoff at the Packers' 25-yard line. Joe Fishback recovered the ball, setting up a Jay Novacek touchdown catch in the closing seconds of the first half. In the NFC Championship game vs. San Francisco, Gant had four tackles, a pass defended and two special teams tackles. In 1992, Gant tied for the team lead in interceptions and forced fumbles with three apiece. He also led non-lineman in quarterback pressures with nine — the most by a non-lineman in the three season quarterback pressures have been recorded — and led non-starters in tackles with 54 to finish ninth overall. Gant's three sacks were the most by a defensive back since Bill Bates had three in 1987. Gant's first important play of the season occurred midway through the second quarter in the Monday night opener against the Redskins when he recovered a fumble at the Washington 46-yard line. He overshadowed that performance with several momentous plays the next week against the N.Y. Giants (9/13), leading the team in tackles with a career-high 10. Gant's first career sack came in the second quarter when he nailed Phil Simms for a nine-yard loss on third-and-four. It represented the first sack by a Dallas defensive back in 13 games. His first interception of the year came at Detroit (11/8) when he picked off an Eric Kramer pass at the Lions' 31-yard line. Gant's next interception came in Denver (12/6) at the Cowboys' 33-yard line with 1:27 left in the game and Dallas ahead 31-27. In the playoff clinching 41-17 win in Atlanta (12/21), he forced two fumbles to set up two third-quarter Dallas touchdowns. In the playoffs he recorded 10 tackles, a tackle for a loss, a quarterback pressure, forced a fumble and deflected a pass. Gant also finished second on the team with 13 special teams tackles. In 1991, Gant established himself as one of the NFL's premier special teams players by leading Dallas with 25 special teams tackles (18 solos). Gant played cornerback in several of the Cowboys' multiple defensive back alignments in 1991 and made his first NFL start at left corner against the Giants (11/17). He finished the year with 14 tackles from the cornerback position to go along with three passes defended. He also registered his second career interception in the Cowboys 23-14 win over New Orleans (12/8). He tied or led the team in special teams tackles in four games in 1991 while earning a game ball after the Cincinnati game (10/13) when he had four kick coverage stops. Gant earned a roster spot as a rookie in 1990 on the strength of his fine speed and limitless potential. Playing in 12 games in 1990, he quickly learned the intricacies of becoming a productive special teams performer in the NFL. He recovered Issiac Holt's blocked punt vs. Philadelphia (10/28), setting up a fourth quarter touchdown that put Dallas ahead until the Eagles scored in the last minute. His first career interception came against Phoenix (12/6), setting up Dallas' final touchdown in a 41-7 Cowboy win. He played in his first league game against Tampa (10/7) and was a late season contributor to the secondary in certain passing situations. He broke up three passes and recorded seven special teams tackles. GAMES/STARTS (regular season, playoffs): 1990 (12/0), 1991 (16/1, 2,0), 1992 (16/4,

GANT, Cont.

3,0), 1993 (12,1, 3,0). Total - 56/6, 8/0.

**COLLEGE:** A four-year starter for the Golden Rams of tiny Albany State (GA), Gant recorded 158 tackles, 14 interceptions, 17 passes defended and recovered four fumbles during his collegiate career. He also missed only one game in his Albany State career. He averaged 23.2 yards per return on his five interceptions as a senior, including one returned 46 yards of a touchdown against Morris Brown College. Gant also blocked a punt for a safety against West Virginia State.

**PERSONAL:** The third player ever drafted by the Cowboys from Albany State, Gant is the first from that school to ever play for Dallas. One of the most successful players from Albany State's conference, the Southern Intercollegiate Athletic Conference, is former Cowboy great Rayfield Wright, from Fort Valley State. Kenneth Gant majored in criminal justice at Albany State. He graduated from Kathleen High School in Lakeland, FL. Gant is active in several off-season charitable pursuits. He and wife Aris have a daughter, Destyne.

GANT'S COWBOYS TOTALS

Tackles							QB Tkl/		Passes For.	
Year	Solo	Asst.	Tot.	Scks	Press.	Loss	Def.	Fum.		
1990	9	0	9	0	0	0	3	1		
1991	9	5	14	0	0	0	3	0		
1992	33	21	54	3	9	0	10	3		
1993	25	18	43	0	1	(-3)	11	1		
Totals	76	44	120	3	9	1	(-3)	27	5	

Opponents' Fumbles Recovered						
Year	No.	Yds.	Avg.	Long	TD	
1991	1	0	0.0	0	0	
1992	1	0	0.0	0	0	
Totals	2	0	0.0	0	0	


Pass Interceptions					
Year	No.	Yds.	Avg.	Long	TD
1990	1	26	26.0	26	0
1991	1	0	0.0	0	0
1992	3	19	6.3	11	0
1993	1	0	0.0	0	0
Totals	6	45	7.5	26	0

Kickoff Returns					
Year	No.	Yds.	Avg.	Long	TD
1991	6	114	19.0	26	0
1993	1	18	18.0	18	0
Totals	7	132	18.9	26	0

Playoffs					
Year	No.	Yds.	Avg.	Long	TD
1993	1	22	22.0	22	0



Jason Garrett

QUARTERBACK • PRINCETON  
 HT: 6-2 • WT: 195 • BORN: 3/28/66  
 FA FOR '93 • 2nd YEAR



**PRO:** After five years and three professional football leagues, Jason Garrett has finally made it in the NFL. After spending the 1992 season on the Dallas practice squad, Garrett moved onto the active roster in 1993, replacing departed back-up quarterback Steve Beuerlein behind Troy Aikman. His impressive performance during the preseason included throwing for 549 yards with three touchdowns, allowing him to move ahead of Hugh Millen on the depth chart. In the preseason game in London against Detroit (8/8), Garrett completed 16 of 23 passes for 190 yards, including a 53-yard scoring strike to Tyrone Williams. Garrett played in his first NFL regular season game in the season opener at Washington (9/6), when he took over for the final series. Garrett, who did not play against Buffalo (9/12) and Phoenix (9/19), closed out the final two series of the fourth quarter against Green Bay (10/3) and Indianapolis (10/10). One of his big moments came when he took over the Dallas offense in the middle of the third quarter vs. the N.Y. Giants (11/7), when Troy Aikman strained his left hamstring. He orchestrated two scoring drives and completed 5 of 6 passes for 34 yards in his first time playing before the fourth quarter in his young NFL career. The following week against Phoenix (11/14), Garrett earned his first NFL start in the Cowboys 20-15 win. Garrett moved into the third string quarterback spot and was deactivated for the final seven regular season games and all three postseason games with the mid-November signing of Bernie Kosar. Garrett attended training camp with Dallas in

GARRETT, *Cont.*

1992, but was released on the final roster cuts, signing onto the practice squad the following day. In the spring of 1991, Garrett opened the World League season as the starting quarterback for the San Antonio Riders, but he suffered a separated shoulder in the season opener. He rebounded to complete 60-of-113 passes for 609 yards, with three touchdowns and three interceptions for the season. Following his World League season, he joined the Ottawa RoughRiders of the Canadian Football League for 13 games, seeing very limited action. Garrett returned to San Antonio in the spring of 1992, but was released from the squad so he could sign with Dallas. He began his professional football career as a rookie free agent with the New Orleans Saints in 1989. Only five (Troy Aikman, Billy Joe Tolliver, Erik Wilhelm, Jeff Graham and Rodney Peete) of the 16 quarterbacks drafted in 1989 were still on NFL rosters in 1993, while Garrett went undrafted. He returned to his alma-mater in 1990 to coach with the football team for a year. (regular season, playoffs): 1993 (6/1, 0/0).

**COLLEGE:** An honorable mention All-America selection at Princeton as a senior, Garrett established NCAA Division I-AA records for single-season completion percentage (68.2%) and lowest percentage of passes intercepted (1.0%). As the 1988 Ivy League Player of the Year, Garrett completed 204 of 299 passes for 2,217 yards, 12 touchdowns on three interceptions. Despite playing only two seasons at Princeton, Garrett finished his career second on the school's all-time passing list with 4,274 yards, including a career-high 309 yards on 25 of 31 passing against Lehigh as a junior.

**PERSONAL:** Garrett was an all-league safety and quarterback at University High School in Chagrin, OH. He also lettered in basketball and baseball, earning all-league honors in basketball. Born in Abington, PA, to Dallas Cowboys scout Jim Garrett, Jason followed his father's coaching career with stops in Pennsylvania, Florida, Dallas, New Jersey, Houston, New Orleans and finally Cleveland. Jason has seven brothers and sisters, including Judd, a running back on the Cowboys practice squad last season, and John, a scout with Tampa Bay. Jason earned his degree in history from Princeton. Jason and his wife Brill were married in May, 1994.

GARRETT'S COWBOYS TOTALS									
Passing									
Year	Att.	Comp.	Yards	Pct.	TD	Int.	Long	Sacks/ Yards	Rating
1993	19	9	61	47.4	0	0	16	1/6	54.9
Rushing									
Year	No.	Yds.	Avg.	Long	TD				
1993	8	-8	-8.0	16	0				



## Charles Haley

DEFENSIVE END • JAMES MADISON  
 HT: 6-5 • WT: 250 • BORN: 1/6/64  
 TRADE, SAN FRANCISCO, '92 • 9th YEAR

94

**PRO:** Although he missed a fair amount of playing time due to injuries in 1993, Charles Haley remained the one Cowboy defender who always drew serious attention from opposing offenses every time he stepped into the Cowboys huddle. And, while playing through a season of lower back pain, Haley always had something special to show in the biggest games of the season. In his two outings against his old team, the 49ers (one of which was the NFC title game), he accounted for six tackles, three sacks, five quarterback pressures and two forced fumbles. In his two games against the Buffalo Bills (one of which was Super Bowl XXVIII), Haley totaled nine tackles, nine quarterback pressures, a forced fumble and half a sack. While he was not making plays in the games that counted the most, Haley was fighting his way through disc problems in his lower back that landed him inactive for two games and held him out of the starting lineup in three others. In the critical situations, however, Haley's presence was always

HALEY, *Cont.*

felt. He registered his season high for QB pressures (6) against Buffalo (9/12) and the Giants (11/7). He picked up his only multiple-sack game with two against the 49ers (10/17), and he picked up his first interception since his rookie season in the divisional playoff game against Green Bay (1/9). For the year, Haley led the Cowboys in quarterback pressures (28) for the second straight season. He led the team in forced fumbles with three and ranked fourth in sacks with four. Acquired in a trade with San Francisco on August 27, 1992, Haley's impact on the Dallas pass rush in 1992 went a long way toward the Cowboys' No. 1 NFL ranking on defense and the team's Super Bowl XXVII win in Pasadena. His insertion into the Dallas line-up at right end helped Dallas move from a pass defense ranking of 23rd in the NFL in 1991 to fifth in 1992. Haley's tremendous speed and quickness from the outside also enabled the Cowboys' to lead the entire NFL in shutting down opponents on third down conversion attempts. Dallas held opposing offenses to a success rate of just 27.2% on third down conversion attempts. He led the team in quarterback pressures with 42, a figure that more than doubled his closest teammates Leon Lett (19) and Tony Tolbert (19). The pass blocking attention drawn by Haley opened several other rushing lanes for his Dallas teammates. Haley finished the season ranked third on the team in sacks with six, behind Jim Jeffcoat (10.5) and Tony Tolbert (8.5). He started 13 of the 15 games in which he played in '92, missing the game at Phoenix (11/22) with a groin injury. He picked up his first start as a Cowboy against the Giants (9/13) after collecting his first Dallas sack and forcing a fumble the previous Monday night (9/7) against Washington. Haley also had a pair of sacks at Denver (12/6) and Washington (12/13) in '92. He had a season-high seven quarterback pressures in the playoff win over Philadelphia (1/10), and his single game high for tackles (6) came in the Super Bowl. Prior to joining Dallas, Haley had led or tied for the team lead in sacks for the 49ers each season since coming into the league in 1986. Playing right outside linebacker in the 49ers' 3-4 defense, Haley opened the 1991 season with a sack in each of the first two games then a season-high seven tackles against Minnesota (9/15) in the third game. Later in the year in Philadelphia (10/27) he again recorded seven tackles while also tying his career high for sacks with three. A left hamstring injury, suffered at New Orleans (11/10), forced him to miss the Phoenix game (11/17). Haley played in passing situation against the Rams (11/25) but re-aggravated the injury the next week against the Saints, forcing him out of the Seattle contest (12/8). He was voted to his second straight Pro Bowl following the 1991 season. In 1990 Haley led the NFC and finished third in the NFL with 16 sacks to earn a starting spot at right outside linebacker in the Pro Bowl. He recorded four multiple-sack games that season, including 11 tackles, two sacks, a pass defended and a forced fumble against Houston (10/7) to earn NFC Defensive Player of the Week honors. Haley also had two sacks against Pittsburgh in October, 1990 to boost him to NFC Defensive Player of the Month recognition. Haley also registered his only career blocked kick by batting down a field goal against Washington (9/16). In 1989 he led the 49ers in forced fumbles with three and tied for the team lead in sacks with 11 1/2. He recorded a team-high 11 tackles, tied his career high with three sacks, batted down a pass and forced a fumble against the Jets (10/29). Two weeks later he returned a fumble three yards for a touchdown vs. Atlanta (11/12). In the 1988 season opener against New Orleans (9/4), Haley set up the winning field goal with a fumble recovery. Against Chicago (10/24) he had his first three-sack game, including one for a safety. He went on to earn NFC Defensive Player of the Month honors for October and was named to his first Pro Bowl in December. Selected in the fourth round by San Francisco in 1986, Haley led the 49ers that season in sacks with 12, the most ever by a San Francisco rookie. He also led all rookies in the NFC and was second in the NFL among rookies in sacks in 1986. Against Atlanta (10/19) Haley recorded his first NFL interception. GAMES/STARTS (regular season, playoffs): 1986 (16/1, 1/0-S.F.), 1987 (12/2, 1/0-S.F.), 1988 (16/14, 3/3-S.F.), 1989 (16/16, 3/3-S.F.), 1990 (16/16, 2/2-S.F.), 1991 (14/14-S.F.), 1992 (15/13, 3/3), 1993 (14/11, 3/3). Total — 119/87, 16/14 (Dallas-29/24, 6/6).


**COLLEGE:** Haley led the team with 130-or-more tackles in each of his final three seasons at James Madison. As a senior he earned Division II All-America recognition. While never missing a game in his collegiate career, Haley posted career numbers of 506 tackles, 17 sacks, two

HALEY, Cont.

forced fumbles and three interceptions.

**PERSONAL:** Charles Lewis Haley starred in football, basketball and track at William Campbell High School in Naruna, Va. He and wife Karen have three children Princess Kay (11/18/88), Charles, Jr. (10/12/90) and Brianna (1/15/94).

HALEY'S NFL TOTALS													
Year	Tackles				Tkl/ Loss	QB Press	Passes Def.	For. Fum.	Pass Interceptions				
	Solo	Ast.	Tot.	Scks					No.	Yds.	Avg.	Long	TD
1986 (S.F.)	49	10	59	12	-	-	3	4	1	8	8.0	8	0
1987 (S.F.)	21	4	25	8 1/2	-	-	3	1					
1988 (S.F.)	50	19	69	11 1/2	-	-	4	1					
1989 (S.F.)	43	14	57	10 1/2	-	-	6	3					
1990 (S.F.)	52	6	58	16	-	-	9	3					
1991 (S.F.)	46	7	53	7	-	-	6	2					
1992	21	18	39	6	2(-3)	42	2	2					
1993	30	11	41	4	6(-17)	28	2	3					
<b>Totals</b>	<b>312</b>	<b>89</b>	<b>401</b>	<b>73 1/2</b>	<b>8(-20)</b>	<b>70</b>	<b>35</b>	<b>19</b>					
Playoffs													
1986 (S.F.)	2	1	3	1	-	-	0	0					
1987 (S.F.)	1	1	2	1	-	-	0	0					
1988 (S.F.)	15	1	16	3 1/2	-	-	1	0					
1989 (S.F.)	5	1	6	1	-	-	2	0					
1990 (S.F.)	5	1	6	1	-	-	2	0					
1992	9	2	11	1	1(-4)	15	2	1					
1993	4	1	5	1 1/2	0	8	3	1					
<b>Totals</b>	<b>41</b>	<b>8</b>	<b>49</b>	<b>10</b>	<b>1(-4)</b>	<b>23</b>	<b>10</b>	<b>2</b>					
Opponents' Fumbles Recovered													
Year	No.	Yds.	Avg.	Long	TD								
1986 (S.F.)	1	0	0.0	0	0								
1988 (S.F.)	2	0	0.0	0	0								
1989 (S.F.)	1	3	3.0	3t	1								
1990 (S.F.)	1	0	0.0	0	0								
1991 (S.F.)	1	3	3.0	3	0								
1993	1	0	0.0	0	0								
<b>Totals</b>	<b>7</b>	<b>6</b>	<b>0.8</b>	<b>3</b>	<b>1</b>								
Playoffs													
1986 (S.F.)	1	0	0.0	0	0								



**Alvin Harper**

WIDE RECEIVER • TENNESSEE  
 HT: 6-3 • WT: 208 • BORN: 7/6/67  
 D-1B FOR '91 • 4th YEAR



**PRO:** Within three years, Alvin Harper has established himself as one of the games best yards-per-catch receivers in the NFL. In fact, when playoff time rolls around, Harper stands alone at the top of the league's all-time roster of long ball threats. In the 1993 postseason, Harper became the NFL's all-time leader in receiving yards per catch. He now has a career playoff average of 25.4 yards per catch, surpassing Willie Gault (23.7 yards) who was the previous NFL career leader in that category. For the regular season in 1993, Harper led the NFC in average yards per reception with a 21.6 yard mark, and his closest NFC competitor (San Francisco's John Taylor) was nearly five yards per catch behind at 16.8. Harper was the only man among the NFC's leading receivers to average over 20 yards per grab, and he was second overall in the NFL to the Raiders James Jett (23.4). Last year was a landmark season for Harper as he established new career-highs for receptions (36), yardage (777) and touchdowns (5). He also set career single-game standards for yards (140, at Washington, 9/6), catches (6, at Phoenix, 9/19) and touchdowns (2, at Washington and vs. N.Y. Giants, 11/7). He had his most explosive career regular season outing in the season opener at Washington, catching five passes for 140 yards and a pair of scoring receptions that included a career-best 80 yarder. Two weeks later he collected a career-high six catches for the second best yardage outing of his career (136) at Phoenix (9/19). He earned an offensive game ball following a complete performance vs. the Giants (11/7) when he recorded two touchdown receptions of 28 and 50 yards to go along with a 46 yard pass completion to Michael Irvin in the fourth quarter that set up a Dallas touchdown. During the regular season of his three year career (91 total receptions), Harper has collected 27 passes of 20 yards or more, and 15 have gone for better than 30 yards. Yet, his long ball playoff productivity still remains his trademark: of his 21 career postseason grabs, eight have been for 35 yards or more (35, 38, 41, 38, 70, 45, 42 and 35). In 1992, Harper gradually became a big play threat

HARPER, *Cont.*


in his first full season as a starter. That progression culminated in a brilliant NFC Championship Game in San Francisco (1/17/93) where he made a pair of receptions that characterized his ability to shape the outcome of a game with just one or two big catches. In San Francisco, he made a leaping 38-yard reception, snatching the ball away from a 49er defender, to set up a Dallas touchdown on the opening drive of the second half. That score gave the Cowboys' a 17-10 lead they would not relinquish. Later in the game's waning moments, Harper ran a quick post route, took the pass from Aikman, and sprinted 70 yards toward the San Francisco goal line, setting up a Dallas touchdown that would crush all 49er hopes and vault the Cowboys into the Super Bowl. His three-catch 117 yard day set a new Dallas record for receiving average in a playoff game (39.0). He carried on his flair for the dramatic two weeks later with a 45 yard scoring reception in Super Bowl XXVII that gave Dallas a (38-17) lead in the fourth quarter and dashed any Bills' hopes of a comeback. During the 1992 season, Harper ranked fourth on the team in receptions with 35. He fell in behind Pro Bowlers Michael Irvin (78), Jay Novacek (whose 68 catches led all NFL tight ends) and Emmitt Smith (whose 59 receptions were tops among NFC running backs). Harper's yards-per-catch average of 16.1 was second only to Irvin's 17.9. Of the 86 players in the NFL who had 35-or-more catches in 1992, only seven had a higher yards-per-reception average than Harper. His top regular season outing of 1992 came at Phoenix (11/22), where he caught five passes for 88 yards and a touchdown that sealed the 16-10 victory. He collected his regular season career-long reception at the Raiders (10/25), snagging a 52-yarder from Troy Aikman. Nearly one fourth (8 of 35) of his receptions in '92 were made on third down. As a rookie in 1991, he started five games and finished the year ranked fifth on the team in receptions with 20 catches for 326 yards. When the Cowboys began their '91 regular-season home slate on Monday night against Washington (9/9), Harper made his first regular-season pro catch, a 29-yarder to set up a field goal that gave Dallas a 24-23 lead late in the third quarter. He suffered a jammed neck after a 23-yard catch against the Giants (9/29) and was forced to sit out the next game against Green Bay. After moving into the starting lineup in the ninth game of the year, Harper caught 17 passes for 263 yards over the final half of the regular season. Against Phoenix (11/3) in his first NFL start, Harper caught a 37-yard pass at the Cardinal's six-yard line to set up a touchdown and kept alive a drive to a fourth-quarter field goal with a 15-yard third-down grab for a first down. In Dallas' big win over the eventual Super Bowl champion Redskins at RFK (11/24), Harper caught a 39-yard pass on the Cowboys' first offensive play then, on fourth-down at the end of the first half, out jumped a crowd of Redskins in the end zone to snare a 34-yard touchdown pass, his first in the NFL. Harper finished the day with a season-high 101 yards receiving. In two postseason games Harper averaged a team-high 20.6 yards on seven catches, including a team playoff-long 45-yard catch at Chicago (12/29). He finished his rookie season with four catches of 34-or-more yards. Selected with the 12th overall choice, Harper was the second wide receiver (Herman Moore, Detroit) taken in the 1991 draft. GAMES/STARTS (regular season, playoffs): 1991 (15/5, 2/2), 1992 (16/13, 3/3), 1993 (16/15, 3/3). Total — 47/33, 8/8.

**COLLEGE:** A two-time All Southeastern Conference pick, Harper set a school mark for touchdown receptions in a season with eight in 1990 and tied the career touchdown catch record held by Tim McGee of 16. He finished his career fifth on the Volunteers' all-time receiving list with 102 catches. In his first collegiate start he caught a team-record 12 passes against Washington State in 1988. Against Auburn his senior year, Harper made an 82-yard touchdown grab, the third longest in school history.

**PERSONAL:** Alvin Craig Harper earned All-America honors at Frostproof, FL, High School, where he also set the Florida state high jump record with a leap of 7' 1". He earned his degree in psychology at Tennessee. Harper won the high jump title at the 1989 SEC Indoor Meet with a personal-best of 7' 2 1/2". He also competed in the 400-meter dash and anchored the 4x100 and the 4x400-meter relay teams. His brother, Willie, was a teammate at Florida A&M of Cowboys tackle Nate Newton. Alvin's brothers, Bobbie and Roosevelt, played basketball at Florida A&M.

## HARPER, Cont.

HARPER'S COWBOYS TOTALS						HARPER'S COWBOYS TOTALS					
Receiving						Passing					
Year	No.	Yds.	Avg.	Long	TD	Year	Att.	Comp.	Yds.	Long	TD
1991	20	326	16.3	39	1	1993	1	1	46	46	0
1992	35	562	16.1	52	4	<b>Playoffs</b>					
1993	36	777	21.6	80t	5	1993	1	0	0	0	0
<b>Totals</b>	<b>91</b>	<b>1,665</b>	<b>18.3</b>	<b>80t</b>	<b>10</b>	<b>Single-Game Career Highs</b>					
<b>Playoffs</b>						<b>Receptions — 6 @ Phoenix, 9/19/93</b>					
1991	7	144	20.6	45	0	<b>Yards Receiving — 140 @ Washington, 9/6/93</b>					
1992	5	203	40.6	70	1	<b>Long Reception — 80t @ Washington, 9/6/93</b>					
1993	9	186	20.7	42t	2	<b>TD Receiving — 2 twice, at Washington 9/6/93 and vs. N.Y. Giants, 11/7/93.</b>					
<b>Totals</b>	<b>21</b>	<b>533</b>	<b>25.4</b>	<b>70</b>	<b>3</b>						
Rushing											
Year	No.	Yds.	Avg.	Long	TD						
1992	1	15	15.0	15	0						
<b>Playoffs</b>											
1992	1	3	3.0	3	0						



## Dale Hellestrae

GUARD/CENTER • SMU  
 HT: 6-5 • WT: 283 • BORN: 7/11/62  
 TRADE, RAID '90 • 9th YEAR



**PRO:** Last season the Dallas special teams units were among the NFL's elite in a number of categories as punter John Jett finished the season third in the NFC in net punting average (37.7), kicker Eddie Murray established a new Dallas single season record by hitting 28 field goals in only 14 games and Joe Avezzano was named 1993 Special Teams Coach of the Year by the NFL's special teams coaches. At the center of all these great performances was Dale Hellestrae, the Cowboys deep snapper. While playing a position that only gets noticed when something goes wrong, Hellestrae has provided consistent snaps for all extra points, field goals and punts. Playing in every game over the past four seasons, Hellestrae has provided Dallas with a very dependable offensive lineman and deep snapper. Hellestrae, who ended the season with seven special tackles to lead all-non defensive players, added two more tackles in the postseason. With Hellestrae at center, the Cowboys special teams have flourished. In 1992 kicker Lin Elliott had the most points (119) by an NFL rookie in seven years, and punter Mike Saxon extended his regular-season string of consecutive punts without a block to 204. He saw his only duty with the offensive unit when he played right guard against Chicago (12/27). In 1991, he saw considerable action at center against Atlanta (12/22) when Mark Stepanoski was injured in the first half, playing an important role in Dallas' 31-27 come-from-behind victory. Hellestrae was acquired from the Los Angeles Raiders on August 20, 1990, for the Cowboys' seventh round draft choice in 1991. After struggling through training camp and the preseason trying to find a deep snapper, the Cowboys made the trade following the preseason game with the Raiders (8/18). Hellestrae, who has played every position on the offensive line during his pro career, backed up at both guard and center in 1990, while also deep snapping. He was signed as a Plan B free agent by the Raiders in February of 1989 after four seasons with Buffalo, but he spent the 1989 season on injured reserve after breaking his leg in training camp. Hellestrae had his most productive year in 1988 when he started at right guard in the final two games of the season and in the Bills' two playoff games, including the AFC Championship Game against Cincinnati. Drafted in the fourth round by Buffalo in 1985, Hellestrae missed the final 12 games of his rookie year with a broken thumb. He played in the first two games of 1986 before a broken wrist forced him to miss the next eight games. Hellestrae missed the 1987 season due to a hip injury. GAMES/STARTS (regular season, playoffs): 1985 (4/0-Buff), 1986 (8/0-Buff), 1987 (1R-Buff), 1988 (16/2, 2/2-Buff), 1989 (1R-Raid), 1990 (16/0), 1991 (16/0, 2/0), 1992 (16/0, 3/0), 1993 (16/0, 3/0). Total 92/2, 10/2 (Dallas 64/0, 8/0).

HELLESTRAE, *Cont.*

**COLLEGE:** A four-year letterman and two-year starter for Southern Methodist University, Hellestrae earned All-Southwest Conference honors as a senior in 1984. The Mustangs tallied a 45-5-1 record during his stint there and participated in the Cotton, Sun and Aloha Bowls. While at SMU, he played his college home games in Texas Stadium.

**PERSONAL:** Dale Robert Hellestrae (HELL-u-stray) was an all-state pick at Saguaro High School in Scottsdale, AZ. He spent one year at the Marine Military Academy in Harlingen, TX, after high school. Dale earned his degree in business administration from SMU and now owns and operates a Cookie Bouquet franchise in Phoenix. He and his wife Brooke have a daughter, Hillary (2/17/92).



## Chad Hennings

DEFENSIVE END • AIR FORCE  
HT: 6-6 • WT: 286 • BORN: 10/20/65  
D-11 FOR '88 • 3rd YEAR

95

**PRO:** With Jimmie Jones and Tony Casillas departing during the offseason via free agency, the Cowboys will look for Chad Hennings to fill the void on the defensive line. Hennings, saw action in 13 games at right defensive tackle after playing both tackle and end in 1992 and finished 1993 with 17 tackles and five quarterback pressures. Hennings did not play against Buffalo (9/12), and was deactivated at Phoenix (9/19) at N.Y. Giants (1/2). He had two tackles vs. Green Bay (10/3) and saw considerable action at right tackle in third down passing situations at Philadelphia (10/31). The next week against the N.Y. Giants (11/7), Hennings was a big factor in Dallas stopping the New York running game, playing almost half of the defensive snaps at right defensive tackle and recording new career-highs with three tackles and three quarterback pressures. He equalled that performance with three tackles while playing left tackle in passing situations vs. Phoenix (11/14). Hennings recorded two tackles while relieving Tony Casillas at left tackle vs. Philadelphia (12/6), and recorded a tackle and a quarterback pressure during limited playing time against the N.Y. Jets (12/18). In Super Bowl XXVIII against Buffalo (1/30), Hennings recorded a tackle, two quarterback pressures and a pass defended. The Outland Trophy winner as a senior at the Air Force Academy, Hennings, who had been away from football while serving a four-year Air Force commitment, made his return to football in 1992. He was deactivated for the first five games and was in uniform for Kansas City (10/18) but did not play. Following his deactivation for the Raiders (10/25), and Philadelphia (11/1), Hennings went to former Head Coach Jimmy Johnson and sought out an opportunity to play on special teams. That request provided him with his first opportunity to play in a meaningful game in five years as the wedge buster on special teams at Detroit (11/8). He supplied a couple of big hits on the way to tying for the team lead in special teams tackles that day. He also played some at defensive tackle against Detroit. He appeared some at defensive end against the Cardinals (11/22), N.Y. Giants (11/26), Eagles (1/10) and Buffalo (1/31). He had three additional tackles in postseason games. Hennings joined Dallas in June 1992, after the Pentagon shortened the duty time required for those who attended various academies. He followed the same path to the National Football League as former Cowboys Hall of Fame quarterback Roger Staubach, who joined Dallas in 1969 as a 27-year old rookie after a four-year hitch in the Navy. GAMES/STARTS (regular season, playoffs): 1992 (8/0, 3/0), 1993 (13/0, 2/0) Total - 21/0, 5/0.

**COLLEGE:** The 1987 All-America and Outland Trophy winner at the Air Force Academy, Hennings set a Western Athletic Conference record with 24 sacks to earn WAC Defensive Player of the Year honors. As a senior against Wyoming in the season opener, Hennings had seven tackles, three sacks, one fumble recovery and three batted passes including one that was intercepted.




HENNINGS, *Cont.*

**PERSONAL:** As a pilot of the A-10 tankbuster (also known as the "Warthog"), Hennings was stationed in London the two years preceding his arrival in Dallas. In the final days of the Gulf War, he escorted the planes that dropped supplies to the Kurds in northern Iraq and southern Turkey as part of "Operation Provide Comfort". He underwent pilot training at Sheppard Air Force Base in Wichita Falls, Tx, approximately 100 miles northwest of Dallas. He is a native of Elberon, IA (pop. 150), where he grew up on a 900-acre farm. He was a two-time, all-state football player and state-champion wrestler at Brenton Community High School. A former member of the 4-H Club and Future Farmers of America, Hennings earned his degree in management at the Air Force Academy. He and his Tammy have a son Chase and live in Coppell, TX.

## HENNINGS COWBOY TOTALS

Year	Tackles			QB Scks	Tkl/ Loss	Passes Def.	Fum. For.
	Solo	Asst.	Tot.				
1992	1	0	1	0	0	0	0
1993	6	11	17	0	5	0	0
Totals	7	11	18	5	5	0	0
<b>Playoffs</b>							
1992	0	0	0	0	1	0	0
1993	0	0	0	0	2	0	0
Totals	0	0	0	0	3	0	0



## Clayton Holmes

CORNERBACK • CARSON-NEWMAN  
HT: 5-10 • WT: 181 • BORN: 8/23/69  
D-3 FOR '92 • 3rd YEAR



**PRO:** A 100% healthy Clayton Holmes is expected to contribute in the Dallas secondary this season after missing the entire 1993 season after tearing ligaments in his right knee in the preseason game against the Raiders (8/14). The injury was similar to the one Bill Bates suffered in the 1992 season. Before his injury, Holmes had seven tackles, one quarterback pressure and three passes defended. He also returned six kickoffs for 135 yards and one punt for seven yards. Under the direction of the Cowboy medical staff and strength and conditioning coach Mike Woicik, Holmes had a successful rehabilitation program and was able to regain his speed by running a 4.32 in the 40-yard dash this spring. Coming out of tiny Carson-Newman, coupled with the fact that Holmes had only been a collegiate defense back for two years, the Cowboys knew they would have to be patient with him. He played in 15 games as a rookie and made his mark on special teams. He tied for second with 15 tackles on the coverage units and added six more in the postseason. Holmes, the Cowboys leading kickoff returner in the preseason (22.5-yard average), returned his first NFL kickoff 24 yards at Denver (12/6). He had a career long 28-yarder against Chicago (12/27). He played some on the special pass situation defense at Detroit (11/8) and with the nickel defense in the fourth quarter against the Giants (11/28). In Super Bowl XXVII, Holmes recorded three tackles on Buffalo's last possession of the game, and a fumble recovery at the Bills' 44-yard line when Leon Lett forced wide receiver Steve Tasker to fumble. Drafted in the third round (58th overall), Holmes came to Dallas as a two-time NAIA All-America selection for the Eagles, but his other two collegiate seasons were spent as a junior college quarterback. After joining the Cowboys, Holmes displayed his speed by running a 4.23 40-yard dash in Dallas' post draft mini-camp, the fastest 40 among both the Cowboys' rookies and veterans. **GAMES/STARTS** (regular season, playoffs): 1992 (15/0, 3/0), 1993 (IR), Total - 15/0, 3/0.

**COLLEGE:** As the South Atlantic Conference's Defensive Player of the Year as a senior, Holmes finished second in the NAIA and tied the Carson-Newman single season record with


HOLMES, Cont.

eight interceptions. His 199 yards in interception returns gave him 462 return yards for his career, establishing a school record. In his first season at cornerback, Holmes earned first-team NAIA All-America and All-SAC honors as he helped lead the Eagles to a 10-0 regular season record and All-SAC honors as he helped lead the Eagles to a 10-0 regular season record and into the second round of the NAIA playoffs. Before transferring to Carson-Newman, Holmes was a Junior College All-America quarterback at North Greenville, SC, Junior College.

**PERSONAL:** Holmes earned all-conference honors as a defensive back at Wilson High School in Florence, SC, and he set the South Carolina state record in the long jump. He was a management major at Carson-Newman. He and his wife live in Coppell, TX with their daughter Briana (1-9-93).

HOLMES' COWBOYS TOTALS

Tackles								QB Tkl/ Passes For.				Opponents' Fumbles Recovered				
Year	Solo	Ass.	Tot.	Scks	Press.	Loss	Def.	Fum.	Year	No.	Yds.	Avg.	Long	TD		
1992	1	0	1	0	0	0	0	0	1992	1	0	0.0	0	0		
<b>Playoffs</b>								<b>Kickoff Returns</b>								
1992	2	1	3	0	0	0	0	0	1992	3	70	23.3	28	0		



**Michael Irvin**

WIDE RECEIVER • MIAMI  
HT: 6-2 • WT: 205 • BORN: 3/5/66  
D-1 FOR '88 • 7th YEAR



**PRO:** Michael Irvin is a Pro Bowl wide receiver in the prime of a very fast moving and highly productive NFL career. He is nicknamed "The Playmaker," and it's a handle that fits. Over the past three seasons, Irvin has registered the top three single-season receiving performances in Dallas history with 1,523 yards in 1991, 1,396 yards in 1992 and 1,330 yards in 1993. He has also turned in the top three single-season totals for receptions with 93 in 1991, 78 in 1992 and 88 in 1993. Irvin's consistent ability to produce big numbers has him climbing the Cowboys career receiving charts with tremendous acceleration following his three Pro Bowl seasons (1991-1993). In 1993, he became only the second Dallas wide receiver in club history to be selected to three consecutive Pro Bowls, joining Bob Hayes (1965-67), and if Irvin is selected to go to Hawaii in 1994, he will become the first Cowboy wide receiver to ever earn four Pro Bowl berths. After just six years in the league, he has already moved into second place on the Cowboys' list of career 100-yard receiving games with 24—Tony Hill holds the record with 26. Irvin moved into fourth place on the Dallas career receiving yardage list last fall (5,694), and he currently stands fifth on the Cowboys' lifetime reception chart with 337. In 1993 he finished second on the NFL receiving yardage chart with 1,330 yards (Jerry Rice, 1,503), and his 88 catches were good for third in the league behind Sterling Sharpe (112) and Rice (98). He collected five 100-yard receiving games and now has 16 one hundred yard games in his last 39 regular season outings. He led, or tied for the team lead, in receptions or receiving yardage in 14 of the club's 19 games last year. He earned NFC Player of the Week honors while also establishing a new career-high for catches in a single game with 12 vs. San Francisco (10/17)—a total that tied him for the second highest single-game outing in club history. He also tied his own club mark for consecutive 100-yard receiving games by turning a hat trick vs. Green Bay (155 on 10/3), at Indianapolis (112 on 10/10) and a season high 168 vs. the 49ers on 10/17. Irvin was limited to just two touchdown receptions in the first 11 games of the regular season, but added five more in the Cowboys do-or-die five game winning streak down the stretch that secured the NFC Eastern Division crown. For the second straight season, Irvin led the Cowboys in postseason receptions (16) and receiving yardage (215), picking up nine receptions for 126 yards and one touchdown in the divisional playoff win against Green Bay (1/16). Of his 337 career receptions,

IRVIN, *Cont.*

82 have gone for 20 yards or more, 32 for 30 yards or more, 18 for 40-plus yards, 11 for 50-plus and seven for 60-plus. He currently has a streak of 49 straight regular season games with at least one reception. In 1992 he finished second in the NFL in receiving yardage and seventh in receptions, while topping all of the league's leading receivers with a yards per catch average of 17.9 (minimum of 55 catches). He added six more 100-yard receiving games during the regular season, and the highlight of those outings was a career high performance of 210 yards on eight catches (three touchdowns) vs. Phoenix (9/20). In that Cardinal game, Irvin registered touchdown receptions of 41, 4 and a career-best 87 yards (fourth longest in club history). He tied his own team record for consecutive 100-yard games (three) against Phoenix, Philadelphia (105 on 10/5) and Seattle (113 on 10/11), while topping the century mark at Detroit (114 on 11/8), at home against the Rams (168 on 11/15) and at Washington (105 on 12/13). He recorded six catches in each of the three postseason playoff games (18 total playoff receptions for 288 yards), and topped the year off with 114 yards and a pair of first half touchdown receptions in Super Bowl XXVII. He averaged better than 20 yards per catch in five of Dallas' 16 regular season games, and led the team in touchdown catches (7) in 1992 for the third straight season. In 1991, Irvin enjoyed one of the great receiving years in league history en route to earning consensus All-Pro recognition. The NFL Alumni Wide Receiver of the Year set new team season standards for receiving yards (a league leading 1,523 yards), and in doing so, he had the sixth highest receiving yardage total in NFL history to date. Irvin finished second in the NFL in receptions (93), a figure that was, at that time, the eighth best performance in league history. In addition Irvin set club marks for 100-yard receiving games in a season with seven, tied the Cowboys' record for consecutive 100-yard receiving games with three and caught a career-high eight touchdown passes, the most by a Cowboys player since 1985. In two postseason games, he led Dallas with nine catches for 167 yards. The first Cowboys wide receiver to play in the Pro Bowl since Tony Hill in 1985, Irvin caught eight passes for 125 yards and a touchdown to earn most valuable player honors in the all star game. More important than big numbers and accolades to Irvin were the clutch catches and wins. His most significant catches were against the NFL's best cornerbacks during the Cowboys' five-game winning streak to end the season and land a playoff berth for the first time since 1985. During that span Irvin caught 37 passes, including 11 on third or fourth down for a first down, for 649 yards and four touchdowns. Against Washington (11/24) at RFK, Irvin caught nine passes for 130 yards and one score working mainly against Darrell Green. He caught a 23-yard touchdown pass early in the final quarter then made a 13-yard grab on third-and-nine late in the game to keep alive Dallas' drive to the game-winning field goal. Four days later vs. Pittsburgh (11/28) and Rod Woodson, Irvin snared eight balls for 157 yards and a touchdown and was a big factor in the 10-point winning margin. After accounting for 34 yards in the 40-yard drive to a field goal early in the fourth quarter, he scored on a 66-yard catch that saw him change his route to avoid double coverage and break Woodson's tackle near the 10-yard line. Irvin's 29-yard catch on third-and-10 early in the fourth quarter against New Orleans (12/8) gave him team season records for catches and receiving yards, and maintained Dallas' drive to the game-winning field goal. In Philadelphia (12/15) against a secondary led by Eric Allen, Irvin brought in five passes for 92 yards and one touchdown. Midway through the fourth quarter against the Eagles, he caught a 36-yard pass to set up his four-yard touchdown catch, giving Dallas a 22-13 lead. In the season finale against a Falcons' squad with cornerback Deion Sanders, Irvin had what was then a single-game career-high for catches with 10 and turned in his second best career yardage day to date with 169 to earn NFC Offensive Player of the Week honors. Irvin caught a 58-yard touchdown pass on the game's first series and had five third-down catches that led to first downs, including two that sustained touchdown scoring drives, vs. Atlanta. In 1990 Irvin battled back from a torn anterior cruciate ligament in his right knee, which forced him to miss 14 games (last 10 in 1989, first 4 in 1990), to lead Dallas in yards per catch and record the team's longest reception. His 20.7 average was the highest by a Cowboys player since 1981 when Butch Johnson gained 22.1 yards per catch. Irvin, who scored on every fourth catch in 1990, made some key plays after returning to the active roster on October 9. He caught his first two passes of the season, including a 28-yard touchdown with 23 seconds left, in the Cowboys' game-winning drive against

**THE PLAYERS**

*IRVIN, Cont.*

Tampa Bay (10/21). Irvin returned to the starting lineup against San Francisco (11/11) and was a vital part of the club's march to four straight wins. Against the Rams (11/18) he caught touchdown passes from 61 and 10 yards, the Cowboys' first multiple touchdown catch game since Irvin snared a career-high three scoring passes at Washington as a rookie. On the drive to the deciding touchdown over New Orleans (12/2), Irvin made a 24-yard reception. Against Phoenix (12/16) he grabbed a 41-yard pass to set up Dallas' first touchdown and a 39-yarder to set up his own eight-yard touchdown catch. In 1989 Irvin was on a pace to collect 69 catches for 1,008 yards and leading the team in receiving yards and touchdown catches before suffering the season-ending knee injury against San Francisco (10/15). In 1988 Irvin, whose 20.4-yards-per-catch average led the NFC, became the first Cowboys rookie to start a season-opener at wide receiver since Bob Hayes in 1965. After missing two games due to a sprained ankle, Irvin caught six passes for 149 yards and three touchdowns at Washington (12/11) his rookie year. He was the 11th player selected and third wide receiver chosen, after Sterling Sharpe (Green Bay) and Tim Brown (Raiders), in the 1988 draft. **GAMES/STARTS** (regular season, playoffs): 1988 (14/10), 1989 (6/6), 1990 (12/7), 1991 (16/16, 2/2), 1992 (16/14, 3/3), 1993 (16/16, 3/3). Total - 82/69, 8/8.

**COLLEGE:** In just three seasons as a starter, Irvin set Miami career records for catches (143), receiving yards (2,423) and touchdown receptions (26). His 11 touchdown catches in 1986 is also a Hurricanes' record. In Miami's 1987 national championship season, Michael caught touchdown passes of 26 and 73 yards in the fourth quarter to hand No. 2-ranked Florida State its only loss and the game-winning touchdown in the Orange Bowl win over Oklahoma.

**PERSONAL:** A native of Fort Lauderdale, FL, Michael Jerome Irvin earned all-state honors at St. Thomas Aquinas High School. Also a fine basketball player, Irvin won several slam dunk contests in the Florida area while in college. Michael comes from a family of 17 children and grew up within three miles of fellow NFL stars Lorenzo White and the Blades brothers, Bennie and Brian. Irvin, who earned his degree in business management from Miami, appears in "Stay In School" posters sponsored by the Dallas All-Sports Association. He is the host of the Michael Irvin Show, a weekly television show that runs throughout the football season. In each of the past two training camps, Michael has teamed up with Southwest Airlines to fly nearly 100 under-privileged children to Austin to spend a day with the Cowboys. He and wife Sandi live in Carrollton, TX with their daughter.

**IRVIN'S COWBOYS TOTALS**

Receiving					Rushing				
Year	No.	Yds.	Avg.	Long TD	Year	No.	Yds.	Avg.	Long TD
1988	32	654	20.4	611 5	1988	1	2	2.0	2 0
1989	26	378	14.5	651 2	1989	1	6	6.0	6 0
1990	20	413	20.7	611 5	1992	1	-9	-9.0	-9 0
1991	93	1,523	16.4	661 8	1993	2	6	3.0	9 0
1992	78	1,396	17.9	871 7	Totals	5	5	1.0	9 0
1993	88	1,330	15.1	611 7					
<b>Totals</b>	<b>337</b>	<b>5,694</b>	<b>16.9</b>	<b>871 34</b>					

Playoffs				
Year	No.	Yds.	Avg.	Long TD
1991	9	167	18.6	25 0
1992	18	288	16.0	33 2
1993	16	215	13.4	27 1
<b>Totals</b>	<b>43</b>	<b>670</b>	<b>15.6</b>	<b>33 3</b>


Single-Game Career Highs				
Receptions	— 12 vs. San Francisco, 10/17/93			
Yards Receiving	— 210 vs. Phoenix, 9/20/92			
Average Per Rec.	— 26.3 vs. Phoenix, 9/20/92			
	@ Philadelphia, 10/5/92			
Long Reception	— 871 vs. Phoenix, 9/20/92			
TDs Receiving	— 3 vs. Phoenix, 9/20/92			
	@ Washington, 12/11/88			

**IRVIN GAME-BY-GAME**

1988					1989				
	Rec	Yds	Lg	TD		Rec	Yds	Lg	TD
L-@ Pittsburgh 9/4	3	73	351	1	L-@ New Orleans 9/10	4	53	19	0
L-@ Phoenix 9/12	1	47	47	0	L-@ Atlanta 9/17	5	115	651	1
L-N.Y. Giants 9/18	6	96	36	0	L-Washington 9/24	5	78	36	0
W-Atlanta 9/25	1	12	12	0	L-N.Y. Giants 10/1	0	0	0	0
L-@ New Orleans 10/3	1	19	19	0	L-@ Green Bay 10/8	6	72	22	1
L-@ Philadelphia 10/23	0	0	0	0	L-San Francisco 10/15	6	60	13	0
L-Phoenix 10/30	0	0	0	0					
L-@ N.Y. Giants 11/16	3	28	12	1	1990	0	0	0	0
L-Minnesota 11/13	2	42	28	0	L-@ Phoenix 10/14	0	0	0	0
L-Cincinnati 11/20	4	94	31	0	W-@ Tampa Bay 10/21	2	42	28	1
L-Houston 11/24	1	22	22	0	L-Philadelphia 10/28	2	36	29	1
L-@ Cleveland 12/4	2	37	19	0	L-@ N.Y. Jets 11/4	4	93	51	0
W-@ Washington 12/11	6	149	611	3	L-San Francisco 11/11	1	10	10	0
L-Philadelphia 12/18	2	35	18	0	W-@ L.A. Rams 11/18	2	71	611	2

IRVIN, Cont.

1990 (Cont.)					1992 (Cont.)				
	Rec	Yds	Lg	TD		Rec	Yds	Lg	TD
W-Washington 11/22	3	30	121	1	W-Philadelphia 11/1	2	29	21	0
W-New Orleans 12/2	1	24	24	0	W-Detroit 11/8	5	114	57	1
W-Phoenix 12/16	4	91	41	1	L-L.A. Rams 11/15	8	168	49	0
L-@ Philadelphia 12/23	0	0	0	0	W-@ Phoenix 11/22	1	18	18	0
L-@ Atlanta 12/30	1	16	16	0	W-N.Y. Giants 11/24	4	37	21	0
1991					W-@ Denver 12/6	6	62	15	2
W-@ Cleveland 9/1	9	123	23	1	L-@ Washington 12/13	5	105	40	0
L-Washington 9/9	4	44	21	1	W-@ Atlanta 12/20	6	89	37	0
L-Philadelphia 9/15	1	4	4	0	W-Chicago 12/27	5	46	13	0
W-@ Phoenix 9/22	3	68	26	0	Playoffs				
W-N.Y. Giants 9/29	6	91	30	1	W-Philadelphia 1/10/93	6	88	33	0
W-@ Green Bay 10/6	5	69	19	0	W-@ San Francisco 1/17/93	6	86	21	0
W-Cincinnati 10/13	6	148	61	0	W-Buffalo 1/31/93	6	114	25	2
L-@ Detroit 10/27	8	143	22	0	1993				
W-Phoenix 11/3	4	52	25	0	L-@ Washington 9/6	7	88	18	0
L-@ Houston 11/10	7	84	20	1	L-Buffalo 9/12	8	115	22	0
L-@ N.Y. Giants 11/17	3	48	22	0	W-@ Phoenix 9/19	5	74	22	0
W-@ Washington 11/24	9	130	231	1	W-Green Bay 10/3	7	155	611	1
W-Pittsburgh 11/28	8	157	661	1	W-@ Indianapolis 10/10	7	112	30	0
W-New Orleans 12/8	5	101	29	0	W-San Francisco 10/17	12	168	361	1
W-@ Philadelphia 12/15	5	92	36	1	W-@ Philadelphia 10/31	3	36	21	0
W-Atlanta 12/22	10	169	581	1	W-N.Y. Giants 11/7	3	74	46	0
Playoffs					W-Phoenix 11/14	4	63	18	0
W-@ Chicago 12/29	4	83	25	0	L-@ Atlanta 11/21	1	5	5	0
L-@ Detroit 1/5/92	5	84	18	0	L-Miami 11/25	3	31	11	0
1992					W-Philadelphia 12/6	6	90	21	1
W-Washington 9/7	5	89	29	0	W-@ Minnesota 12/12	8	125	37	1
W-@ N.Y. Giants 9/13	4	73	271	1	W-@ N.Y. Jets 12/18	6	91	421	2
W-Phoenix 9/20	8	210	871	3	W-Washington 12/26	5	53	16	1
L-@ Philadelphia 10/5	4	105	59	0	W-@ N.Y. Giants 1/2/94	3	50	22	0
W-Seattle 10/11	6	113	24	0	Playoffs				
W-Kansas City 10/18	6	84	22	0	W-Green Bay 1/16/94	9	126	27	1
W-@ L.A. Raiders 10/25	3	54	26	0	W-San Francisco 1/23/94	2	23	12	0
					W-Buffalo 1/30/94	5	66	20	0



**Jim Jeffcoat**

DEFENSIVE END • ARIZONA STATE  
 HT: 6-5 • WT: 280 • BORN: 4/1/61  
 D-1 FOR '83 • 12th YEAR



**PRO:** Consistency and longevity are two of the trademarks of Jeffcoat, who leads all active Cowboys with 669 career tackles and, with six sacks in 1993 (second on the team), also leads the team in career NFL sacks with 86½. Jeffcoat has played in 110 straight games to lead the team and has started more NFL games (126) than any current Cowboys player. After coming to Dallas in 1983 as a first-round draft choice, Jim Jeffcoat has toiled through losing seasons, the transition from Tom Landry to Jimmy Johnson to Barry Switzer and back-to-back Super Bowl titles. Since September 3, 1984, when Jim Jeffcoat walked to the line of scrimmage against the L.A. Rams in his first NFL start, sixteen different players have lined up next to him as starters on the defensive front four for Dallas, and countless others have played back-up roles on these same defensive lines. Jeffcoat himself has been part of those changes moving from a reserve role as a rookie to the starting lineup for eight consecutive seasons and then back to a reserve role at defensive end in 1992, replacing Tony Tolbert at left end in the Dallas nickel defensive package. In 1993 his 41 tackles led all non-starters along the defensive line, and he also finished second on the team in quarterback pressure with 26. Over the past five seasons his 360 tackles lead all defensive linemen, proving Jeffcoat is one of Dallas' most valuable defensive linemen as a starter or reserve. As a pass rush specialist, Jeffcoat recorded a 22 yard loss on a sack of Green Bay's Brett Favre (10/3), and against the Giants (11/7) he recorded two sacks of Phil Simms, his first multiple sack game in almost a year. Jeffcoat earned first start of 1993 the next week at right end against Phoenix (11/14) when Charles Haley was slowed by a back injury. Haley's back

JEFFCOAT, *Cont.*

also netted Jeffcoat back-to-back starts in December against Philadelphia (12/6), recording 4 tackles and team high five quarterback pressures, and at Minnesota (12/12), recording two tackles and leading the team with two quarterback pressures. If Jeffcoat's play in January 1994 is any indication, he is not yet done playing football. In the season finale at the Meadowlands against the New York Giants (1/2), he stepped in at right end and went on to lead the defensive line with seven tackles, two sacks, a forced fumble and three quarterback pressures, marking his second multiple sack game of the season against the Giants. It was Jeffcoat's finest game of the year and clinched the NFC Eastern Division title for the Cowboys. In the postseason he went on to log at least a half sack in all three playoff games, finishing with 2 1/2. He recorded three tackles, a sack and knocked down a pass against Green Bay (1/16) before adding three tackles, a half sack, a tackle for a loss and three quarterback pressures against Buffalo (1/30) in Super Bowl XXVIII. Early in the third quarter on a key third-down play in that game, he teamed with Haley to sack Jim Kelly for a 13 yard loss. In 1992, his first year as a reserve behind Tolbert, Jeffcoat led the team and was ninth in the NFC with 10 1/2 sacks, more than he had in 1990 and 1991 combined and the highest total by a Dallas player since his 11 1/2 sacks in 1989. As a pass rush specialist, Jeffcoat flourished, recording two sacks and a tackle for a loss against Seattle (10/11), his first multiple sack game since 1989. Two weeks later against the Raiders (10/25), he had two more sacks and two forced fumbles, the most forced fumbles in a game by a Cowboys player since 1990. As one of three Cowboys with three forced fumbles on the year, he tied for the team lead in that department. His 42 tackles placed him fourth among defensive linemen in stops, and he led the team in tackles for a loss with six. After starting the season opener against Washington (9/7), Jeffcoat moved into a reserve role, but filled the position so well he was named to Pro Football Weekly's all-backup team at defensive end. During the season, Jeffcoat even played some at tackle in passing situations, his first return to the tackle spot since 1986. Jeffcoat earned two starts midway through the season against the Rams (11/15) and Cardinals (11/22) when Haley was slowed by injuries. He made the most of those opportunities, recording a season-high nine tackles and two sacks against Phoenix. That game marked Jeffcoat's third multiple sack game of the season, and the fifth consecutive game in which he recorded a sack, the longest sack streak by a Cowboys player since Ed Jones went six consecutive games in 1982. For 1991 he tied for the team lead among defensive linemen in batted passes with a single-season career-high five and was tied for third on the team in quarterback pressures with 14. Perhaps one of the club's biggest defensive plays of 1991 came against the New York Giants (9/29) when, on third-and-one at the Dallas six-yard line, Jeffcoat teamed with Ken Norton to throw Rodney Hampton for a five-yard loss, forcing the Giants to settle for a field goal in the Cowboys 21-16 victory over the defending Super Bowl champions. Over the years Jeffcoat has become almost as big a threat offensively as he is defensively. After being on the receiving end of tipped passes for two interception returns for touchdowns in his career, Jeffcoat moved to the role of tipper in 1991, knocking a Boomer Esiaison pass into the hands of linebacker Dixon Edwards who returned it 36 yards for a touchdown against Cincinnati (10/13). Late in the 1990 season against New Orleans (12/2), Jeffcoat suffered a compound fracture in his right hand, but stayed in the game and recorded two key tackles behind the line of scrimmage. Limited the final three weeks of the season by the injury, he still finished second on the team in quarterback pressures with 28 and second among defensive linemen in tackles with 65. He recorded the sixth double digit tackle game of his career with 10 stops at the N.Y. Giants (9/30). In the 1989 season finale against Green Bay (12/24), Jeffcoat tallied three sacks, the most by a Cowboys' player since 1987. For the season he recorded a career-high 100 tackles, including a 12 tackle performance versus Philadelphia (11/23), his best since recording 13 against Washington in 1985. Also in 1989 against Washington (9/24) Jeffcoat scored his fourth career touchdown, rambling 77 yards with a fumble recovery. Jeffcoat set up three scores with his team-high 3 1/2 forced fumbles in 1988. In 1987 he returned a Phil Simms pass, that was tipped by Ed Jones, 26 yards for a touchdown. In 1986 Jeffcoat led Dallas with a career-high 14 sacks. The Simms-to-Jones-to-Jeffcoat combination worked for the first time in 1985 when Jeffcoat went 65 yards with an interception. He recorded a single-game club-record five sacks against the Redskins at Washington in 1985. Jeffcoat's initial NFL touchdown came when he fell on a fumble in the end

## JEFFCOAT, Cont.

zone to send the game into overtime against New Orleans in 1984. Jeffcoat is a native of New Jersey along with fellow end Tony Tolbert. GAMES/STARTS (regular season, playoffs): 1983 (16/0, 1/0), 1984 (16/16), 1985 (16/16, 1/1), 1986 (16/16), 1987 (12/12), 1988 (16/15), 1989 (16/16), 1990 (16/13), 1991 (16/16, 2/2), 1992 (16/3, 3/0), 1993 (16/3, 3/0). Totals - 172/126, 10/3.

**COLLEGE:** A three-year starter at Arizona State, Jeffcoat earned All-PAC 10 and honorable mention All-America honors after anchoring the 1982 Sun Devil defense that led the nation. He was named outstanding defensive player in Arizona State's 1983 Fiesta Bowl victory over Oklahoma recording 16 tackles, a forced fumble and a sack, and in September, 1991 he was named to the All-time Fiesta Bowl team.


**PERSONAL:** From a family of six children, James Wilson Jeffcoat, Jr., is a Cliffwood, NJ, native who earned All-America honors at Matawan Regional High School. He also lettered in wrestling. In October, 1991 his high school retired his football jersey, No. 79, and he was also awarded the New Jersey Sportswriter's Association Unsung Hero Award for his community service in 1991. Jeffcoat, who was the Cowboys' 1986, 1987, 1990 and 1992 Man of the Year nominee, works with Special Olympics, Make-A-Wish Foundation, the Leukemia Society, Children's Cancer Fund and the Boys Clubs. He earned his bachelors degree in communications and his Masters degree in Business Administration from Arizona State. Jim and wife Tammy have three children - Jaren (10/1/87) and twins Jackson and Jacqueline (12/26/90).

## JEFFCOAT'S COWBOYS TOTALS

Year	Tackles			Tkl/ Loss	Scks	QB Press	Passes Def.	For. Fum.
	Solo	Asst.	Tot.					
1983	3	0	3	-	2	-	0	0
1984	50	32	82	-	11 1/2	-	2	1
1985	50	27	77	-	12	-	1	1
1986	46	19	65	-	14	-	2	1
1987	30	14	44	-	5	-	3	1
1988	52	28	80	-	6 1/2	-	1	3 1/2
1989	65	35	100	-	11 1/2	42	3	0
1990	42	23	65	-	3 1/2	28	2	1
1991	36	34	70	4(-7)	4	14	5	2
1992	23	19	42	6(-10)	10 1/2	16	1	3
1993	23	18	41	2(-11)	6	26	1	1
Totals	420	249	669	12(-28)	86 1/2	126	21	14 1/2
Playoffs								
1985	6	2	8	-	0	-	1	0
1991	4	3	7	1(-1)	1	3	1	0
1992	7	1	8	0	2	5	0	2
1993	5	3	8	1(-4)	2 1/2	6	1	0
Totals	22	9	31	2(-5)	5 1/2	14	3	2

Year	Interceptions			
	No.	Yds.	Avg.	Long TD
1985	1	65	65.0	65t 1
1987	1	26	26.0	26t 1
Totals	2	91	45.5	65t 2

Year	Opponents' Fumbles Recovered			
	No.	Yds.	Avg.	Long TD
1984	1	0	0.0	0 1
1985	2	0	0.0	0 0
1986	2	0	0.0	0 0
1987	2	8	4.0	8 0
1989	3	77	25.7	77t 1
1990	1	28	28.0	28 0
Totals	11	113	10.3	77t 2



## John Jett

PUNTER • EAST CAROLINA  
HT: 6-0 • WT: 184 • BORN: 11/11/68  
FA FOR '93 • 2nd YEAR



**PRO:** As a free agent punter, on year removed from East Carolina University, John Jett came to Austin in July of 1993 to try to win a wide open battle for the opportunity to punt for the defending Super Bowl Champion Dallas Cowboys. Jett not only won the job, but he performed all year long with the pose and patience of a seasoned NFL veteran. Jett responded to the challenge of the highest level by finishing the season ranked third in the NFC in net punting average with a 37.7 mark. He also had the highest net punting average by a Dallas player since 1964 (Billy Lothridge-37.9). Jett had 22 of his 56 punts (39.3% downed inside the 20 yard line and closed a very successful rookie campaign with a 41.8 gross punting average. His efforts helped the Cowboys finish the '93 regular season ranked No. 2 in the NFL with an opponents' punt return average of just 5.3 yards. He averaged better than 50 yards per punt in three games in 1993: Green Bay

## JETT, Cont.


(53.0 on 10/3), N.Y. Giants (50.3 on 11/7) and Washington (51.0 on 12/26), while dipping below 40 yards per effort in just six games. Jett enjoyed perhaps his finest overall outing at Atlanta on 11/21 when punted six times for a 49.5 yard average, had four punts downed inside the 20 and turned in his second best career effort with a 58 yarder. His 49.2 yard net at the Georgia Dome was his second best of the season. He also flourished in another indoor outing in Indianapolis (10/10), punting four times for a 46.5 yard average with four kicks inside the 20 and a career long 59 yard effort. In three post season games, he never dipped below 41 yards per kick in gross average, and he compiled a 42.7 gross clip in the playoffs. GAMES/STARTS (regular season, playoffs): 1993 (16/0, 3/0).

**COLLEGE:** In four seasons at East Carolina, Jett established himself as the top punter in school history, setting a Pirates career mark for punting average (40.1). During his stay at ECU, Jett posted two of three best single season averages in school history. As a senior, he had a season high 51.3 yard average against Memphis State on his way to establishing a school record 42.2 yards per punt average on the season. He earned honorable mention All-America honors following that senior campaign in 1991. As a junior, he had five punts downed inside the 20 yard line against Louisiana Tech, and averaged a season high 46.0 yards on three punts against Cincinnati. As a sophomore, Jett logged 71 punts, fourth highest in school history, for a 40.2 yard average, including 25 inside the 20. Jett earned a spot on the ECU squad as a walk-on.

**PERSONAL:** Born in Richmond, VA, John Jett starred in football and baseball at Northumberland High School in Heathsville, VA. He earned first team all-state honors as an outfielder and pitcher. John majored in finance at East Carolina. He and wife, Jacqueline live in Irving, TX.

## JETT'S COWBOY TOTAL

Year	No.	Yards	Long	Average	TB	Blocked	Returned	Ret. Yards	Inside	Net
1993 .....	56	2,342	59	41.8	3	0	32	169	20	37.7
Playoffs										
1993 .....	11	470	48	42.7	2	0	4	73	3	32.4



## Daryl Johnston

FULLBACK • SYRACUSE  
HT: 6-2 • WT: 238 • BORN: 2/10/66  
D2 FOR '89 • 6th YEAR



**PRO:** After earning the respect and admiration of his teammates for his contribution to the Dallas offense, Daryl "Moose" Johnston finally received national recognition for his play in 1993, becoming the first fullback selected to the NFC Pro Bowl team. The honor was not for Johnston's running ability as he was quick to point out. "I've probably got the worst stats of anybody who has ever gone to a Pro Bowl," said Johnston. "I don't think there has ever been a back who has gained fewer than 100 yards and still made the Pro Bowl. I've got the record." It was not for his ability to carry the ball Johnston went to Hawaii or earned All-Pro honors from Sports Illustrated, but instead for his powerful blocking and the fact he finished third on the team with 50 catches. Over the past four seasons as the lead blocker, he has helped guide Emmitt Smith to 5,699 rushing yards, four Pro Bowl appearances, and the 1991, 1992 and 1993 NFL rushing titles. Blocking is not the only skill in Johnston's jack-of-all trades repertoire. For the third consecutive season he posted single-season career-numbers with 50 receptions for 372 yards in 1993. He finished fifth in NFC in receptions among running backs, and he topped his single-season career-highs of 32 catches and 249 yards from 1992 in Week 11. He amassed 446 total yards from scrimmage (74 rushing, 372 receiving) to top his single-season career-high of 345 from 1989 (212 rushing, 133



JOHNSTON, *Cont.*

receiving). Early in the 1993 season it became apparent Johnston was going to have a career-year catching the ball as when he posted six catches for 49 yards at Phoenix (9/19), breaking his career-highs in both categories. Two games later he recorded his only touchdown reception of the season among his five catches for 37 yards at Indianapolis (10/10). But as the weather turned colder Johnston began to turn up the heat. On Thanksgiving Day against Miami (11/25), Johnston posted his best day as a Cowboy, leading the team with career-highs in receptions (11) and yards (75) as the Cowboys fell to the Dolphins 16-13. The following week against Philadelphia (12/6) he scored his second career rushing touchdown on a two-yard run. He also had a season long 20 yard reception to set up a second quarter field goal in that game. Johnston didn't stop there however, scoring another rushing touchdown at Minnesota (12/12) the very next week. For the third consecutive week, Johnston had a rushing touchdown when he scored at the N.Y. Jets (12/18), this after scoring just one rushing touchdown in his first 75 career regular season games. For his career, Johnston's eight touchdown catches and 12 total touchdowns are the fourth highest active total on team. In the postseason, Johnston recorded six receptions for 43 yards and three carries for 12 yards vs. Green Bay (1/16). Entering that game he had recorded just nine catches for 57 yards in five career postseason games. Despite nagging injuries that required off-season surgery following both the 1991 (left knee) and 1992 (right shoulder) seasons, Johnston is somewhat of an iron man, having never missed a game in his NFL career — playing in 88 straight including playoffs. That mentality has earned him the respect of his teammates and in 1992 they selected him to receive the Ed Block Courage Award, given to the player who demonstrated unusual courage in dealing with injuries. In 1992 he opened the season with four receptions for 39 yards in the Monday night win over the Redskins (9/7) and a career-long 14 yard run. Of his five offensive plays (4 catches, 1 carry) against Washington, four went for first downs, including two on third down plays. Johnston has established a trend throughout his career on third down where he is 13-of-15 in third down carries for a first down. Not to be limited to third down, he ran 13 yards for a first down with a fake punt at Washington (12/13) on fourth-and-six. Johnston had one of his most important days as a Cowboys against San Francisco (1/17) in the NFC Championship Game when first he recovered a fumble on punt coverage at the 49ers' 22-yard line to set up Dallas' first score and then in the third quarter recorded his second career rushing touchdown with a three yard dive, putting Dallas up 17-10. Although his special teams duties were reduced in 1992, from 1989-91 only Bill Bates (64 tackles) recorded more special teams stops than Johnston's 32. In 1991 he touched the football 45 times (17 rushes, 28 receptions), and 21 times he came away with a first down (six rushing, 15 receiving). Johnston led the team in receptions with four catches for a career-high 47 yards against Phoenix (9/22), and two weeks later at Green Bay (10/6) he had another four catches for 47 yards. A valuable contributor on the Cowboys' kick coverage units, Johnston tied for fourth on the team, and led all non-defensive players, in special teams tackles with ten. In the 1990 season opener against San Diego (9/9), the ever versatile Johnston lined up at both fullback and running back. Against New Orleans (12/2) Johnston hauled in a five-yard reception for the game winning touchdown in the fourth quarter of Dallas' 17-13 victory, and the following game against Phoenix (12/16) Johnston recorded his first NFL rushing touchdown on a six-yard dash in the fourth quarter. Over the final six weeks of the 1989 season, Johnston gained 194 yards on 56 carries and caught a team-high three touchdown passes. Johnston, often the lone back in passing situations, also helped the Cowboys offensive line hold opponents to 30 sacks. At Green Bay (10/8) Johnston became the first Cowboys rookie to start at fullback since Timmy Newsome in 1980. He recorded his first pro touchdown on an six yard reception against Miami (11/19), and in the season finale against Green Bay (12/24) Johnston recorded a career-high 60 yards rushing. A second round draft pick, Johnston was drafted higher than any Syracuse running back since Larry Csonka was taken in the first round by Miami in 1968. GAMES/STARTS (regular season, playoffs): 1989 (16/10), 1990 (16/0), 1991 (16/14, 2/1), 1992 (16/16, 3/3), 1993 (16/16, 3/3). Total - 80/56, 8/7.

**COLLEGE:** An All-America and All-East pick at Syracuse in 1988, Johnston rushed for 1,830 yards and caught 46 passes during his collegiate career. Against Boston College in 1988 the senior co-captain gained a career-high 138 yards rushing, the most by a Syracuse back since


JOHNSTON, Cont.

Larry Csonka rushed for 154 yards in 1967. The Orangemen won 21 games during Johnston's final two seasons.

**PERSONAL:** Daryl Peter Johnston was named Western New York player of the year in 1983 while playing for Lewiston-Porter High School in Youngstown, NY. Daryl graduated first in his class of 290 students with a 4.0 grade-point average. His sister JoAnn played goaltender for the University of Rochester soccer team, which won two national championships. He earned his degree in economics from Syracuse.

JOHNSTON'S COWBOYS TOTALS											
Rushing					Receiving						
Year	No.	Yds.	Avg.	Long	TD	Year	No.	Yds.	Avg.	Long	TD
1989	67	212	3.2	13	0	1989	16	133	8.3	28	3
1990	10	35	3.5	8	1	1990	14	148	10.6	26	1
1991	17	54	3.2	10	0	1991	28	244	8.7	22	1
1992	17	61	3.6	14	0	1992	32	249	7.8	18	2
1993	24	74	3.1	11	3	1993	50	372	7.4	20	1
<b>Totals</b>	<b>135</b>	<b>436</b>	<b>3.2</b>	<b>14</b>	<b>4</b>	<b>Totals</b>	<b>140</b>	<b>1,146</b>	<b>8.2</b>	<b>28</b>	<b>8</b>
Playoffs					Playoffs						
1991	1	3	3.0	3	0	1991	2	9	4.5	6	0
1992	4	11	2.8	4	1	1992	7	48	6.9	10	0
1993	8	25	3.1	5	1	1993	10	74	7.4	12	0
<b>Totals</b>	<b>13</b>	<b>39</b>	<b>3.0</b>	<b>5</b>	<b>2</b>	<b>Totals</b>	<b>19</b>	<b>131</b>	<b>6.9</b>	<b>12</b>	<b>0</b>

**Regular Season Single-Game Bests**  
 Rush Yards — 60 vs. Green Bay, 12/24/89  
 Rush Attempts — 15 vs. Green Bay, 12/24/89  
 Long Rush — 14 vs. Washington, 9/7/92  
 Receptions — 11 vs. Miami, 11/25/93  
 Yards Receiving — 75 vs. Miami, 11/25/93  
 Long Reception — 28 at Kansas City, 10/22/89



**Robert Jones**

LINEBACKER • EAST CAROLINA  
 HT: 6-2 • WT: 238 • BORN: 9/27/69  
 D-1B FOR '92 • 3rd YEAR



**PRO:** In 1994, Robert Jones will again be the man in the middle. With Pro Bowler Ken Norton lost to free agency, Jones will return to the middle linebacker spot he held during his rookie year. He brings with him the 15 games of experience he gained while manning the middle of the Cowboys defense in 1992, a year the team ranked at the top of the league in run and overall defense. Jones started 1993 with a career high tying 16-tackle performance in the season opener at Washington (9/6) and the next week vs. Buffalo (9/12), he led the team with 11 tackles, becoming the first player with back-to-back double-digit tackle games since September 1991. Following the game at Phoenix (9/19), Jones was moved to the back-up linebacker spot behind Norton. Jones went on to see plenty of special teams play and finished the season with four special teams tackles. He also played linebacker in goal-line and short yardage situations and was a big part of a Dallas defense that set a club record for fewest touchdown allowed in a season with 21. Jones fulfilled many of the expectations placed on him in 1992 by finishing second on the team in tackles with 108 and recording one sack, two tackles for losses, four quarterback pressures, one pass defended and one fumble recovery. His output in 15 games and 13 starts earned him NFC Defensive Rookie of the Year honors from UPI. Although Jones was slowed by a strained right groin in training camp, he was in the starting lineup to open the season against Washington (9/7) and became the first rookie defender to start a Dallas season opener since Ron Francis in 1987. He was also the first rookie linebacker to start a season opener for the Cowboys since Lee Roy Jordan in 1963. With 18 tackles to his credit after the first three games, Jones stepped up his production by swarming ball carriers at Philadelphia (10/5) and recording 16 tackles and one tackle for a loss. Not since Eugene Lockhart had 17 on December 2, 1984

JONES, Cont.

at Philadelphia had a rookie recorded as many tackles for Dallas. He duplicated the 16-tackle yield vs. Kansas City (10/18). His sack against Seattle (10/11) was the first by a rookie linebacker since Lockhart against Washington, Dec. 9, 1984. Beginning with the game at Philadelphia (10/5), Jones led the team in tackles in the next four games—totaling 50 during that span. By the time the Cowboys won 16-10 at Phoenix (11/22), Jones had posted 88 tackles to surpass Lockhart's club rookie record of 86 tackles in 1984. He was de-activated for the Atlanta game (12/21) due to Dallas' use of the nickel defense. His top outing during the playoffs was in the first-round game against Philadelphia (1/10/93) when he tied for the team lead with seven tackles. When Jones came to Dallas in the first round (24th overall) of the draft he brought 4.6 speed in the 40, the strength to bench press 500 pounds and the agility in the form of a 38-inch vertical jump. GAMES/STARTS (regular season, playoffs): 1992 (15/13, 3/3) 1993 (13/3, 2/0). Totals — 28/16, 5/3.

**COLLEGE:** As a unanimous first-team All-America in 1991 and a finalist for the Dick Butkus award, given annually to the nation's top collegiate linebacker, Jones ended his career with 478 tackles. The second-highest total in East Carolina history included 151 tackles in his senior season while leading the Pirates to a 12-1 record and a No. 9 national ranking. He wrapped up his college career with 16 tackles, and interception and a blocked extra point in ECU's 37-34 victory over North Carolina State in the Peach Bowl. He also participated in the East-West Shrine Game after the season.

**PERSONAL:** A four year letterman at Nottaway High School in Blackstone, VA, Robert Lee Jones recorded 120 tackles and led his team to the 2A state championship as a senior. Jones, an honor roll student, spent a year at Fork Union Military Academy before moving to East Carolina. He was a criminal justice major in college and attended East Carolina during the spring semester following the 1993 season. He and wife Maneesha have a son, Cayleb (3/21/93).

JONES' COWBOYS TOTALS														
Year	Tackles				QB Press.	Tkl/ Loss	Passes For.	Def.	Fum.	Opponents' Fumbles Recovered				
	Solo	Ast.	Tot.	Scks.						No.	Yds.	Avg.	Long	TD
1992	55	53	108	1	4	2(-2)	1	0		1	0	0.0	0	0
1993	16	20	36	0	0	2(-2)	0	0						
<b>Totals</b>	<b>71</b>	<b>73</b>	<b>144</b>	<b>1</b>	<b>4</b>	<b>2(-4)</b>	<b>1</b>	<b>0</b>						
<b>Playoffs</b>														
1992	7	6	13	0	1	0	0	0						



**Derek Kennard**

GUARD • NEVADA-RENO  
HT: 6-3 • WT: 320 • BORN: 9/9/62  
UFA (N.O.) '94 • 9th YEAR



**PRO:** The Dallas Cowboys signed guard/center Derek Kennard as an unrestricted free agent April 18 to replace guard Kevin Gogan who left as an unrestricted free agent to join the L.A. Raiders. Kennard was one of the few linemen Dallas had singled out in the free agent market. He comes to the Cowboys after three seasons with the New Orleans Saints. Where he has started 102 of 108 games at right guard, left guard or center during his NFL career, including the past 32 straight games. Last season Kennard started the first 14 games of the season at right guard before moving to center in place of an injured Joel Hilgenberg in Week 15. He returned to guard for the season finale. Originally acquired from Phoenix in a trade by the Saints during training camp in 1991, Kennard stepped in and earned a starting spot at right guard by the regular season opener. He tore his pectoral muscle lifting weights after the third week of the season and missed the remainder of the year. He came back in 1992 and earned second-team All-Pro honors after starting all 16 games at right guard. He played every snap from Week Six through Week 15, but was forced out of the season finale at the New York Jets (12/26) with a sprained ankle. Kennard

KENNARD, *Cont.*

began his professional football career with the Los Angeles Express of the United State Football League in 1984. The Cardinals made him their second pick in the 1984 USFL Supplemental Draft. He worked his way into the starting lineup for 10 of the 15 games he played in 1986, including seven starts at left guard. In 1987, Kennard missed the season opener, but then started the final 11 weeks of the season at center. His durability at center carried over into the 1988 season when he was the only offensive lineman to play every down from scrimmage, despite suffering a fractured little finger vs. Cleveland (10/23). He also started all 14 games in which he played at center in 1989. In 1990 he made the switch from center to left guard and missed just two offensive plays the entire season. GAMES/STARTS: 1986 (15/10-Card.), 1987 (12/11-Card.), 1988 (16/16-Card.), 1989 (14/14-Card.), 1990 (16/16-Card.), 1991 (3/3-N.O.), 1992 (16/16-N.O.), 1993 (16/16-N.O.). Total - 108/102.

**COLLEGE:** Kennard was a two-time all-Big Sky Conference selection and a Division I-AA All-America as a senior for the Wolfpack in 1983, where he lined up opposite defensive end Charles Mann in Nevada-Reno practices.

**PERSONAL:** Derek Craig Kennard, starred at Edison High School in Stockton, CA. He shot several episodes of the HBO series "First and Ten" during the summer of 1986 along with players including O.J. Simpson, Marcus Allen and Mike Sherrard. Kennard is on the Board of Directors of the Boys and Girls Club of Phoenix, and he sponsors an annual football camp in Phoenix for underprivileged children. Born in Stockton, CA (9/9/62), Derek and wife, Denise, have three children, Derek, Jr. (3/19/82), Denisha (11/6/85) and Devon Jay (6/24/91).



## Derrick Lassic

RUNNING BACK • ALABAMA  
HT: 5-10 • WT: 188 • BORN: 1/26/70  
D4A FOR '93 • 2nd YEAR

25

**PRO:** When Derrick Lassic was chosen in the fourth round of the 1993 draft, everyone thought Dallas had acquired a tough runner to spell Emmitt Smith for one or two downs a game. Little did anyone know that Emmitt Smith's contract negotiations would last into the season. Four months after being drafted Lassic would trot onto the field at RFK Stadium on Monday night to face the Washington Redskins in the season opener as the Cowboys starting running back, becoming the first rookie running back in NFL history to start a season opener for a defending Super Bowl champion. Although Dallas struggled in that game as a team, Lassic had 75 yards on 16 carries and took the national pressure in stride. With that start, he became the first offensive rookie to start for Dallas in season opener since Troy Aikman started at quarterback in 1989, and Lassic was only the third rookie running back to start season opener for Dallas in club history, the first since Ron Springs in 1979 (Calvin Hill-1969 was the other). Lassic out-rushed both as Hill picked up 70 yards on 18 carries and Springs managed just 30 yards on 15 carries. The next week against Buffalo (9/12) Lassic gained 52 yards on 19 carries. Although Smith signed in the week following that game, Lassic earned his third NFL start and scored his first NFL touchdown in the first quarter at Phoenix (9/19). He added another rushing touchdown in second half and led the team in rushing with 60 yards on 14 carries. From that point on he successfully executed the duties expected of him when he was drafted, backing up the NFL's leading rusher. He saw action in seven of the next 10 games, including his third NFL touchdown in relief of Smith against Green Bay (10/3) and a 23 yard fourth quarter on five carries at Indianapolis (10/10). His versatility came to light when he lined up at wide receiver in three receiver sets at Minnesota (12/12) when Alvin Harper suffered a bruised knee. He was de-activated the final three games of the regular season, but saw action in the first two postseason games, logging three carries and a reception. GAMES/STARTS (regular season, playoffs): 1993 (10/3, 2/0).

LASSIC, *Cont.*

**COLLEGE:** As a senior Lassic led Alabama and finished fifth in the Southeastern Conference in rushing with 905 yards. Despite starting only one season for the Crimson Tide, Lassic finished his career 11th on Alabama's all-time rushing list with 1,696 yards. He ran for a career-high 188 yards on 20 carries against Tulane, and he picked up 142 yards and two touchdowns on 33 carries, the fourth highest single-game total in school history, in a 17-10 win over Tennessee to claim ABC-TV/Chevrolet Player of the Game honors. In the 1993 Sugar Bowl, Lassic gained 135 yards and two touchdowns on 28 carries. With his help Alabama snapped Miami's 29-game winning streak, earning the Crimson Tide the 1992 national title and Lassic the Sugar Bowl MVP award. As a junior Lassic finished third on the team in rushing with 368 yards. Slowed most of his sophomore season with turf toe, Lassic still managed to gain 281 yards on 68 carries in ten games. After redshirting in 1988, Lassic saw action in ten games as a freshman.


**PERSONAL:** Selected New York State's Player of the Year at North Rockland High School in Haverstraw, NY, Derrick Owens Lassic rushed for 1,787 yards, including nine straight games of 100 or more yards, and 31 touchdowns as a senior to garner all-state honors as well. In addition to his running skills, he caught 31 passes for 586 yards and earned a Junior Heisman Trophy from the New York Downtown Athletic Club. A high school standout in both track and baseball, Lassic majored in criminal justice at Alabama.

## LASSIC'S COWBOYS TOTALS

Rushing						Receiving					
Year	No.	Yds.	Avg.	Long	TD	Year	No.	Yds.	Avg.	Long	TD
1993	75	269	3.6	15	3	1993	9	37	4.1	9	0
Playoffs						Playoffs					
1993	3	7	2.3	7	0	1993	1	8	8.0	8	0

## Single-Game Career Highs

Rush Yards — 75 @ Washington, 9/6/93  
 Rush Attempts — 19 vs. Buffalo, 9/12/93  
 Long Rush — 15 @ Washington, 9/6/93  
 Touchdowns Rushing — 2 @ Phoenix, 9/19/93



## Leon Lett

DEFENSIVE TACKLE • EMPORIA STATE  
 HT: 6-6 • WT: 285 • BORN: 10/12/68  
 D-7 FOR '91 • 4th YEAR

78

**PRO:** Nicknamed "Big Cat" by teammates for his agility, Leon Lett has developed a knack for knocking down Opponents' passes that is reminiscent of another Dallas defensive end, Ed "Too Tall" Jones. Although he saw action in only 11 games, Lett led all defensive linemen in passes deflected for the second straight season (four in 1992 and four more in 1993). The other seven Dallas linemen combined for 11 batted passes over that same span. Despite being hobbled during the 1993 season with a broken ankle, Lett displayed tremendous athletic ability and versatility in moving along the defensive line to replace fallen teammates. For the season Lett saw playing time all along the defensive line, including starts at both right tackle and right end. Lett first moved into the starting line-up at right tackle during training camp when Tony Casillas had elbow surgery, moving Russell Maryland from right to left tackle. He went on to nab his first NFL start at Washington (9/6) in the season opener and record three tackles. Casillas returned to the starting line-up at Phoenix (9/19), but Lett continued to see action in the defensive line rotation until fracturing his right ankle in the second quarter of that game. It was a re-injury of a fracture Lett first suffered during summer workouts, and it kept him out of the next five games. Lett returned to the line-up in time to face Phoenix (11/14), recording two tackles and batting two passes down at the line of scrimmage. The remainder of the season, Lett primarily bounced between right tackle and right end, recording a regular season career-high five tackles at Atlanta

LETT, *Cont.*

(11/21) and batting down two more passes against Miami (11/25). He earned two more starts at right tackle against Philadelphia (12/6) and at Minnesota (12/12) in place of an injured Maryland, and he tied for the lead among all defensive linemen in tackles against the Vikings. Lett earned his first NFL start at defensive end vs. Washington (12/26) when Charles Haley's back kept him out of the line-up. Lett answered with two tackles and led the team with two quarterback pressures. The following week at right end at the N.Y. Giants (1/2), he tied his regular season career-high with five tackles and added three quarterback pressures. When Maryland went down in the second quarter with a sprained ankle, Lett moved back inside to fill the void at tackle, and he went on to start all three postseason games at right tackle for Maryland, finishing third on the team in the postseason in tackles with 17. In the divisional playoff game against Green Bay (1/16), Lett had an outstanding day, recording a career-high six tackles, a tackle for a loss, two passes defended, recovered a fumble and had three quarterback pressures. One of his deflected passes was intercepted by Charles Haley early in the fourth quarter and led to a Dallas field goal. For the second year in a row, Lett was responsible for one of the most memorable plays of the Super Bowl when he forced Thurman Thomas to fumble early in the third quarter. James Washington picked up the loose ball and returned it 46 yards for a touchdown, tying the game at 13-13 and swinging the momentum back in Dallas' favor. For the day Lett had a career-high tying six tackles to go along with the forced fumble. During Dallas' eight game march to the Super Bowl XXVIII title, Lett had a quarterback pressure in every game and 15 for the Dallas streak. After starting the 1992 season slowly, Lett picked up the pace when Dallas faced a string of AFC West teams. Against Seattle (10/11), he had two tackles, two quarterback pressures and a pass defended. The next week he recorded his first career sack along with two tackles against Kansas City (10/18), and in Los Angeles (10/25) he recovered a fumble at the Raiders 32-yard line in fourth quarter. Primarily used at right tackle in passing situations, he finished the season tied for second on the team with 19 quarterback pressures, including at least one pressure in the final seven regular season games. In the postseason, Lett was at his best, tying for the team lead with two tackles for losses and leading the team with three forced fumbles. He also established a record for the longest fumble return in Super Bowl history when he rambled 64 yards in the fourth quarter with a Buffalo miscue. Lett put the finishing touches on the Cowboys Super Bowl XXVII victory in Pasadena when he sacked Frank Reich on the game's final play. After making the 47-man roster in 1991, Lett was placed on injured reserve with a back problem on August 27 and spent the next 11 weeks working to improve his strength and weight. He was re-activated on November 21, and against undefeated Washington (11/24) at RFK on his first regular-season play in the National Football League. Lett stuffed Redskins running back Earnest Byner after a one-yard gain. Lett played some at defensive tackle the final five games of the season and in the playoffs. The first person from Emporia State to make a Cowboys' roster, Lett was the first player to be drafted from the school since Steve Henry in the fifth round in 1979 and the first defensive lineman selected from Emporia State since John Lohmeyer in the fourth round in 1973. GAMES/STARTS (regular season, playoffs): 1991 (5/0, 1/0), 1992 (16/0, 3/0) 1993 (11/6, 3/3). Total — 32/6, 7/3.

**COLLEGE:** A big part of a defense that held opponents to 4.1 yards per play and 3.1 yards per carry during his two years at Emporia State, Lett finished second on the team in sacks and earned All-NAIA District 10 honors despite missing three games due to a leg injury as a senior. He had a monster effort with six tackles, two tackles for a loss, a sack, an interception and a blocked kick against Northeastern Oklahoma State in 1990. Lett transferred to Emporia State after two seasons at Hinds, MS, Junior College.

**PERSONAL:** Leon Lett starred in football and basketball at Fair Hope, AL, High School. A sociology major at Emporia State, Lett participated in the Shriner's Christmas Gift Drive in 1991. He has a daughter Shanavia (7/3/87).

LETT, Cont.

## LETT'S COWBOYS TOTALS

Year	Tackles			Tkl/ Loss	Sacks	QB Press	Passes For.	Def.	Fum.
	Solo	Asst.	Tot.						
1991	1	1	2	0	0	0	0	0	0
1992	13	13	26	1(-1)	3½	19	4	0	0
1993	18	14	32	3(-8)	0	10	4	0	0
<b>Totals</b>	<b>32</b>	<b>28</b>	<b>60</b>	<b>4(-9)</b>	<b>3½</b>	<b>29</b>	<b>8</b>	<b>0</b>	<b>0</b>
<b>Playoffs</b>									
1991	0	1	1	0	0	0	0	0	0
1992	5	5	10	2(-9)	1	2	2	3	3
1993	11	6	17	1(-2)	0	5	2	1	1
<b>Totals</b>	<b>16</b>	<b>12</b>	<b>28</b>	<b>3(-11)</b>	<b>1</b>	<b>7</b>	<b>4</b>	<b>4</b>	<b>4</b>

Year	Opponents' Fumbles Recovered				Long	TD
	No.	Yds.	Avg.			
1992	1	0	0.0	0	0	1
<b>Playoffs</b>						
1992	1	64	64.0	64	0	0
1993	1	0	0.0	0	0	0
<b>Totals</b>	<b>2</b>	<b>64</b>	<b>32.0</b>	<b>64</b>	<b>0</b>	<b>0</b>



## Brock Marion

SAFETY • NEVADA-RENO  
 HT: 5-11 • WT: 189 • BORN: 6/11/70  
 D-7 FOR '93 • 2nd YEAR

31

**PRO:** Last season Brock Marion was a key contributor in making the Dallas special teams unit one of the best in the NFL. Drafted specifically for his special teams talents, Marion proved himself by finishing third on the team with 19 special team tackles. Marion also replaced an injured Kenny Gant on the kickoff return unit early in the season. While mostly serving as a lead blocker for Kevin Williams, Marion returned his first career kickoff in the playoff opener against Green Bay (1/16), he ended the postseason with two returns for 28 yards. A linebacker in the Cowboy nickel defense, Marion posted 16 tackles, one interception, three passes defended, two forced fumbles, and one fumble recovery. Marion had a very productive training camp and preseason, leading the secondary and finishing fourth on the team with 18 tackles. Marion recorded his first career tackle while seeing fourth quarter action at safety at Indianapolis (10/10). He saw additional fourth quarter stints vs. San Francisco (10/17) and vs. the N.Y. Giants (11/7). When Gant was sidelined with an injury in the second quarter at Atlanta (11/21), Marion's playing time increased as he moved into the nickel defense at linebacker and responded by recording a season-high five tackles and also forced a fumble. Against Miami (11/25) on a snow covered field at Texas Stadium, Marion replaced an injured Gant and grabbed his first career interception. He also tied his season-high with five tackles, forced a fumble and deflected a pass. He earned a special teams game ball from the coaching staff at the N.Y. Jets (12/18) for leading the team with four tackles and recovering a muffed punt at the Jets 36-yard line in the fourth quarter. As a seventh round draft choice out of Nevada-Reno, Marion had eight career blocked kicks in college and deflected a punt in the NFC East clinching victory at the N.Y. Giants (1/2). The 196th player selected in the 1993 NFL Draft, Marion joins Don Smerek (1081-87) as the only players from Nevada-Reno to play for the Cowboys. **GAMES/STARTS** (regular season, playoffs): 1993 (15/0, 2/0).

**COLLEGE:** A three year starter at cornerback, Marion moved to strong safety his senior year and ended his collegiate career with 303 total tackles (202 solo), 44 passes defended and returned 13 interceptions for 114 yards. A three time all conference selection, twice All-Big Sky and once Big West, Marion led the secondary in tackles for four straight years, and during his career, the Wolf Pack won three straight conference titles, landed two NCAA I-AA playoffs berths and a bid to the Las Vegas Bowl.


**PERSONAL:** Brock Elliott Marion earned nine varsity letters in football, basketball and track at West High School in Bakersfield, CA. An all-state selection as a senior, he led the state with 13 interceptions. Brock was an interior design major at Nevada-Reno. His father Jerry Marion, played wide receiver for the Pittsburgh Steelers in 1967 and Uncle Brent McClanahan was a running back for the Minnesota Vikings from 1973 to 1980. Brock has a daughter, Brianna (8/9/93).

MARION, *Cont.*

## MARION'S COWBOYS TOTALS

Year	Tackles				QB Press.	Tkl/ Loss	Passes Def.	For. Fum.
	Solo	Ast.	Tot.	Scks				
1993	11	5	16	0	0	0	3	2
<b>Playoffs</b>								
1993	0	1	1	0	0	0	0	0

Year	Opponent's Fumbles Recovered			
	No.	Yds.	Avg.	Long TD
1993	1	0	0.0	0 0
<b>Interceptions</b>				
1993	1	2	2.0	2 0
<b>Kickoff Returns</b>				
1993	2	28	14.5	14 0



## Russell Maryland

DEFENSIVE TACKLE • MIAMI  
HT: 6-1 • WT: 279 • BORN: 3/22/69  
D-1 FOR '91 • 4th YEAR



**PRO:** Hard work and determination have been the keys to Russell Maryland's success—at every stage of his career. Each day after practice Maryland is usually the last player off the field, taking extra time to perfect the techniques of his trade with a little extra individual work. Throughout his high school, college and professional days, Maryland has persevered with a work-ethic that has set an example for teammates while illustrating his presence as a conscientious and tireless competitor. In 1993, Maryland's perseverance paid off as he was selected to his first Pro Bowl after just three seasons in the NFL. Maryland became the first defender, who was drafted by Dallas, to be selected to the Pro Bowl as a Cowboy since Randy White in 1985. On the road to Hawaii, Maryland also picked up his fourth championship ring in seven years, as he added his second Super Bowl ring to the two collegiate national championship rings he won while playing at the University of Miami (1987 and 1989). Hampered by continual foot problems, Maryland mixed tremendous productivity with the frustration of having to miss games due to his nagging injuries. He missed four regular season starts with the foot problems and was forced to sit out of the divisional playoff game (vs. Green Bay on 1/16) because of an ankle injury sustained in the regular season finale at the N.Y. Giants (1/2). Maryland was still the picture of consistency as one of the league's top run stopping forces despite his injury setbacks. He averaged over four tackles per game in the 12 games that he started and finished during the regular season. He tied for second on the team in tackles for lost yardage (6 for losses of 13 yards), and he turned in one of his finest performances of the year in the NFC title game vs. San Francisco (1/23): five total tackles, one sack and one deflected pass. He had season high tackle performances at Phoenix (9/19) and at the N.Y. Jets (12/28) with six tackles each, while collecting sacks against the Cardinals (9/19) and Redskins (12/26). Used primarily on running downs, Maryland ranked second on the team in tackles among defensive linemen with 56 stops. Maryland, a tireless hustler who is always around the ball, was the only Dallas defensive player to register at least two forced fumbles (San Francisco-10/17 and the Giants-11/7) and two fumble recoveries (Buffalo-9/12, and Philadelphia-10/31). In 1992, he played almost the entire season with a dislocated (second left) toe that required post-season surgery. Maryland was a run-stopping force that helped Dallas earn the NFL's top overall defensive rating, while also topping the league's rushing defense charts by allowing only 77.8 yards per game on the ground. He missed the first two games of the season with the toe injury and returned to average 3.5 tackles per game in almost exclusive running down situations. He started the last 13 regular season games—and all three post season outings—and finished the year as the team's third leading tackler among defensive linemen with 49 stops. He also ranked second on the squad in tackles for lost yardage (behind Jim Jeffcoat) with five stops for losses totaling ten yards, while forcing one fumble and recovering two others. His second fumble recovery of the season came in the final game of the year against his hometown Chicago Bears (12/27). Maryland picked up a third-quarter Bear



MARYLAND, *Cont.*

miscue and returned it 26 yards for a touchdown to bring the Dallas lead to 17-0. His lone forced fumble of the season came at Denver (12/6), setting up a Dallas touchdown at the Bronco 20 yard line. Maryland has always come up big in games played against strong running teams, and in 1992, he enjoyed his finest outings of the season against the Giants (seven tackles on 11/26), Cardinals (six stops on 11/22) and Eagles (six tackles, 10/5). He also had a pair of playoff sacks against Philadelphia. As a rookie in 1991, Maryland saw spot duty throughout the better part of the first half of the season. As his playing time increased midway through 1991, he began to make big contributions. After a season-high three quarterback pressures against Phoenix (11/3), Maryland was promoted to the first unit the next week vs. Houston. On the Oilers final play from scrimmage before kicking the game-winning field goal in overtime, Maryland dropped Lorenzo White for a two-yard loss and almost forced a fumble. He finished his first pro start with five tackles, a sack, a quarterback pressure and the tackle for a loss. Over the final seven regular-season games, no Cowboys player had more sacks or quarterback pressures than Maryland. He finished the year with 4 1/2 sacks to lead NFL rookie defensive linemen and place second behind Denver's Mike Croel among all rookies in the league. Despite starting only seven games, Maryland finished second on the team in quarterback pressures with 16. Only Tampa Bay's Keith McCants, who started 16 games in 1991, had more forced fumbles among defensive linemen in the league than Maryland. Named the NFL Rookie of the Year by the Edelstein Pro Football Letter, Maryland earned all-rookie honors from Pro Football Writers of America, Pro Football Weekly and College & Pro Football Newsweekly. During the Cowboys' five-game winning streak to end the season and make the playoffs, Maryland spurred a defensive effort that held opponents to 82.4 yards rushing per contest. In addition Dallas did not allow a touchdown on the ground the final three weeks of the season. Against Pittsburgh on Thanksgiving Day (12/24), he recorded two sacks, then in the win at Philadelphia (12/15) to clinch a postseason berth, Maryland had a season-high seven tackles. When Dallas beat the Bears in Chicago (12/29) in a first-round playoff match, he came through with five tackles, a sack, two quarterback pressures and batted down a pass. Maryland joined Buck Buchanan (1963), Bubba Smith (1967) and Ken Sims (1982) as only the fourth defensive tackle to be drafted with the first overall pick in the NFL Draft. Including Maryland, four Miami defensive linemen — Jerome Brown (1987), Bill Hawkins (1989), Cortez Kennedy (1990) — were selected in the first round from 1987-91. **GAMES/STARTS** (regular season, playoffs): 1991 (16/7, 2/2), 1992 (14/13, 3/3), 1993 (16/12, 2/0). Total - 46/32, 7/5.

**COLLEGE:** A two-time All-America and 1990 Outland Trophy winner, Maryland played a big role on a Miami team that compiled a 44-4 record, never lost at home, won four straight bowl games, captured two national titles and finished no lower than third in the rankings during his tenure. Maryland's final game with the Hurricanes came in Dallas against Texas in the 1991 Cotton Bowl where he tied a career-high with three sacks to earn defensive player of the game honors. Maryland also had a big day in Miami's 1989 Sugar Bowl win over Alabama — with eight tackles and two sacks. When Miami played Notre Dame in 1990, Maryland recorded a career-high 20 tackles. He picked up the nickname, "The Conscience" while at Miami, a tribute to his ability to encourage teammates to work hard on the field and in the classroom.

**PERSONAL:** Russell Maryland starred as a two-way lineman at Whitney Young High School, where he also competed on the track team in the shot put and was undefeated in the "Big Man's 60-yard dash," which was open only to competitors in the field events. Due to his scholastic achievements at Whitney Young, one of Chicago's toughest for academics, Maryland could have attended several Ivy League schools. He graduated with a degree in psychology prior to his final season at Miami and wrote a column for USA Today on underclassmen entering the NFL Draft. During the offseason Russell has become involved with the inner-city Boy Scouts in Dallas and he has also judged students' drawings as part of an anti-drug campaign in McKinney, TX. He is also very active in several charitable interests with the Russell Maryland Foundation in his hometown of Chicago.


THE PLAYERS

IRVIN, Cont.

**MARYLAND'S COWBOYS TOTALS**

Year	Tackles			Tkl/ Loss	QB Press.	Passes Def.	For. Fum.
	Solo	Ass.	Tot. Sacks				
1991 ....	20	13	— 33	4 1/2	5(-17)	16	1 3
1992 ....	26	23	— 49	2 1/2	5(-10)	12	0 1
1993 ....	32	24	— 56	2 1/2	6(-13)	12	0 2
<b>Totals ...</b>	<b>78</b>	<b>60</b>	<b>—138</b>	<b>9 1/2</b>	<b>16(-40)</b>	<b>40</b>	<b>1 6</b>
<b>Playoffs</b>							
1991 ....	5	1	— 6	1 0	2	0	0
1992 ....	7	5	— 12	2(-2)	3	0	0
1993 ....	5	2	— 7	1 0	3	1	0
<b>Totals ...</b>	<b>17</b>	<b>8</b>	<b>— 25</b>	<b>4</b>	<b>2(-2)</b>	<b>8</b>	<b>1 0</b>

Year	Opponents' Fumbles Recovered			
	No.	Yds.	Avg.	Long TD
1992 .....	2	26	13.0	26t 1
1993 .....	2	0	0.0	0 0
<b>Totals .....</b>	<b>4</b>	<b>26</b>	<b>6.5</b>	<b>26t 1</b>



## Godfrey Myles

LINEBACKER • FLORIDA  
HT: 6-1 • WT: 242 • BORN: 9/22/68  
D-3A FOR '91 • 4th YEAR



**PRO:** With massive size combined with excellent speed, Godfrey Myles has the ability to stop the run that meshes with his excellent pass coverage skills. With the free agent exit of middle linebacker Ken Norton in 1994, Myles will also get an opportunity to work in the middle both in the regular nickel defense. He was slowed in 1993 by a knee injury suffered during the Cowboys' victory in Super Bowl XXVII (1/30/93), causing Myles to begin the 1993 season on the physically unable to perform list. Thanks to his rehabilitation program, he recovered ahead of schedule and returned to practice on October 13. He returned to action at Philadelphia (10/31). In that game, he recorded four tackles in limited action at strongside linebacker during the second and fourth quarters. Throughout the rest of the season, Myles saw most of his action rotating in for Dixon Edwards at strongside linebacker, finishing 1993 with 17 tackles and a tackle for a loss. After missing almost all of the 1991 season with an injured shoulder, Myles rebounded in 1992 to provide a spark to the Cowboys' defense. As a backup strongside linebacker and as a starter in the nickel defense, he contributed 21 tackles and his first pro interception. Myles played on second and long situations when Dallas went five DB's against Phoenix (9/20), Philadelphia (10/5) and Seattle (10/11), recording nine tackles and one quarterback pressure in that role. He played some on the strongside with the regular defense against Kansas City (10/18), then the next week against the Raiders (10/25) he replaced an injured Vinson Smith midway through the third quarter and recorded four tackles. Against Phoenix (11/22) and the Giants (11/26), he played sparingly due to a strained hamstring—an injury he originally suffered on kickoff coverage against Philadelphia (11/1). He closed out the regular season with his first career interception in the season finale against Chicago (12/27). Myles was also a 1992 mainstay on special teams, recording nine tackles. His season crashed to a halt early in Super Bowl XXVII, when he suffered torn ligaments and cartilage damage in his right knee. Myles had the knee reconstructed last February. In 1991, an old injury to his right shoulder limited him to participation in only three games. The source of the discomfort was a screw that was too long and tore at the muscle. After missing several weeks of training camp due to the shoulder problem, Myles was placed on injured reserve September 25 and underwent surgery October 10, missing the rest of the season. He was selected with the highest choice used on a Florida linebacker since 1988 when Clifford Charlton was taken in the first round by Cleveland. Myles was the ninth University of Florida player to be drafted by Dallas between 1983-91. GAMES/STARTS (regular season, playoffs): 1991 (3/0) 1992 (16/0, 3/0) 1993 (10/0, 3/0). Total — 29/0, 6/0.

**COLLEGE:** An honorable mention All-America pick in 1989-90, Myles started 11 games at "Gatorback", a combination strong safety/outside linebacker in Florida's defense as a senior. He finished third on the team in sacks and tackles to earn All-Southeastern Conference in 1990. Named the "most underrated player in the country" by Sporting News prior to his junior year, Myles compiled 15 tackles for a loss, four interceptions, eight passes batted down, 3 1/2 sacks, three

## MYLES, Cont.

forced fumbles and one fumble recovery in his final 19 starts for the Gators.

**PERSONAL:** Godfrey Myles was a second-team all-state pick at Carol City High School in Miami. He also was selected to Florida's 35-man Super Squad that met a team of Georgia prep all-stars in the summer of 1987. Myles majored in sociology at Florida.

## MYLES' COWBOYS TOTALS

Tackles							QB Tkl/ Passes For.			Interceptions				
Year	Solo	Asst.	Tot.	Sacks	Press.	Loss	Def.	Fum.	Year	No.	Yds.	Avg.	Long	TD
1992	12	9	21	0	2	1(-1)	1	0	1993	1	13	13.0	13	0
1993	6	11	17	0	0	1(-1)	0	0						
Totals	18	20	38	0	2	2(-2)	1	0						
Playoffs														
1993	1	1	2	0	0	0	0	0						



## Nate Newton

TACKLE • FLORIDA A&M  
HT: 6-3 • WT: 325 • BORN: 12/20/61  
FA FOR '86 • 9th YEAR

61


**PRO:** In January of 1994, the Dallas Cowboys stormed through the playoffs with an offensive line that was probably the biggest in the history of the NFL (averaging 316 pounds per man). One of the key anchors on that front—and one of the three Pro Bowlers produced by the Dallas offensive line—is Nate Newton. The 1993 season marked the second straight Pro Bowl year for the Cowboys left guard, as Newton was a key figure in clearing the way for Emmitt Smith's third straight rushing title. In the past three seasons, the Dallas offensive line has helped Smith to 4,762 yards rushing for an average of almost 1,600 yards per season. Newton earned a Coaches game ball award for his blocking at Philadelphia (10/31) when Emmitt Smith rushed for an NFL-season high 237 yards. Last season, the Cowboys had the NFL's No. 2 ranked rushing offense, averaging 135.1 yards per game. In addition to dominant run blocking effectiveness, Newton and Co. permitted the lowest number of sacks in the NFC last year—29 for losses totaling just 10.2 yards per game. In the 16 regular season games in '93, the Cowboys allowed more than two sacks in just three games. Newton, who possesses outstanding natural strength and quickness for a man of his size has started 31 of the Cowboys last 32 regular season games at left guard. Nate has started more games on the offensive line (105) than any other current Cowboy offensive lineman. Last year, he also earned his fifth straight selection onto the All-Madden team, and he also picked up second team All-Pro recognition from College and Pro Football Newsweekly. In 1992, Nate Newton displayed his versatility and athletic ability in making the switch back to the left guard position, after spending each of the previous two seasons as a premier right tackle for the Dallas Cowboys. The move enabled talented second-year right tackle Erik Williams the opportunity to move into the starting job at that spot, while also propelling Newton into his first career selection to the NFC Pro Bowl squad. Newton and center Mark Stepnoski became the first Dallas offensive linemen to earn Pro Bowl berths since 1982. The transition back to guard, where Newton was a Cowboys starter from 1987 to 1989 also displayed his unselfish team attitude in doing whatever necessary to help raise the production of the Dallas offense to the next level. The 1992 Dallas offensive line allowed a team record of just 23 sacks of quarterback Troy Aikman—a figure that was second best in the NFL. Dallas also led the entire league in fewest yards lost due to sacks—just 112 over 16 regular season games for an average of just 7.0 yards per game. The Cowboys' line registered 11 regular season games of permitting one-sack-or-less, and along the way, Troy Aikman enjoyed his first injury-free NFL season. In addition, running back Smith led the NFL in rushing for a second straight year with a club-record 1,713 yards. Newton collected first-team All-NFC recognition from the United Press International and The Football News. Newton's years of perseverance have finally blossomed into national recognition after a number of seasons of paying dues in the trenches of the USFL and with underachieving Dallas teams of the late 1980s. In 1992, he earned coaches'

NEWTON, *Cont.*

game ball awards for his performance against the Philadelphia Eagles (11/1), a game in which Smith rushed for 163 yards—becoming the first NFL back to top the 100-yard barrier in over 50 tries against the vaunted Eagle defensive front. Newton started 15 games in 1992, sitting out the season finale against Chicago (12/27) while resting a sore right knee. As the starting right tackle in 1991, Nate Newton's play against some of the top defenders in the National Football League was a cornerstone, particularly down the stretch, in the Cowboys' drive to the playoffs in 1991. After missing the Giants (11/17) and Washington (11/24) games due to a sprained right knee, Newton played a big role in the Cowboys' six-game winning streak at the end of the year. Against a New Orleans (12/8) team that ranked second in the NFL in total defense, rush defense and pass defense, in addition to tying for third in the league in sacks, Dallas did not give up a sack and allowed Smith to become the first back in 1991 to top 100 yards rushing against the Saints. In that game Newton held New Orleans linebacker Rickey Jackson, who finished ninth in the NFL with 11 1/2 sacks last season, without a sack. The next week in the playoff-clinching win at Philadelphia (12/15), Newton limited All-Pro Reggie White to one sack, the Eagles only sack of the day and what proved to be the low sack output of the season for Philadelphia, who led the league in defense and sacks in 1991. In addition Dallas ran behind Newton for most of the afternoon as Smith gained 122 yards, 98 in the second half, against Green Bay (10/6), which entered the game as the NFL's top run defense. Oilers defensive end William Fuller, who earned AFC Pro Bowl honors, was limited to one tackle and no sacks by Newton on November 17. In five games in 1991, Newton lined up opposite a player who finished in the year in the top 10 in sacks, allowing a total of two sacks in those battles. In the two 1990 meetings between the Cowboys and Eagles, All-Pro Reggie White tallied three total tackles and no sacks while facing Newton at the right tackle spot. The starting left guard for Dallas from 1987-89, Newton switched to right tackle early in training camp in 1990. Newton was named the Cowboys' Most Valuable Offensive Player by Pro Football Weekly and was the only Dallas offensive lineman to earn All-Pro votes from Associated Press in 1990. After signing with Dallas as a free agent in 1986, Newton served as a backup guard before winning the starting left guard position the next season. He joined the Cowboys following two campaigns with the USFL's Tampa Bay Bandits. Newton originally signed with the Washington Redskins out of college as a free agent in 1983 but was released on the final cut. GAMES/STARTS (regular season, playoffs): 1986 (11/0), 1987 (11/11), 1988 (15/15), 1989 (16/16), 1990 (16/16), 1991 (14/14, 2/2), 1992 (15/15, 3/3), 1993 (16/16, 3/3). Total — 114/103, 8/8.

**COLLEGE:** Newton played on both the offensive and defensive lines while winning four letters at Florida A&M. He was a team captain as a senior when he was named all-conference. One of Newton's teammates was Willie Harper, brother of Cowboys wide receiver Alvin Harper.

**PERSONAL:** Nathaniel Newton, Jr., was an all-around athlete at Jones High School in his native Orlando, FL, where he participated in football, basketball, wrestling and track (shot put). Nate's younger brother, Tim, was a defensive tackle for the Tampa Bay Buccaneers. Nate served as a spokesman for the 1989 GTE/Cowboys Food Drive and enjoys teaching at youth football camps. In March, 1992 he spoke to the Drug Abuse Resistance Education graduation in Coppell, TX. He is one of the Cowboys' most popular figures among youngsters in the Metroplex, answering the call for several school assemblies on the importance of education. He and wife Dorothy live in Coppell with their son Nathaniel III (10/15/89).



## Jay Novacek

TIGHT END • WYOMING  
HT: 6-4 • WT: 232 • BORN: 10/24/62  
FA FOR '90 • 10th YEAR



**PRO:** Since arriving in Dallas four seasons ago, no other National Football League tight end has caught more passes (230) and only two have more yards receiving (2,396) than the Cowboys' Jay Novacek. During that time, he has made three consecutive trips to the Pro Bowl as the NFC's

NOVACEK, *Cont.*

starting tight end and been named the 1993 NFL Alumni Tight End of the Year. He joins Billy Joe DuPree and Doug Cosbie as the only other Dallas tight ends to make three appearances in the Pro Bowl. With a 50-catch season in 1994 Novacek can become the first tight end, and only the second player in club history, to record four seasons with 50-or-more receptions. Novacek also enters 1994 with four 100-yard receiving games as a Cowboy (six in the NFL), tied for the Dallas career record by a tight end with Cosbie. In 1993 Novacek finished third in the NFC, seventh in the NFL, among tight ends in receptions with 44 and now has 230 career receptions in Dallas to stand ninth on the Cowboys all-time reception list behind Billy Joe DuPree (267). Novacek is second among all active players on the team in career NFL receptions with 313. Nicknamed "Paycheck" by teammates because "when you throw it to him, you can take it to the bank. He doesn't drop anything," explained Cowboys fullback Tommie Agee. Since 1990 Novacek has 59 third or fourth downs catches for first downs, including 14 in 1993 to finish second among Cowboys pass catchers. Novacek started the 1993 season in fine fashion, hauling in eight passes for 106 yards against Buffalo (9/12). In the Bills' game, Novacek teamed with Michael Irvin to become the first pair of 100-yard receivers in the same game since Nov. 24, 1991 at Washington when Irvin and Alvin Harper turned the trick. Two weeks later against the Packers (10/3), Novacek logged his 200th reception as a Cowboy among his six catches for 59 yards. On top of his receiving, Novacek returned to the holding duties on field goals and extra points he had during the 1991 season. That proved vital when the Cowboys traveled to Indianapolis (10/10). In that game Dallas set up for a field goal with the ball at the Colts' 2-yard line but called for a fake field goal. Novacek took the snap and dashed up the middle untouched for his first career rushing touchdown. It was the second carry of his career and his first carry in Dallas. In the rain and cold at Philadelphia (10/31), Novacek had two key receptions that gave Dallas first downs on third downs in Cowboy scoring drives. Kept out of the end zone the first eight games of the season as a receiver, Novacek recorded his first touchdown reception of season vs. Phoenix (11/14) on one-yard pass from Bernie Kosar. Against Philadelphia (12/6), Novacek had a 65-game pass catch streak when he lined up at tight end snapped when he was held without a reception. It marked the first time since coming to Dallas that he was held without a catch. As the regular season came to a close, Novacek recorded a season-long 30 yard reception vs. Washington (12/26). With the start of the postseason, Novacek re-emerged as an offensive threat, recording six receptions for 59 yards and a touchdown against Green Bay (1/16). His six-yard touchdown grab came with five seconds left before half time and put Dallas up 17-3. The very next week against San Francisco (1/23) in the NFC Championship Game, he added four receptions for 57 yards and a touchdown. Three of his four catches gave Dallas a first down, and his touchdown grab gave him four in the last five playoff games. For his career in postseason, Novacek has 33 catches for 336 yards (10.2 average) and five touchdowns. He stands seventh on club's all-time postseason reception list, behind Billy Joe DuPree with 38 catches. In 1992 Novacek became the first tight end, and only the second player in club history, to record three seasons with 50-or-more receptions. Two key drives in 1992 exemplify how important Novacek's catches can be. The first was a 19-play drive covering 68 yards in 11 minutes and 11 seconds against Phoenix (9/20). On three separate occasions during that drive he came up with critical third down receptions, keeping the drive alive. Later in the season he played a vital role in Dallas' come-from-behind victory at Denver (12/6) when he had five catches for first downs on third down and caught three passes for 50 yards on a 77-yard drive to the game-winning touchdown late in fourth quarter. His team-high seven catches for 87 yards at Denver were his best catch and yardage day on the season. Novacek began 1992 where he left off in 1991 — when he led NFC tight ends in catches (second in the NFL) and Dallas in third down catches for first downs — by finishing with a career-high 68 receptions for 630 yards, surpassing the club season record for catches by a tight end of 64 set by Doug Cosbie in 1985. His 68 catches paced all NFL tight ends for the second time in three seasons, and his reception total was good for seventh overall in the NFC, earning him his second consecutive spot in the starting lineup at the Pro Bowl. Novacek also led all NFC tight ends and was second in the NFL in receiving yards. For the second year in a row Novacek earned first-team All-Pro Honors (AP and PFWA) and was also named All-NFC (UPI and Football News). In Super Bowl XXVII (1/31/93) Novacek

NOVACEK, *Cont.*

scored the Cowboys first touchdown, a 23-yard reception, to tie score at seven in first quarter against Buffalo. He went on to lead the team in catches with seven, which also tied his single-game high for the season. Novacek posted big numbers early in the 1991 season. Against Green Bay (10/6) he had 121 yards receiving on a career-high 11 catches, which were the most in the NFC in 1991, tied the second most catches in a game in team history and matched the club record for a tight end set by Doug Cosbie in 1985. Two games later in Detroit (10/27), Novacek caught 10 passes for a career-high 131 yards, the second most ever by a Dallas tight end to Cosbie's 159 receiving yards in 1985. Novacek's 49-yard reception against the Lions is the longest by a Dallas tight end since Cosbie's 61-yarder in 1983. Novacek's season was marred when he suffered a sprained left knee late in the fourth quarter against the N.Y. Giants (11/17). Heading into that Giants game, Novacek was fourth overall in the NFC in catches and led league tight ends in receiving yards. He was limited to holding for extra points and field goals in the next two games. After returning part-time to the offensive unit against Pittsburgh (11/28), Novacek returned to the starting lineup at Philadelphia (12/15) where he caught his 200th career pass. Despite the injury, Novacek surpassed his season career high for receiving yards of 657 in 1990 with 664 yards, and he led the NFC, placing second in the NFL, in both receptions and receiving yards by a tight end to earn his first trip to the Pro Bowl. In addition he was named first-team All-Pro by College & Pro Football Newsweekly and was also named All-NFC by United Press International, Football News and Pro Football Weekly. In the playoffs he hauled in a game-winning touchdown grab on third-and-goal from the Bears' three-yard line in the fourth quarter of the first-round playoff at Chicago (12/29). In 1990 Novacek became the first Dallas tight end to earn first-team All-Pro honors (Football News), and he was also named second-team All-NFC by UPI. He led the team in catches in five of the first eight games, despite missing most of the N.Y. Giants game (9/16) and playing only in passing situations at Washington (9/23) due to a sprained shoulder. He returned to start the next week against the Giants at the Meadowlands (9/30) and snared a season-high nine passes. In addition, Novacek scored his first touchdown with the Cowboys on his 100th NFL grab in that Giants game. Dallas signed Novacek as a Plan B free agent from Phoenix in 1990 after he caught 81 passes for 1,048 yards and eight touchdowns with the Cardinals from 1987-89. His best season with Phoenix came in 1988 when he grabbed 38 passes for 569 yards and four touchdowns. Novacek led NFC tight ends with 26 catches after seven weeks before a hamstring injury limited him the rest of the 1988 campaign. In the season's third game against Tampa Bay (9/18), he caught five passes for 102 yards, including a 42-yarder for a touchdown late in the fourth quarter to win the game. Two weeks later against the L.A. Rams (10/2), Novacek caught a season-high nine passes. He opened the 1987 season as the starting tight end and caught seven passes for 101 yards, the most by a Cardinals' tight end since 1974, against San Diego (9/20). However, a broken bone in his elbow in the sixth game forced him to miss five weeks. In 1986 he sat out the first six games of the year with a broken thumb and the final two games with a strained knee. A sixth-round draft pick by the Cardinals in 1985, Novacek played mainly on special teams as a rookie. GAMES/STARTS (regular season, playoffs): 1985 (16/0-Card.), 1986 (8/0-Card.), 1987 (7/4-Card.), 1988 (16/1-Card.), 1989 (16/1-Card.), 1990 (16/15), 1991 (16/12, 2/2), 1992 (16/16, 3/3), 1993 (16/16, 3/3). Total — 127/65, 8/8 (Dallas - 64/59, 8/8).


**COLLEGE:** An All-America at Wyoming, Novacek averaged 22.5 yards per catch on 33 receptions as a senior in 1984. He finished his collegiate career with 83 catches for 1,536 yards and four touchdowns, including an 83-yarder.

**PERSONAL:** Jay McKinley Novacek was an all-state quarterback at Gothenburg, NE, High School, where he was coached by his father Pat. The University of Wyoming record holder in the decathlon and the pole vault, Novacek won the Western Athletic Conference championship in the decathlon in 1984. He also competed in the decathlon at the 1984 U.S. Olympic Trials. In April, 1991 Novacek won the team event and had the highest individual score in the NFL-National Cutting Horse Association Super Stakes, which matched a top cutting horse professionals with an NFL player. He followed that with a third place showing in the 1992 competition before coming back to win the 1994 title. He also participated in a celebrity cutting horse compe-

NOVACEK, *Cont.*

tion to benefit Texas A&M's Children Therapeutic Program in 1991. Novacek hosts two one-week youth football camp at East Texas State University in Commerce, TX during the offseason. Jay and wife Yvette live on a 30-acre ranch in Denton, TX, with their yellow labrador dogs, Marlow and Teal, and own a ranch in North Platte, NE. Novacek donates his time to Happy Hills Farm, the Party Smart campaign, the Drug Abuse Resistance Education program and appeared on a "Stay in School" poster for the Dallas All Sports Association. His brother Jason, also an outstanding decathlete, was signed as a free agent tight end by Cincinnati in 1990 after playing at Fresno State.

NOVACEK'S NFL TOTALS											
Rushing					Receiving						
Year	No.	Yds.	Avg.	Long	TD	Year	No.	Yds.	Avg.	Long	TD
1988 (Card.)	1	10	10.0	10	0	1985 (Card.)	1	4	4.0	4	0
1993	1	2	2.0	2t	1	1986 (Card.)	1	2	2.0	2	0
Totals	2	12	6.0	2t	1	1987 (Card.)	20	254	12.7	25	3
Kickoff Returns											
1985 (Card.)	1	20	20.0	20	0	1988 (Card.)	38	569	15.0	42t	4
Single-Game Bests											
Receptions — 11 @ Green Bay, 10/6/91											
Receiving Yards — 131 @ Detroit, 10/27/91											
Long Reception — 49 @ Detroit, 10/27/91											
TD Receptions — 2 @ Washington, 12/13/92											
					Playoffs						
					1991						
					1992						
					1993						
					Totals						
					5						
					13						
					15						
					33						
					58						
					136						
					142						
					336						
					11.6						
					10.5						
					9.5						
					10.2						
					25						
					25						
					1						
					2						
					2						
					5						



## Rodney Peete

QUARTERBACK • SOUTHERN CAL  
 HT: 6-0 • WT: 193 • BORN: 3/16/66  
 FA FOR '94 • 6th YEAR



**PRO:** As the Cowboys have progressed to the championship level in each of the past three seasons, one thing has remained a constant necessity in the make-up of the Dallas roster: quality depth behind Troy Aikman at the quarterback position. In Steve Beuerlein and Bernie Kosar, the Cowboys had proven starters who could enter a game in a tough spot and pull out a win. In Rodney Peete, the Cowboys have the same type of stability, experience and leadership at the No. 2 spot that will keep Dallas at the championship level at the quarterback position. In five previous seasons, Peete has started all 47 of the NFL games in which he's played (all with the Detroit Lions). He has passed for over 1,000 yards in each of his five NFL seasons, while also running for a total of 886 yards and 13 touchdowns (and a career rushing average of 5.2 yards). Peete came into the NFL as a sixth round draft choice (141st overall) of the Lions in 1989. Last year, he completed a career-high 62.3% (second best mark in club history) of his passes while starting 10 of Detroit's 16 regular season games. He was slowed by a Week 3 injury that forced him to miss two starts but led the Lions to wins in six of his first seven starts. At Minnesota (10/31), he threw for a season-high total of 273 yards (on 20 of 28 attempts) and led the Lions to 17 fourth quarter points in overcoming a 27-13 deficit. Peete completed four of six passes for 44 yards in the game winning (61 yard) drive that resulted in Detroit's go-ahead score with only 40 seconds remaining. In that same game, Peete recorded his longest career pass completion—a 93 yard touchdown toss—to Herman Moore. His overall record as a starter in 1993 was 6-4, and he was the team's designated third quarterback for each of the last four regular season games. In 1992, Peete came back strong from an achilles tendon injury that sidelined him the second half of 1991. He started all 10 of the games he played in, including the season opener at Chicago on 9/6 (his first start since 10/27/91). In that Bears game, he completed 18-of-26

PEETE, *Cont.*

passes for 273 yards, with two touchdowns and one interception, including the go-ahead score on a 27-yard pass to Willie Green with just over a minute left in the game. Later that month, Peete set a career high with 323 passing yards vs. Tampa Bay (9/27), while also marking season-highs with 31 attempts and 20 completions. His lone TD pass vs. the Bucs that day was a career-long 78-yard TD toss to Jeff Campbell. Peete later threw a season-high three TD passes at Tampa Bay (10/25). In 1991, he started the first eight games for Detroit before exiting early in the Dallas contest with a season-ending achilles tendon injury. Prior to the abrupt end to his season, Peete had guided the Lions to a 5-2 record over the first seven games. He enjoyed one of his best career days in Week 2 (9/8) against Green Bay, setting career-highs with 25 completions and 38 attempts (271 yards, 1 TD) in a 23-14 win. Later in September, Peete engineered five scoring drives on 17-of-23 day at Indianapolis (9/22). He pushed Detroit's win streak to five games by leading three fourth-quarter scoring drives against the Vikings (10/6) and completing 24-of-38 for 276 yards and two TDs. He injured his achilles tendon after completing all three of his passes in the opening drive vs. Dallas on (10/27). He was placed on injured reserve on 10/30 and missed the Lions ride to the 1991 NFC Championship Game at Washington. In 1990, just his second season as a Lion regular, Peete was the fifth-leading passer in the NFC with 79.8 rating points. His interception percentage of 3.0 percent was the second-lowest ever recorded by a Lion, and he was also the Lions' second leading rusher with 365 yards on 48 carries—a 7.6 average—and six TDs. He led the Lions with a career-high 97 rushing yards on eight carries, including a nine-yard TD sneak, and hit on 17-of-26 passes (10-of-13 in the second half) at Tampa Bay on 9/23. He suffered a pulled hamstring against the Packers (9/30) which kept him on the sideline for the next two games. He returned to the starting lineup at New Orleans (10/28), leading the Lions to a 27-10 win with 16-of-25 passing for 246 yards and one TD and 38 rushing yards. He was then injured again against Washington (pulled left hamstring) on 11/4, after leading the Lions to a 35-21 lead over the Redskins. In that game, he completed eight-of-17 against Washington for 135 yards and two TDs and ran for another score, before leaving the game and missing the next three games while recovering from the hamstring pull. He returned to action in Week 13 (12/16) at Chicago and guided the Lions to 21 first quarter points (the most in team history), while going on to throw a career-high four TDs (one, 20, 44, and 68 yards). As a rookie in 1989, he earned the starting quarterback position for the season opener, but he injured his knee in the final preseason game at the Rams. Peete made his regular season debut vs. Pittsburgh (10/1) and responded with a 15-of-20 performance for 160 yards, including a 46-yard connection with Robert Clark. He led the Lions to their first win at Tampa Bay (10/8) on a last-second, game-winning five-yard run on fourth-and-goal. He completed 17-of-31 for 268 yards and one TD vs. the Bucs, while also adding 78 yards on 10 carries and one TD in the 17-16 victory that earned him NFC Offensive Player-of-the-Week honors. Peete finished his rookie campaign with eight starts and he completed 103 of 195 passes for 1,479 yards and five TDs. He was also named to the 1989 Football Digest All-Rookie Team. GAMES/STARTED (regular season, playoffs): 1989 (8/8-Det.), 1990 (11/11-Det.), 1991 (8/8, 0/0-Det.), 1992 (10/10-Det.), 1993 (10/10, 0/0-Det.). Total - 47/47, 0/0.

**COLLEGE:** A first-team All-America and All-Pac 10 selection as a senior at Southern Cal, he concluded his career as the Trojans' all-time leader in pass attempts (1,081), completions (630), and passing yardage (8,225). Peete and Troy Aikman were cross-town rival quarterbacks at USC and UCLA respectively. Peete was also an All-Pac 10 third baseman for the USC baseball squad in '88 after hitting .338 with 12 home runs and 46 RBIs. In three years of collegiate baseball, he batted .297 with 18 HRs and 84 RBIs. He was selected by the Oakland Athletics in the 13th round of the 1989 college draft.

**PERSONAL:** Peete graduated with a degree in communications from USC, and he worked as a baseball color analyst on a California cable station during the 1990 off-season. He spent one season at Shawnee Mission (Kan.) High, where he earned All-America honors at quarterback, following three years at Sahuaro High in Tucson, Ariz. He was named the Arizona High School Athlete of the Year as a junior, and was a three-sport athlete in high school. Peete has recently been involved in charitable work with Athletes and Entertainment for Kids. His hobbies



PEETE, Cont.

include golf, deep sea fishing and bike riding. Rodney's father is Tampa Bay assistant coach, Willie Peete. His brother, Skip, is an assistant coach at Michigan State, and his second cousin is pro golfer Calvin Peete.

PEETE'S NFL TOTALS									
Passing									
Year	Att.	Comp.	Yards	Pct.	TD	Int.	Long	Sacks/ Yards	Rating
1989	195	103	1,479	52.8	5	9	69	27/172	67.2
1990	271	142	1,974	52.4	13	8	68	27/168	79.6
1991	194	116	1,339	59.8	5	9	68	11/42	70.2
1992	213	123	1,702	57.7	9	13	78T	28/170	80.0
1993	252	157	1,670	62.3	6	14	93T	34/174	66.3
Totals	1,125	641	8,164	57.0	38	53	93T	127/726	...

Rushing					
Year	No.	Yds.	Avg.	Long	TD
1989	33	148	4.5	14	4
1990	48	365	7.6	37	6
1991	25	125	5.0	26	2
1992	21	83	4.0	12	0
1993	45	165	3.7	28	1
Totals	172	886	5.2	37	13

Single-Game Career Highs  
 Attempts — 38 vs. Green Bay, 9/8/91  
 38 vs. Minnesota, 10/6/91  
 Completions — 25 vs. Green Bay, 9/8/91  
 Yards — 323 @ Tampa Bay, 9/27/92  
 Long — 93t @ Minnesota, 10/31/93  
 TD's — 4 vs. Chicago, 12/16/90



## Darrin Smith

LINEBACKER • MIAMI  
 HT: 6-1 • WT: 227 • BORN: 4/15/70  
 D-2B FOR '93 • 2nd YEAR




**PRO:** Drafted in 1993 for his intelligence, outstanding speed (4.5 forty) and natural instincts, Darrin Smith disappointed no one as a rookie who started 13 regular season games and three playoff games at the weakside linebacker post last fall. For his efforts, he was a consensus All-Rookie selection at the outside linebacker position. Thrust into the starting lineup when Ken Norton was shifted to the middle post, Smith made his first career NFL start against Green Bay on 10/3 and he performed with the poise of a veteran from that point onward. He closed out his initial campaign as a Cowboy by finishing fourth on the team in tackles with 93 stops. He recovered two fumbles on the year, and surfaced as one of the team's most consistent tacklers and pass defenders (four passes defended). Smith turned in his career-best outing at Philadelphia on Halloween night (10/31) registering 14 tackles. He also registered double-digit tackle totals against the New York Jets with a team-high 10 stops at the Meadowlands on 12/18. He received a coaches game ball award in the (10/17) game against the 49ers after recovering a fumble and recording his first pro sack. He then received another game ball award the following outing at Philadelphia on 10/31. Smith picked up his first career fumble recovery in his first career start as a pro (vs. Green Bay on 10/3). He collected 11 post season tackles, including four in Super Bowl XXVII against Buffalo. GAMES/STARTS (regular season, playoffs): 1993 (16/13, 3/3).

**COLLEGE:** As a senior, he was a member of the nation's top linebacking corps at Miami, along with Jesse Armstead (Giants) and Michael Barrow (Oilers). As a senior he was named All-American, All-Big East and a Finalist for the Butkus Award which honors the nation's top collegiate linebacker. As a junior in 1991, he shared the Big East Defensive Player of the Year Award

D. SMITH, *Cont.*

with Syracuse's George Rooks. That same year, he registered a career-high 18 tackles in a 17-16 win over Florida State that helped secure one of the two national championships to which Smith contributed (Miami also won the title in 1989). He was the seventh linebacker selected in the 1993 draft (54th player overall), and he closed his collegiate career with 401 total tackles, 26 tackles for lost yardage and 10 sacks.

**PERSONAL:** Prior to joining the Cowboys, Smith earned his MBA from Miami. Smith was a stand-out performer in football and track at Norland High School in Miami. He is an active member of the Fellowship of Christian Athletes and is very involved in community work in his hometown of Miami.



## Emmitt Smith

RUNNING BACK • FLORIDA  
HT: 5-9 • WT: 209 • BORN: 5/15/69  
D-1 FOR '90 • 5th YEAR



**PRO:** Associated Press, The Sporting News, Pro Football Writers of America, Miller Lite, the ESPN "ESPY" Awards, Pro Football Weekly and Pro Football Digest, 1993 National Football League Most Valuable Player; United Press International, Pro Football Weekly and College and Pro Football Newsweekly NFL Offensive Player of the Year; Bert Bell Award recipient from the Maxwell Club as the Player of the Year; consensus All-Pro; NFL Alumni Running Back of the Year; Super Bowl XXVIII MVP. The list of honors and awards for Emmitt Smith from 1993 goes on and on following one of the most outstanding performances by a running back in league history. In 1993 Smith extended his NFL dominance by becoming only the fourth player to win three straight league rushing titles and the first since Earl Campbell turned the trick from 1978-80 (Jim Brown 1957-61 and 1963-65 and Steve Van Buren 1947-49 were the others). It wasn't just running the ball where Smith was at the top of the league, as he led the NFL in total yards from scrimmage with 1,900 (1,486 rushing/414 receiving), outdistancing runner-up Thurman Thomas of Buffalo (1,702) by almost 200 yards. Smith totaled over 100 yards from scrimmage in 12 of 16 starts and led the league with a 5.3 yard per carry average, the highest average by a Dallas running back since Duane Thomas posted a 5.3 average in 1970. Second on the team with 57 receptions, Smith finished fourth in NFC in catches among running backs. The team felt comfortable giving the ball to Smith, because for the year he lost just two fumbles in the 419 times he touched the football on carries and catches. Smith did all this despite missing two games and three starts because of contract negotiations. His value to the Cowboys' success can be seen in the club's 40-1 mark when he carries the ball 20-or-more times a game and 29-1 record when he rushes for 100 yards, including 25 straight. The century mark has become a big number in Smith's career, having rushed for 100 yards in 100-of-153 games dating back to high school (45-of-49 at Escambia H.S., 25-of-34 at Florida and 30-of-70 at Dallas, including playoffs). Smith, with two 1,500 yard seasons under his belt, can become the fifth runner in league history with three or more 1,500 yard seasons by topping that mark in 1994, and it would give him over 7,200 career yards, moving him ahead of Don Perkins (6,217 yards) into the second spot on the Cowboys all-time rushing list. After missing the first two regular season games in 1993, Smith signed his contract on September 16 and saw limited action at Phoenix (9/19), but he returned to the starting line-up against Green Bay (10/3) and, in his 50th career game, became only the fifth Dallas running back to reach 1,000 career carry mark — the fastest to that point of any running back in team history. Dorsett reached 1,000 carries in his 58th game, the previous fastest. The following week, Smith recorded his first 100-yard rushing day of the

*E. SMITH, Cont.*

season with 104 yards on 25 carries at Indianapolis (10/10). It was a sign of things to follow as he established a new club-record with 237 yards rushing (on 30 carries) at Philadelphia (10/31), to nab NFC Offensive Player-of-the-Week honors and post the highest rushing total in the NFL in 1993. That day in Philadelphia he eclipsed Dorsett's club mark of 206 yards set against the Eagles (12/4/77) and tied Jim Brown for the sixth best single-game rushing performance in NFL history. It was also the highest single-game rushing total in the NFL since Walter Payton ran for 275 yards against Minnesota on Nov. 20, 1977. His 62 yard touchdown run to finish the game, put Smith over the 200 yard mark was the Cowboys' longest run of season. The next week when Troy Aikman went down with a pulled hamstring against the Giants (11/7), the Cowboys offense turned to Smith to carry the load. He responded with 182 yards of total offense (24 carries, 80 yards, 1 touchdown and four receptions for 102 yards), while adding a career-long 86-yard catch from Bernie Kosar in the second quarter vs. Phoenix (11/14). It was his second career 100-yard receiving day. Things didn't go as well the following week when he suffered a bruised right quad at Atlanta (11/21) in second quarter and missed the remainder of game. He finished with a career-low one carry for one yard. A true iron man since entering the NFL in 1990, Smith has started 68 of 70 career games with Dallas, including playoffs, never missing a start due to injury. So, despite a bruised right quad he ran for 51 yards on 16 carries and added 46 yards on nine receptions four days later against Miami (11/25) in the annual Thanksgiving Day game. In that game he moved past the 5,000 yard barrier in his 57th career game — the fastest ever by a Dallas back — and into third on Dallas' all-time rushing list. The Miami game was Dallas' final loss of the season and one of only two games Dallas has dropped in its last 25 with Smith suiting up and not leaving due to injury. Doing things in three's was Smith's thing in 1993 as he garnered the NFC Offensive Player of the Month award for December, the third consecutive December he has won the award. During Dallas' final five game march to the playoffs, Smith amassed 115 carries for 688 yards (6.0 average) and two touchdowns to go along with 24 receptions for 142 yards and a touchdown. He started the streak by recording the second highest rushing total ever by a Cowboy at Texas Stadium with 172 yards on 24 carries vs. Philadelphia (12/6). It marked his fourth consecutive 100 yard rushing day against the Eagles, tying a club record he set last year when he recorded four consecutive 100-yard rushing days vs. the Redskins. For the season Smith logged 409 yards rushing in two games vs. Philadelphia to join O.J. Simpson (469 yards rushing vs. New England in 1973) as the only players to record over 400 yards rushing vs. one opponent in the same season. Including that game against Philadelphia, Smith would record three of the top eight rushing days of his young career in the final five weeks of the 1993 season. The second of those came against the Redskins (12/26) when he ran for 153 yards, and the third came in one of the most memorable games in Cowboys history when Smith carried Dallas to the NFC East title in a 16-13 overtime win at the N.Y. Giants (1/2). Despite separating his right shoulder late in the second quarter, Smith ran for 168 yards and caught 10 passes for another 61 yards to establish a club record for rushing-receiving attempts in a game at 42. Smith gained 78 yards on 17 carries and catches after the injury, including 41 yards on nine runs/catches in Dallas' 12-play, 52-yard drive to the game winning field goal in overtime. With his 10 touchdowns in 1993 — including nine rushing to finish tied for second in NFC, third in NFL in that category — Smith joined Bob Hayes (1965-68) as the only Dallas players with four straight 10-touchdown seasons, and Smith's 53 career touchdowns rank him third on the club's all-time touchdown list behind Tony Dorsett (86) and Bob Hayes (76). On the Cowboys overall scoring list, Smith stands fifth with 318 points and could pass Mike Clarke (386) to move into fourth in 1994. In the two playoff games leading up to Super Bowl XXVIII (1/30), Smith struggled with his injured right shoulder, but still managed 148 yards against Green Bay (1/16) and San Francisco (1/23). It was in Super Bowl XXVIII against Buffalo (1/30) where Smith capped his storybook season, capturing Most Valuable Player honors for leading Dallas to its second consecutive NFL title. For the second consecutive year he topped the 100 yard rushing mark, gaining 132 yards — 91 yards and two touchdowns in the second half as Dallas scored 24 unanswered points. His five career 100-yard rushing games in the playoffs is a Cowboys postseason record (tied for the second most in NFL history behind John Riggins' six). It was the 100th 100-yard rushing day of Smith's football career (high school, college, pro),

*E. SMITH, Cont.*

and moved him into second on the Cowboys all-time playoff rushing list with 801 yards and seven touchdowns on 178 carries in eight playoff games. Smith is also second on the Cowboys all-time playoff touchdown list with nine, trailing Dorsett (10 touchdowns). Following the season, Smith made his fourth consecutive Pro Bowl appearance, and he became the first Dallas player to start three straight Pro Bowls since Randy White from 1981-83; the first offensive player to start three since Billy Joe DuPree from 1976-78; and the first running back to make four straight since Calvin Hill from 1972-74. Smith joins Mel Renfro (1964-67) as the only other player in team history to make the Pro Bowl in his first four seasons in the league. In 1992 Smith set a new Dallas rushing record with 1,713 yards and set new Cowboys standards for rushing touchdowns (18) and total touchdowns (19), while leading the league in all three categories. He is the first player in team history with three straight seasons with 10-or-more rushing touchdowns. Smith posted the 11th best rushing season in NFL history and was the first NFL player since Walter Payton in 1984-85 with consecutive 1,500-yard rushing seasons. Not to limit his heroics to the ground, Smith also posted career-highs with 59 receptions, tops in the NFC and third in the NFL among running backs, and 335 receiving yards. Smith's 2,048 yards from scrimmage set a new Dallas record, led the NFC and was second in NFL. Smith also established a Dallas mark for rushing attempts with 373 and rushing-receiving attempts from scrimmage with 432. Smith opened the season with 140 yards on the ground in a Monday night win over the defending Super Bowl champion Redskins (9/7), earning NFC Offensive Player of the Week honors and becoming the first player to rush for over 100 yards against the Redskins in three consecutive games. Later in the season he had a streak of five straight games with over 100 yards rushing at Texas Stadium snapped against Seattle (10/11). Smith had surpassed the previous club mark of four straight 100-yard rushing performances at home against Phoenix (9/20). After bruising his hip in third quarter against the Raiders (10/25), he missed two plays but returned to rush for 79 yards and two touchdowns, giving him 152 yards and three touchdowns on the day. His three touchdowns at the Raiders (10/25), which he would match two weeks later at Detroit (11/8), tied for the NFC-high in 1992 and earned him NFC Offensive Player of the Week honors. Smith started November, a month in which he would earn NFC Offensive Player of the Month honors facing a tough Philadelphia defense (11/1) which was ranked first in the NFL in yards allowed going into the game, Smith broke loose for 163 yards. He became the first 100-yard rusher against the Eagles in 53 games, a streak that dated back to Sept. 17, 1989. Smith had his team-record 34-game streak of leading the team in rushing yards end against the Lions (11/8), but he has led the club in rushing in 64 of 70 career games, including playoffs. Against the Rams (11/15), Smith matched Dorsett's 1981 record by reaching 1,000 yards rushing in a season in 10 games, the fewest in team history. A weeks later, Smith demonstrated his versatility when he hauled in a career-high 12 catches at Phoenix (11/22), which were the second most in team history. On Thanksgiving Day against the Giants (11/26), Smith had a long day, recording a season-long 68-yard touchdown run and a season-long 26-yard touchdown catch. With Denver Head Coach Dan Reeves watching from across the field, Smith tied the single-season touchdown mark Reeves had established in 1966 by popping into the end zone with 2:47 remaining to give the Cowboys a 31-27 come-from-behind win over the Broncos (12/6). Smith wrapped up the regular season with 174 yards rushing at Atlanta (12/21), an NFC-high for 1992 and his third best day as a professional. Then in the regular season finale, earned NFC Offensive Player of the Week honors against Chicago (12/27) when he ran for 131 yards and claimed the league rushing title. For his late season display he was named NFC Offensive Player of the Month for December, making him the first NFL player to earn the honor in consecutive months. He strung together three 100-yard rushing games in the playoffs (114 against the Eagles, 114 against the 49ers and 108 against Buffalo). His three straight postseason 100-yard rushing days established a club record and tied for the third longest postseason streak in league history. With his performance against Buffalo in Super Bowl XXVII (1/31), Smith became the first Dallas player to rush for 100 yards in a Super Bowl. After the season Smith earned consensus first-team All-Pro honors and also earned All-NFC honors from UPI and Football News. Smith first led the NFL in rushing in 1991, when he gained 1,563 yards, becoming the first Cowboys player to lead the league in rushing. At 22 years and seven months of age, he became the youngest

E. SMITH, *Cont.*

player in league history and 28th overall to rush for over 1,500 yards in a season, and that performance helped earn him a starting spot in the Pro Bowl. With 365 carries he led the NFL, becoming the 19th player in league history to record over 350 carries in a season. Smith, the third youngest player to reach the 500 carry plateau, joined Walter Payton and Barry Sanders as the only players to do so before their 23rd birthday. His eight 100-yard rushing games in 1991 were the second most in team history and with seven in 1992 and 1993, his 25 career 100-yard games is second on the Cowboys all-time 100-yard rushing games list behind Dorsett (43 games). Smith scored on a career-long 75-yard dash, the longest run in the NFC in 1991, and averaged a career-high 10.2 yards per carry in posting a 112 yard rushing game vs. Washington (9/9). Slowed by a stomach virus most of the game, he was still able to come off the bench to record a team-high eight receptions, including his first career touchdown catch. Against Phoenix (9/22) Smith earned NFC Offensive Player of the Week honors by putting together the fourth best rushing day in Cowboys history with 182 yards rushing and two touchdowns, including a 60-yard touchdown run. With his 75 and 60-yard runs, Smith became the second player in team history to have more than one 60-yarder in the same season (Dorsett had an 84 and 77-yard run in 1977). Smith played five games against the top three run defenses in the league (No. 1 - Philadelphia, No. 2 - New Orleans and No. 3 - Washington), but against the Redskins (11/24) Smith rushed for 132 yards, his second 100-yard game against the Redskins in 1991 and the only two 100-yard games allowed by the Super Bowl Champions, on a single-game club record 34 carries. Four days later he gained 109 yards against Pittsburgh (11/28), and the following week he became the only player to gain 100 yards rushing against the Saints (12/8) by picking up 112 yards. With three straight 100-yard rushing games, Smith matched the second longest streak in team history. Smith's 160 yards and two touchdowns rushing against Atlanta (12/22) allowed him to surpass Sanders and Thomas to win the league rushing title. Smith also finished second in the NFC, and third in the NFL in yards from scrimmage, second in the NFL in touchdowns (13) and rushing touchdowns (12). For all his late season heroics in the Cowboys playoff drive, Smith was named NFC Offensive Player of the Month for December. He opened the playoffs in Chicago (12/29) by recording 105 yards against a Bears' team that had never allowed a running back to go over the century mark in post season play, a record dating back to 1932 and spanning 27 games. Despite missing training camp and the preseason in 1990, Smith finished fifth in the NFC and 10th in the NFL with 937 rushing yards, tops among rookies. In addition his 11 rushing touchdowns led NFL rookies, placed third in the NFC and fifth in the NFL. Smith earned his first professional start against the Giants (9/16) after little more than a week with the club, and the following week at Washington (9/23) he scored his first NFL touchdown. Smith's 241 carries broke Dorsett's rookie club record of 208 carries set in 1977, and his three 100-yard rushing games were the second most ever by a Cowboys' rookie. A vital part of the Cowboys four-game win streak late in the season, Smith caught four passes for a career-high 117 yards against the Rams (11/18) in game one of the streak. Four days later he scored on a 48-yard scamper on his way to a season-high 132 yards rushing against Washington (11/22). Facing Phoenix (12/16), Smith rushed for 103 yards and a career-high four touchdowns to tie the club record for rushing and total touchdowns in a game. The first rookie halfback to start for the Cowboys since Ron Springs in the 1979 season opener, Smith was named NFL Offensive Rookie of the Year by AP, Football News, Pro Football Weekly and Pro Set Trading Cards and made the All-Rookie team of The National, Pro Football Writers Association, UPI, Football Digest, College & Pro Football Newsweekly, Football News, and Pro Football Weekly. He also became the first Cowboys player to participate in the Pro Bowl since Herschel Walker in 1988. GAMES/STARTS (regular season, playoffs): 1990 (16/15), 1991 (16/16, 2/2), 1992 (16/16, 3/3), 1993 (14/13, 3/3). Total - 62/60, 8/8.

**COLLEGE:** An All-America and three time All-Southeastern Conference selection at Florida, Smith established 58 school records in three seasons, including a career rushing mark of 3,928 yards. He surpassed the 1,000-yard rushing mark in his seventh game, earlier than any player in college football history. He also became the second freshman to finish in the top 10 in the Heisman Trophy balloting (Herschel Walker was the other) and earned Freshman of the Year honors from UPI and The Sporting News. In 1989 he set a school single-game rushing mark

**THE PLAYERS**

*E. SMITH, Cont.*

with 316 yards against New Mexico on his way to a school-record 1,599 yards rushing for the season. In three seasons he became the fifth leading all-time rusher in SEC history and led the Gators in receiving two-of-the-three seasons.

**PERSONAL:** Emmitt J. Smith, III was a consensus All-America running back and prep Player-of-the-Year by PARADE Magazine and USA TODAY as a senior at Escambia, FL, High School. He posted the third highest career rushing and scoring totals in national high school history with 8,804 yards and 106 touchdowns. He also averaged 7.8 yards per carry, ran for over 100 yards 45 times and recorded only six fumbles. In 1986 he represented the nation's prep football players at the White House as part of the "Just Say No" anti-drug campaign. In 1992 he started the Emmitt Smith Charity Golf Tournament, played each March in Pensacola, with the money going to help numerous groups in the Pensacola area. He was a Miller Lite NFL Player-of-the-Year finalist in both 1991 and 1992 and the 1993 winner, donating all money received through the awards to the Sickle Cell Anemia Foundation. Smith also works with the Salvation Army, American Lung Association, the Battered and Abused Children's Foundation and B.A.D. (Boxers Against Drugs). He also makes numerous speaking engagements at schools in the Dallas/Fort Worth area and in Pensacola. In May 1994, a celebrity 25th birthday was held for Emmitt with proceeds from a fundraising auction given to the "I Have a Dream" Foundation. Emmitt has three brothers - Erik, Emory and Emil - and two sisters - Marsha and Connie. Erik is attending Pensacola Junior College, Emory is a sophomore on the Clemson football team - winning MVP honors in the Tigers 1993 Peach Bowl win over Kentucky - and Emil attends Escambia High School. Emmitt's mother, Mary, father, Emmitt, and sister, Marsha, head up Emmitt Inc., a marketing and promotions company that handles Smith's merchandising efforts. Emmitt is majoring in therapeutic recreation at Florida.

**SMITH'S COWBOYS TOTALS**

Rushing						Receiving					
Year	No.	Yds.	Avg.	Long	TD	Year	No.	Yds.	Avg.	Long	TD
1990	241	937	3.9	481	11	1990	24	228	9.5	57	0
1991	365	1,563	4.3	751	12	1991	49	258	5.3	14	1
1992	373	1,713	4.6	681	18	1992	59	335	5.7	261	1
1993	283	1,486	5.3	621	9	1993	57	414	7.3	86	1
<b>Totals</b>	<b>1,262</b>	<b>5,699</b>	<b>4.5</b>	<b>751</b>	<b>50</b>	<b>Totals</b>	<b>189</b>	<b>1,235</b>	<b>6.5</b>	<b>86</b>	<b>3</b>
<b>Playoffs</b>						<b>Playoffs</b>					
1991	41	185	4.5	19	1	1991	1	2	2.0	2	0
1992	71	336	4.7	38	3	1992	13	86	6.6	18	1
1993	66	280	4.2	151	3	1993	13	138	10.6	28	1
<b>Totals</b>	<b>178</b>	<b>801</b>	<b>4.5</b>	<b>38</b>	<b>7</b>	<b>Totals</b>	<b>27</b>	<b>226</b>	<b>8.4</b>	<b>28</b>	<b>2</b>

**Single-Game Bests**

Rush Yards — 237 @ Philadelphia, 10/31/93  
 Rush Attempts — 34 @ Washington, 11/24/91  
 Rush Average — 10.2 vs. Washington, 9/9/91  
 Long Rush — 751 vs. Washington, 9/9/91  
 TD's Rushing — 4 vs. Phoenix, 12/16/90  
 Receptions — 12 @ Phoenix, 11/22/92  
 Yards Receiving — 117 @ L.A. Rams, 11/18/90  
 Long Reception — 86 vs. Phoenix, 11/14/93

**SMITH GAME-BY-GAME**

	Rushing					Receiving					
	No.	Yds.	Avg.	Long	TD	No.	Yds.	Avg.	Long	TD	
W-San Diego 9/9	2	2	1.0	1	0						
L-N.Y. Giants 9/16	6	11	1.8	5	0	2	12	6.0	8	0	
L-@ Washington 9/23	17	63	3.7	15	1	2	12	6.0	9	0	
L-@ N.Y. Giants 9/30	12	28	2.3	6	1	4	38	9.5	17	0	
W-Tampa Bay 10/7	23	121	5.3	16	1	2	-9	-4.5	-3	0	
L-@ Phoenix 10/14	12	48	4.0	14	0	1	8	8.0	8	0	
W-@ Tampa Bay 10/21	16	48	3.0	11	0						
L-Philadelphia 10/28	14	52	3.7	15	1						
L-@ N.Y. Jets 11/4	15	55	3.7	22	0	2	3	1.5	6	0	
L-San Francisco 11/11	6	40	6.7	23	0	1	-4	-4.0	-4	0	
W-@ L.A. Rams 11/18	21	54	2.6	12	0	4	117	29.3	57	0	
W-Washington 11/22	23	132	5.7	481	2	2	5	2.5	4	0	
W-New Orleans 12/2	20	85	4.2	17	1	1	3	3.0	3	0	
W-Phoenix 12/16	24	103	4.3	111	4	1	12	12.0	12	0	
L-@ Philadelphia 12/23	14	61	4.4	24	0	1	26	26.0	26	0	
L-@ Atlanta 12/30	16	34	2.1	13	0	1	5	5.0	5	0	
	1991										
W-@ Cleveland 9/1	32	112	3.5	12	0	6	36	6.0	13	0	

**THE PLAYERS**

*E. SMITH, Cont.*


1991 (Cont.)												
Rushing						Receiving						
	No.	Yds.	Avg.	Long	TD	No.	Yds.	Avg.	Long	TD		
L-Washington 9/9	11	112	10.2	75t	1	8	42	5.3	11	1		
L-Philadelphia 9/15	13	44	3.4	8	0	1	12	12.0	12	0		
W-@ Phoenix 9/22	23	182	7.9	60t	2	3	19	6.3	9	0		
W-N.Y. Giants 9/29	18	67	3.7	16	1	1	8	8.0	8	0		
W-@ Green Bay 10/6	32	122	3.8	26	0	7	21	3.0	14	0		
W-Cincinnati 10/13	19	62	3.3	12	1	3	18	6.0	8	0		
L-@ Detroit 10/27	16	66	4.1	15	0	3	4	1.3	3	0		
W-Phoenix 11/3	22	62	2.8	10	3	3	12	4.0	5	0		
L-@ Houston 11/10	12	49	4.1	14	0	5	29	5.8	11	0		
L-@ N.Y. Giants 11/17	17	97	5.7	36	0	3	16	5.3	13	0		
W-@ Washington 11/24	34	132	3.9	32t	1							
W-Pittsburgh 11/28	32	109	3.4	14	1	3	19	6.3	10	0		
W-New Orleans 12/8	27	112	4.1	10	0	2	9	4.5	7	0		
W-@ Philadelphia 12/15	25	75	3.0	13	0							
W-Atlanta 12/22	32	160	5.0	24	2	1	13	13.0	13	0		
PLAYOFFS												
W-@ Chicago 12/29	26	105	4.0	18	1							
L-@ Detroit 1/5/92	15	80	5.3	19	0	1	2	2.0	2	0		
1992												
W-Washington 9/7	27	140	5.2	20	1	3	13	4.3	11	0		
W-@ N.Y. Giants 9/13	23	89	3.9	14	1	8	55	6.9	20	0		
W-Phoenix 9/20	26	112	4.3	22	1							
L-@ Philadelphia 10/5	19	67	3.5	14	0	2	5	2.5	7	0		
W-Seattle 10/11	22	78	3.5	15	2							
W-Kansas City 10/18	24	95	4.0	14	1	4	35	8.8	15	0		
W-@ L.A. Raiders 10/25	29	152	5.2	26t	3	3	15	5.0	9	0		
W-Philadelphia 11/1	30	163	5.4	51	0	1	9	9.0	9	0		
W-@ Detroit 11/8	19	67	3.5	7t	3	3	13	4.3	7	0		
L-L.A. Rams 11/15	19	80	4.2	29	1	2	8	4.0	5	0		
W-@ Phoenix 11/22	23	84	3.7	17	0	12	67	5.6	16	0		
W-N.Y. Giants 11/26	17	120	7.1	66t	1	6	41	6.8	26t	1		
W-@ Denver 12/6	26	62	2.4	10	1	6	45	7.5	20	0		
L-@ Washington 12/13	25	99	4.0	18	0	5	16	3.2	7	0		
W-@ Atlanta 12/21	24	174	7.3	29t	2	2	5	2.5	4	0		
W-Chicago 12/27	20	131	6.6	31t	1	2	8	4.0	4	0		
PLAYOFFS												
W-Philadelphia 1/10/93	25	114	4.6	23t	1							
W-@ San Francisco 1/17/93	24	114	4.8	28	1	7	59	8.4	16t	1		
W-Buffalo 1/31/93	22	108	4.9	38	1	6	27	4.5	18	0		
1993												
L-@ Washington 9/6												
L-Buffalo 9/12												
W-@ Phoenix 9/19	8	45	5.6	16	0	1	3	3.0	3	0		
W-Green Bay 10/3	13	71	5.5	22t	1							
W-@ Indianapolis 10/10	25	104	4.2	20	1	4	39	9.8	15	0		
W-San Francisco 10/17	27	92	3.4	9	1	5	30	6.0	12	0		
W-@ Philadelphia 10/31	30	237	7.9	62t	1							
W-N.Y. Giants 11/7	24	117	4.9	24	2	6	43	7.2	20	0		
W-Phoenix 11/14	24	80	3.3	15	1	4	102	25.5	86	0		
L-@ Atlanta 11/21	1	1	1.0	1	0	4	9	2.3	6	0		
L-Miami 11/25	16	51	3.2	10	0	9	46	5.1	13	0		
W-Philadelphia 12/6	23	172	7.5	57	0	4	26	8.5	19	0		
W-@ Minnesota 12/12	19	104	5.5	22	1	5	26	5.2	13	0		
W-@ N.Y. Jets 12/18	20	91	4.6	12	0	2	11	5.5	6	0		
W-Washington 12/26	21	153	7.3	35	1	3	18	6.0	13	0		
W-@ N.Y. Giants 1/2/94	32	168	5.3	46	0	10	61	6.1	12	1		
Playoffs												
W-Green Bay 1/16/94	13	60	4.6	14	0	2	27	13.5	22	0		
W-San Francisco 1/23/94	23	88	3.8	9	1	7	85	12.1	28	1		
W-Buffalo 1/30/94	30	132	4.4	15t	2	4	26	6.5	10	0		

**THE FIRST 62 CAREER GAMES**  
NFL All-Time Career Rushing Leaders

All-time Rank	Name	Att.	Yds.	Avg.	TDs
(2)	Eric Dickerson	1,465	6,968	4.8	55
(4)	Jim Brown	1,350	6,805	5.0	60
(1)	Walter Payton	1,290	5,846	4.5	47
(3)	Tony Dorsett	1,082	5,047	4.7	37
(5)	Franco Harris	1,062	4,859	4.6	40

The Next Generation (Through 62 Games)

Name	Att.	Yds.	Avg.	TDs
Emmitt Smith	1,262	5,699	4.5	50
Barry Sanders	1,189	5,674	4.8	52
Thurman Thomas	1,064	4,829	4.5	26



## Jimmy Smith

WIDE RECEIVER • JACKSON STATE  
HT: 6-1 • WT: 205 • BORN: 2/9/69  
D-2A FOR '92 • 3rd YEAR

82

**PRO:** After spending the entire 1993 season on the reserve/non football illness list, Jimmy Smith returns for his third season to compete with Kevin Williams for the third receiver spot. Smith was in competition with Williams in last season's training camp before he was forced to undergo an emergency appendectomy prior to the final preseason game. At the time of the injury, Smith was enjoying an excellent training camp and preseason. He was leading the team in receptions (13) and in receiving yards (197). In the first preseason game vs. the Vikings (8/1), he led the team with six receptions for 56 yards. Two weeks later against the Raiders (8/14), he hauled in a 41-yard touchdown from Hugh Millen. He followed that performance by catching four passes for a preseason high 88 yards against Houston (8/21). As a rookie, his opportunity was dashed in the first week of training camp when he sustained a broken leg on July 19. The speed that gave him big-play potential was slowed for the next several months. Smith returned to practice on September 28 and spent the first five weeks on injured reserve before he was activated on October 7. Although he played most of the fourth quarter at wide receiver against Seattle (10/11), his game action was limited to only seven games. He did not have any pass receptions in his rookie season. His biggest contribution on special teams was at Atlanta (12/21) when he gained attention by pinning Deion Sanders at the Falcons' 11-yard line on punt coverage. Smith joined the Cowboys with the complete package of fluid movement, 4.4 speed in the 40 and outstanding body control. GAMES/STARTS (regular season,playoffs) (6/0),(2/0) 1993 (NFI).

**COLLEGE:** As a senior, Smith earned a spot on the Senior Bowl roster and was a second-team All-Southwestern Athletic Conference selection at Jackson State. He led the team in receptions with 43 catches for 804 yards and an impressive 18.4-yard average. He earned National Player of the Week honors against Delaware State by catching a school record 10 passes for 239 yards, including a 71-yard grab. En route to helping the 1990 Tigers to an 8-3 mark and a spot in the NCAA Division I-AA playoffs, Smith's junior season produced even more impressive numbers. He teamed with Tim Barnett (third round choice of Kansas City in '91) to form the top receiving tandem in the country. Smith was the team leader in receptions (40) and yards (877), while also compiling a stellar 21.3 yard average with nine TD catches.

**PERSONAL:** Smith was an all-conference performer at Calloway High in Jackson, MS. His father, Jimmy, Sr., was a linebacker in 1968 for the Cincinnati Bengals.



## Kevin Smith

CORNERBACK • TEXAS A&M  
HT: 5-11 • WT: 180 • BORN: 4/7/70  
D-1A FOR '92 • 3rd YEAR

26

**PRO:** Two years ago, Kevin Smith was a high profile rookie in a vulnerable spot. He was thrust into the fire as a starting cornerback ten weeks into his first professional season—gaining his first assignment against the Phoenix Cardinals on November 22, 1992. From that day on, he hasn't missed a start, and he hasn't missed a beat. Within eight weeks, Smith was lining up against Jerry Rice in the NFC Championship Game in Candlestick Park, and two weeks later he was starting in Super Bowl XXVII. Because of his confidence, tremendous natural ability and intelligence, things have always happened rather quickly for Smith, the Cowboys' first pick in the



*K. SMITH, Cont.*

1992 NFL Draft, and the 17th pick overall. As a rookie in '92, he was the youngest player on the Cowboys roster at age 22, and, as a second year man in 1993, he performed like he'd been in the league for five years. As he enters the 1994 season, Smith has started 28 straight games (including playoffs), and he is on the brink of becoming a Pro Bowl caliber player. As a second-year player in 1993, Smith led the Cowboys in interceptions with six, collecting more interceptions than any other Dallas player since Michael Downs had six in 1986. Smith tied for second in the NFC in interceptions, while finishing the year seventh overall in the NFL in that department. He also was the team's leader in passes defended with 13, and tied for the team lead in forced fumbles with three. He closed out the season ranked fifth on the team in tackles with 90, and third on the team in solo tackles with 73. On 12/18 (at Jets), he became the first Cowboy defender since 1990 to be named NFC Defensive Player of the Week after a brilliant outing in New York. He had seven tackles, forced two fumbles, recovered one (his first NFL fumble recovery) and returned an interception 32 yards for a touchdown (the first of his career). He registered a career-high 10 tackles at Indianapolis (10/10) and recorded an interception. He also tallied interceptions against Buffalo (9/12), Green Bay (10/6), at Minnesota (12/12) and against the Redskins (12/26). In his last 20 games, Smith has eight interceptions. As a rookie in 1992, Smith started nine games (including playoffs), and he registered 36 tackles, seven passes defended, two interceptions one forced fumble and one fumble recovery. He picked up his first career interception on the first play of the game at Denver (12/6) off of fellow rookie Tommy Maddox. He then closed the regular season with a theft against Chicago. In the NFC Championship Game, Smith was a very visible factor in the Dallas secondary where he collected a career-high eight tackles (seven solos), while returning a fumble recovery 11 yards. His regular season-high for tackles came against the Giants (11/26) with six total stops (five solos). His early season development was hampered somewhat by a preseason hamstring pull that kept him out of much of the full speed training camp work. Smith wound up being only the third defensive back drafted by Dallas in the first round (Aaron Kyle, 1976 and Rod Hill, 1982), and he was chosen with the highest pick ever used on a Dallas defensive back. GAMES/STARTS (regular season, playoffs): 1992 (16/6, 3/3), 1993 (16/16, 3/3). Total — 32/22, 6/6.

**COLLEGE:** A big play man throughout his career at Texas A & M. Midway through his final college season, Smith was called upon to return punts and quickly became one of the nation's finest. He returned one punt 71 yards for a score against Rice and then later added a 73-yard TD return against Texas. He finished the season with a 14.7 yard return average that was good for sixth in the nation. With an uncanny knack for finding the end zone, Smith scored six special teams/defensive touchdowns in four years at Texas A&M. He set a Southwest Conference record for career interceptions with 20, tied the conference mark for career touchdowns on interceptions with three and set Texas A&M career records for interception return yards (289) and passes defended (32). In addition Smith, who missed only one game during his four years at Texas A&M, started 38 straight games to end his collegiate career. A semifinalist for the Jim Thorpe Award, given to the nation's best defensive back, Smith also earned consensus All-America honors in 1991. He was an All-SWC selection for three straight years at A & M. His Aggie teams compiled a record of 27-9-1 (.743), played in three bowl games and won the conference title in 1991. The 17th overall pick in the 1992 draft, Smith was selected with the highest choice ever used on a defensive back from Texas A & M. He follows a group of ex-Aggies (Yale Lary, Det.; Bob Smith, Det.; Dave Elmendorf, Rams; Pat Thomas, Rams; and Lester Hayes, Raiders) who earned All-Pro honors playing in the secondary.

**PERSONAL:** In his senior year at West Orange Stark High School in Orange, TX, Kevin Rey Smith not only recorded 12 interceptions but caught nine touchdown passes while playing wide receiver. He was recruited as a wide receiver by the University of Houston and Louisiana State University but chose to play defensive back at Texas A&M. He was the first Aggies player drafted by Dallas since guard Matt Darwin in the fifth round in 1985. During his senior year Smith roomed with linebacker Quentin Coryatt, who was selected by Indianapolis with the second overall pick in the 1992 draft. Smith was a successful baseball player in high school until his sophomore year, when a fastball hit him on the left side of the face, leading him to devote more

K. SMITH, Cont.

time to football. He also competed in basketball and track in high school. Smith majored in recreation, parks and tourism at Texas A&M. His twin sisters received track scholarships to college but both chose to bypass athletics and pursue engineering degrees.

SMITH'S COWBOYS TOTALS													
Tackles					Pass Interceptions								
Year	Solo	Ast.	Tot.	Tkl/For Loss	Pass Def.	For. Fum.	Fum. Rec.	Year	No.	Yds.	Avg.	Long	TD
1992	22	9	31	0	8	1	0	1992	2	10	5.0	7	0
1993	73	17	90	0	13	3	1	1993	6	56	9.3	32t	1
Totals	95	26	121	0	21	4	1	Totals	8	66	8.3	32t	1
Playoffs					Opponents' Fumbles Recovered								
1992	11	2	13	0	2	0	1	1993	1	14	14.0	14	0
1993	14	1	15	0	4	0	0	Playoffs					
Totals	25	3	28	0	6	0	1	1992	1	11	11.0	11	0



## Mark Stepnoski

CENTER • PITTSBURGH  
HT: 6-2 • WT: 269 • BORN: 1/20/67  
D-3A FOR '89 • 5th YEAR




**PRO:** Mark Stepnoski is only the second Pro Bowl center in the history of the Dallas Cowboys, and in 1993, he became the first Dallas center to make more than one Pro Bowl trip. Not since Dave Manders was selected for Pro Bowl service in 1966 had the organization produced a center with as much acclaim as Stepnoski, who earned Pro Bowl status following the 1992 and 1993 seasons. And, although his season was cut short by a (right) knee injury at Minnesota on 12/12, Stepnoski's list of honors did not stop at just the Pro Bowl. In 1993, he was a first team All-NFC selection by the U.P.I. and The Football News. He also earned second team All-Pro recognition from College and Pro Football Weekly. As he heads into the prime of his career, with the successful rehabilitation of his knee nearly complete, Stepnoski has earned the reputation as one of the league's very best at his position. Although he is the smallest member of the Cowboys mammoth offensive line, Stepnoski is highly regarded as a tremendous technician who uses his intelligence and quickness to get the job done. Natural football instincts and toughness are Stepnoski trademarks as well. Prior to his knee injury—which required surgery in December—Stepnoski had started 68 straight games (including playoffs) in which he was on the active roster, having never missed a professional game due to injury. In 1993, he earned coaches game ball awards for his performances against Green Bay (10/6), San Francisco (10/17) and in the Minnesota game where he was injured. He was a key cog in the first Dallas offensive line to ever have three players selected to the Pro Bowl (along with Erik Williams and Nate Newton). The 1993 season saw Stepnoski right in the middle of Emmitt Smith's third straight rushing title. He has been the center for each of Smith's three historic seasons in which the Dallas running back has accounted for 4,762 yards rushing for an average of almost 1,600 yards per season. Last season, the Cowboys had the NFL's second ranked rushing offense, averaging 135.1 yards per game. In addition to dominant run blocking effectiveness, Stepnoski and Co. permitted the lowest number of sacks in the NFC last year—29 for losses totaling just 10.2 yards per game. In the 16 regular season games in '93, the Cowboys allowed more than two sacks in just three games. He made his first waves in terms of national recognition following a stellar 1992 season that garnered Stepnoski's first Pro Bowl selection. In 1992, he was also named to the A.P. All-Pro Team (second team), while collecting All-NFC recognition from the U.P.I. and the Football News. The Cowboys 1992 line allowed a team record of just 23 sacks of quarterback Troy Aikman—a figure that was second best in the NFL. Dallas also led the entire league in fewest yards lost due to sacks—just 112 over 16 regular season games for an average of just

STEPNOSKI, *Cont.*

7.0 yards per game. The Cowboys' line registered 11 regular season games of permitting one-sack-or-less, and along the way, Troy Aikman enjoyed his first injury-free NFL season. In addition, running back Emmitt Smith led the NFL in rushing for a second straight year with a club-record 1,713 yards. He was not on the active roster vs. Redskins (9/7) and Giants (9/13) in the aftermath of a lengthy contract negotiation. He earned a coaches game ball award following his performance in the Cowboys 20-10 win over Philadelphia (11/1). Stepnoski's play enabled Emmitt Smith to become the first back to rush for over 100 yards (163 on 30 carries) against the vaunted Philly defense in over 50 games. In 1991, Stepnoski was also a key figure in helping to produce the NFL's top rusher in Smith (1,563 yards) and the league leader in receiving yardage, Michael Irvin (1,523 yards). It was the first time in league history that one team had produced both statistical leaders in the same season. He was a visible figure in an offensive line that was easily the team's most dramatically improved position group. In addition to Smith and Irvin's numbers, the Cowboys' offensive line permitted two-sacks-or-less in 11 of the 16 regular season games in '91, while surrendering one sack-or-less on eight different occasions. As a result, Dallas quarterbacks Troy Aikman and Steve Beuerlein passed for 3,663 yards—the club's highest figure since 1985. He was awarded coaches' game ball following a dominant performance in the Cowboys' 20-17 win over Green Bay in Milwaukee (10/6). Throughout all of 1991 and 1990, he consistently graded out among the Cowboys' top offensive linemen on a weekly basis. Prior to the 1994 drafting of Larry Allen (second round), Stepnoski was the highest draft choice (3rd round—57th overall in 1989) of all Dallas' offensive linemen. He finished his rookie season of 1989 by starting the final four games at center and graded out as the team's best offensive lineman during that stretch. He was the first rookie to start at center for Dallas since Robert Shaw in 1979. Stepnoski was part of the Cowboys' stellar 1989 draft class that produced four current starters—Troy Aikman, Daryl Johnston, Stepnoski and Tony Tolbert—in the first four rounds. All but Tolbert in that group have earned Pro Bowl recognition. GAMES/STARTS (regular season, playoffs): 1989 (16/4), 1990 (16/16), 1991 (16/16, 2/2), 1992 (14/14, 3/3), 1993 (13/13, 0/0). Total — 75/63, 5/5.

**COLLEGE:** Stepnoski became a starting guard for Pitt in the third game of his freshman year. As a sophomore in 1986 he earned third-team All-America notice and made the Football News Sophomore All-America team. He was slowed by an ankle injury in '87 that forced him to miss his only college game, but he rebounded to win first-team All-America honors in '88. He also was named an Outland Trophy finalist and Lombardi Award semifinalist that year. Stepnoski was a two-time Academic All-America and in '88 was one of 11 National Football Foundation and Hall of Fame scholar-athletes.

**PERSONAL:** Mark Matthew Stepnoski attended Cathedral Prep High School in his native Erie, PA, where he was a star football player and member of the National Honor Society. In 1984 Mark was named a high school football All-America by USA Today and Parade Magazine. His father Marty was a teammate of Hall of Fame receiver Fred Biletnikoff on the 1960 Erie Tech High School team. He earned a degree in communications from the University of Pittsburgh. He is an avid reader who enjoys sampling the cuisine at many of Dallas' finest restaurants.



## Ron Stone

OFFENSIVE LINEMAN • BOSTON COLLEGE  
HT: 6-5 • WT: 306 • BORN 7/20/71  
D-4B FOR '93 • 2nd YEAR




**PRO:** Ron Stone enters his second year with the potential to be an outstanding lineman in the NFL. A back up at both tackle positions, Stone, who is a former defensive tackle, has made considerable strides under the guidance of Pro Bowler Eric Williams and 12 year veteran Mark Tuinei. Last season Stone was active for four games but did not see action in any contest. The other 12 year

STONE, *Cont.*

weeks he was de-activated when the Cowboys dropped to 45 players on game day. Drafted in the fourth round (96th overall), Stone was the only Boston College player selected in the 1993 NFL draft and the first Golden Eagles' offensive lineman to be drafted by Dallas since David Widell was the Cowboys' fourth round choice in 1988. GAMES/STARTS (regular season/play-offs) 1993 (0/0),(0/0)

**COLLEGE:** Stone made a smooth and rapid adjustment to right tackle on the offensive line his senior year at Boston College after making 68 tackles as a defensive lineman for the Golden Eagles in 1990 and 1991. Stone anchored an offensive line that ranked 12th in the nation, average 233.5 yards per game and finished 10th in total offense with an average of 438.4 yards per game. As a junior, Stone started all 11 games at right defensive tackle and finished with 49 tackles, a sack and five stops for 10-yards in losses.

**PERSONAL:** Ron Stone, who did not play high school football until his junior year at West Roxbury, MA, served as team captain and blocked three punts his senior year. He also started at forward on the basketball team, despite only playing as a senior. A sociology major at Boston College, Stone spent the summer of 1992 working with inner-city youth in the Big East Conference's "Athletes Care" program.



## Dave Thomas


CORNERBACK • TENNESSEE  
HT: 6-2 • WT: 205 • BORN: 8/25/68  
D-8A FOR '93 • 2nd YEAR



**PRO:** One of the best stories in the NFL last year had to be Dave Thomas. After a two year layoff from football, Thomas was selected by the Cowboys in the eighth round on the recommendation of Larry Lacewell, the Cowboys Director of College Scouting. Lacewell recruited Thomas from Butler Community College, in El Dorado, Kansas in 1989 when he was the defensive coordinator at Tennessee. Despite being a rookie, Thomas was the primary back up at both cornerback positions. With the odds stacked against him, Thomas began to make coaches notice him early in the preseason by intercepting a pass in the first preseason game vs. the Vikings (8/1). He earned a spot on the roster and began to contribute on special teams. Always giving his all, Thomas suffered a mild concussion vs. Green Bay (10/3) on kickoff coverage. Thomas saw fourth quarter action when Kevin Smith's back tightened up at the N.Y. Jets (12/18). He also finished second on the team with three special teams tackles in that game. Thomas tied for the team lead with three special teams tackles vs. Washington (12/26) and vs. Buffalo (1/30) in Super Bowl XXVIII. The 203rd player selected in the 1993 NFL draft, Thomas was the 14th Tennessee player to be drafted by the Cowboys, the second highest total from any college. He joined Todd Jones (a defensive back drafted by the San Francisco 49ers in the first round) as the only Tennessee players selected in 1993. He was the fourth Tennessee defensive back drafted in the past three years (Carter, Kansas City; Jeremy Lincoln, Chicago; Harlan Davis, Seattle). GAMES/STARTS (regular season, playoffs): (12/0),(3/0)

**COLLEGE:** After an outstanding career at Butler Community College, Dave Thomas transferred to Tennessee. He finished second in the nation as a sophomore with 10 interceptions and ended his JUCO career with 17 picks. As a junior in 1990, Thomas played in all 13 games as a backup for the Vols and finished with 17 tackles, one pass defended and an interception he returned 51-yards against UTEP, the longest interception return of the season.

**PERSONAL:** Dave Thomas was a third team All-America and All-Conference selection in football as a senior at Miami Beach High School in Miami, FL. Thomas also lettered in track and basketball.



## Tony Tolbert

DEFENSIVE END • TEXAS-EL PASO  
 HT: 6-6 • WT: 263 • BORN: 12/29/67  
 D-4 FOR '89 • 6th YEAR

92

**PRO:** Perhaps no Dallas Cowboys player has been more productive—and more unheralded—over the course of the last four seasons than defensive end Tony Tolbert. Since the start of the 1990 season, Tolbert has piled up more quarterback sacks (29) than any other Dallas defender. He has also been the team's top tackler among defensive linemen in each of the past three seasons, averaging 81.3 tackles per season. Tolbert's high level of performance is directly related to his toughness and durability. He is the only member of the current Dallas defense who has started every Cowboy game—56 regular season and post-season outings—since the beginning of the 1991 season. Known primarily as a very effective run stopper, Tolbert led the Cowboys in sacks in 1993 with 7.5. It marked the second time in the last three years that he has held the top spot in sacks. Despite coming out on many certain passing downs, Tolbert finished the year ranked third in quarterback pressures with 23. He enjoyed his finest outing of the year against his hometown N.Y. Giants on 11/7, collecting a coaches game ball award after racking up a season-high nine tackles, one sack and three quarterback pressure. Tolbert enjoyed his most consistent season as a professional in 1993 as he accounted for at least six tackles in half of the Cowboys 16 regular season games. He had multiple sack games against Buffalo (2 on 9/12) and Washington (2 on 12/26), while racking up a season-high five quarterback pressures against Philadelphia (12/6). In the playoffs, Tolbert was at his best, accounting for one sack in each postseason game, while averaging five tackles per contest. After coming to the Cowboys as an unheralded 230 pound outside linebacker in 1989, Tolbert has added strength, size and productivity in each of his five seasons in the NFL. In 1992, he led Dallas defensive linemen in total tackles (87) and was a key figure in helping Dallas to the No. 1 overall defensive ranking in the NFL. His play was most visible against the run, lifting the Cowboys to the NFL's top spot in rushing defense (allowing just 77.8 rushing yards per game). Tolbert finished the season ranked second on the team in sacks with 8.5 (behind fellow end Jim Jeffcoat's 10.5), and the Cowboys' pass rush was a dominant factor in the team finishing the year ranked fifth in the NFL in passing defense. The '92 Cowboys registered 44 sacks to rank fourth in the NFC, while nearly doubling the total of 23 sacks in 1991. In the second through fifth games of the '92 season, Tolbert put together a red-hot streak of productivity in which he collected six sacks (with at least one in each game), 32 total tackles, and two forced fumbles. He earned coaches' game ball awards in three of those four games vs. the Giants (9/13), Phoenix (9/20) and Seattle (10/11), and in the other outing (10/5 at Philly) he collected a career-high tackle total of 12 stops. Tolbert matched that tackle total at Washington (12/13), and his 12 tackle performances vs. Philadelphia and Washington marked single game highs for Dallas defensive linemen in 1992. Tolbert finished the season with career high marks for tackles (87), sacks (8.5) and forced fumbles (3). In addition, he closed the year tied for the team lead in forced fumbles while also tying for second on the defense in quarterback pressures with 19. Tolbert contributed two of Dallas' five sacks of Randall Cunningham in the Cowboys' divisional playoff win over Philadelphia (1/10), and he added another playoff sack in the Super Bowl XXVII win over Buffalo. In 1991, Tolbert's first complete season as a full-time starter (left end), he made a visible impact on a defense that finished the year ranked eighth against the run in the NFL, allowing just 98.2 rushing yards per game. An active run-stopper, Tolbert also led the Cowboys in sacks (7) and quarterback pressures (25), while tying for the lead among defensive linemen in passes batted down with five. He closed out the season ranked fifth on the team in tackles with 73. His nine tackles at Houston (11/10) and at the Giants (11/17) were single game-highs among Cowboy defensive linemen in 1991. He finished tied for second on the team in forced fumbles with two (vs. Phoenix and Atlanta) and he picked up his lone fumble recovery of the year at Green Bay

TOLBERT, *Cont.*

(10/6). From weeks four through eight in 1991, he put together a five game streak where he accounted for four of his team-leading seven sacks. In 1990, Tolbert played at both end positions and also at tackle in nickel pass rushing downs. He started the last three games of the season at right end, and collected 18 tackles, eight QB pressures, one sack and one forced fumble in those final three outings. He also had an 11 tackle performance at Atlanta (12/30) to close out the season. Tolbert finished the year ranked third in sacks with 6. He also finished third on the squad in quarterback pressures with 24. In 1989, he made his NFL starting debut against the defending Super Bowl champion San Francisco 49ers (10/15), marking the first start by a Cowboy rookie defensive end since Randy White in 1975. The following week in Kansas City, he had one of his best career outings with 10 tackles, a pass defended and a forced fumble. Drafted in the fourth round, Tolbert is the highest NFL draft pick from Texas-El Paso since Fred Carr was selected in the first round by Green Bay in 1968. He is also part of the Cowboys' 1989 draft class that produced four current starters—Troy Aikman, Darryl Johnston, Mark Stepnoski and Tolbert—in the first four rounds. Tolbert and Johnston are the only members of that quartet who have played in all 64 regular season games since entering the league in 1989. GAMES/STARTS (regular season, playoffs): 1989 (16/5), 1990 (16/4), 1991 (16/16, 2/2), 1992 (16/16, 3/3), 1993 (16/16, 3/3). Total — 80/57, 8/8.

**COLLEGE:** A team captain his senior year, Tolbert led Texas-El Paso to a 10-2 record, their best since 1931, and their first bowl appearance since 1967. He earned All-Western Athletic Conference and honorable mention All-America honors after leading the Miners in sacks with 11 and tackles for a loss with 15 in 1988.

**PERSONAL:** Tony Lewis Tolbert earned all-conference recognition at Dwight Morrow High School in Englewood, NJ, where he grew up a big fan of the New York Giants. He joins his fellow defensive end Jim Jeffcoat, as natives of the Garden State. Tolbert earned his degree in criminal justice from UTEP following his second season in the NFL. Tony and his wife Satasha live in Coppell, TX.

TOLBERT'S COWBOYS TOTALS

Year	Tackles					Loss	QB Press.	Passes Def.	For. Fum.
	Solo	Ast.	Tot.	Sacks	Loss				
1989 ...	33	19	52	2	-	18	6	1	
1990 ...	30	25	55	6	-	24	3	1	
1991 ...	38	35	73	7	4(-20)	25	5	2	
1992 ...	46	41	87	8½	3(-11)	19	1	3	
1993 ...	42	42	84	7½	1(-1)	23	1	0	
<b>Totals ...</b>	<b>189</b>	<b>162</b>	<b>351</b>	<b>31</b>	<b>8(-32)</b>	<b>109</b>	<b>16</b>	<b>7</b>	
<b>Playoffs</b>									
1991 ...	6	4	10	½	1(-1)	2	0	0	
1992 ...	3	5	8	2	0	7	0	0	
1993 ...	9	7	16	3	2(-10)	3	1	0	
<b>Totals ...</b>	<b>18</b>	<b>16</b>	<b>34</b>	<b>5½</b>	<b>3(-11)</b>	<b>12</b>	<b>1</b>	<b>0</b>	

Year	Opponents' Fumbles Recovered			
	No.	Yds.	Avg.	Long TD
1991 .....	1	0	0.0	0 0



Mark Tuinei

TACKLE • HAWAII  
 HT: 6-5 • WT: 305 • BORN: 3/31/60  
 FA FOR '83 • 12th YEAR



**PRO:** Mark Tuinei enters his ninth season as the starting left tackle for Dallas and joins Bill Bates and Jim Jeffcoat in entering his 12th season with the Cowboys, the longest tenures of any active player.

Tuinei, who has played in more NFL games (153) than any other Cowboys offensive player, started all 19 games during the 1993 season, including the postseason. Perhaps the proudest an offensive lineman can be is when his team is successful running the football, and for Tuinei that moment came at Philadelphia (10/31) when he helped spring Emmitt Smith for an NFL season-high and club record 237 yards rushing. Over the last month of the regular season,

TUINEI, *Cont.*

behind the blocking of Tuinei and the offensive line, Smith picked up 688 yards in five straight Cowboy wins. Despite suffering dehydration at Minnesota (12/12), Tuinei still played a majority of game at left tackle, earning a game ball from coaching staff after helping limit the Vikings' defense — ranked second in NFL going into game — to no sacks while racking up 356 yards of total offense and 37 points. A stalwart at tackle, Tuinei's blocking skills helped the Cowboys rank fourth in the league in total offense in 1993, second in rushing and seventh in passing. He also helped lead Smith to his third consecutive NFL rushing title and seven 100-yard rushing days. Although he suffered a bruised ankle in practice prior to the Green Bay playoff game (1/16) and missed most of the week's practice, Tuinei started all three postseason games. The Cowboys offensive line helped roll up 366 yards per game, including 119 yards rushing, while Troy Aikman was sacked only seven times for 28 yards in losses in those three games. Tuinei and the Dallas offensive line helped land five offensive skill players (Smith, Michael Irvin, Jay Novacek, Daryl Johnston and Troy Aikman) in the Pro Bowl following the season. In 1992, Tuinei started 15 of the 16 regular season games, but in the week leading up to the Kansas City game (10/18) Tuinei injured his back lifting weights and was forced to sit out the Chiefs' contest. He returned to the starting lineup the following week at the L.A. Raiders (10/25) and remained there the rest of the season. Facing the tough Philadelphia defense (11/1), which was ranked first in the NFL in fewest yards allowed going into the game, Tuinei earned a game ball from the coaching staff as his blocking helped spring Smith for 163 yards rushing. The first 100-yard rusher against the Eagles in 53 games, a streak that dated back to Sept. 17, 1989. Tuinei first led Smith to the NFL rushing title in 1991, when Smith was the only player to record 100-yard days against Washington (twice) and New Orleans. Tuinei and the Cowboys' line was also the first group to keep the powerful Saints defense (12/8) from recording a sack in 1991. Tuinei started all 13 games he played in 1990, missing three games with a sprained right knee suffered in the N.Y. Jets game (11/4). After being slowed with an injured left knee in 1987 and 1988, Tuinei started all 16 games in 1989. Working mostly against All-Pro Lawrence Taylor, Tuinei earned player of the game honors after Dallas held the Giants (10/1) without a sack. He originally injured his left knee in the 1987 Thanksgiving Day game against Minnesota and missed the rest of the year. He re-injured the knee after five games in 1988 and again sat out the remaining games. It took a few years before Tuinei settled at the left tackle position. He made the club in 1983 as a free agent defensive tackle where he played for two years. After moving to the offensive line in 1985, he backed up Tom Rafferty at center. In 1986 Tuinei worked at all three offensive line positions in training camp until injuries in the defensive line forced him to split practice time between offensive and defensive tackle. Against Denver in 1986 he led the Cowboys defensive linemen with six tackles while playing for injured Randy White. The next week against Washington he became the starting left offensive tackle. GAMES/STARTS (regular season, playoffs): 1983 (10/0, 1/0), 1984 (16/0), 1985 (16/0, 1/0), 1986 (16/11), 1987 (8/8), 1988 (5/4), 1989 (16/16), 1990 (13/13), 1991 (12/12, 2/2), 1992 (15/15, 3/3), 1993 (16/16, 3/3). Total - 143/95, 10/8.

**COLLEGE:** Tuinei played his first two collegiate seasons at UCLA where he started at defensive tackle as a sophomore, finishing fifth on the team in tackles. He transferred to Hawaii but was nagged by injuries his senior year and played in only seven games.

**PERSONAL:** Mark Pulemau Tuinei (TOO-ee-nay), was born in Oceanside, CA, and raised in Honolulu, where he starred at Punahou High School. He was Hawaii Prep Lineman of the Year as a senior, a state shot put champion and an all-star basketball player. His brother Tom was an All-Western Athletic Conference defensive tackle at Hawaii and played for the Detroit Lions and the Canadian Football League's Edmonton Eskimos. He also has a cousin, Dan Saleaumua, who is a nose tackle for the Kansas City Chiefs. Mark and wife Ponalani live in Carrollton, TX with their Rottweiler, Shaku Zulu, and Lhasa apso, Lil' Mama.



## Matt Vanderbeek

LINEBACKER/DEFENSIVE END • MICHIGAN STATE  
 HT: 6-3 • WT: 243 • BORN: 8/16/67  
 WAIV. FOR '93 • 5th YEAR



**PRO:** Special teams is a phase of the game taken very seriously around Dallas, as evidenced by the fact that Dallas was the only NFL team to finish the regular season with a Top 10 ranking in all four major kicking game categories. Consistency spelled results for the Cowboys as they compiled the following NFL rankings: kickoff returns (7th, 21.1 yards per return); opponents kickoff returns (9th, 18.6); punt returns (9th, 10.3) and opponents punt returns (2nd, 5.3). One of the key factors in that consistency was Matt Vanderbeek, who was acquired off waivers from Indianapolis on August 31. He responded by finishing second on the team with 22 special teams tackles and earning one of the three Dallas nominations for the Pro Bowl ballot on special teams. In the season opener, Vanderbeek downed a John Jett punt at the Redskins four-yard line in fourth quarter at Washington (9/6) in his first game as a Cowboy. He had two special teams tackles vs. Green Bay (10/3), and the following week at Indianapolis (10/10) against his former team, he received a special teams game ball for his two tackle performance. In his only action with the defense, he had a quarterback pressure vs. Giants (11/7), and he added a team-high three tackles and two key blocks to help spring Kevin Williams on two 45+ yard kickoff returns on special teams. At Atlanta (11/21) Vanderbeek posted a season-high five special teams tackles. After tying for the team lead with three special teams tackles vs. Washington (12/26) and helping hold Brian Mitchell and Desmond Howard to a 17.7 kickoff return average on six kicks, Vanderbeek led the team in special teams tackles during the postseason with seven, including a team-high four special teams tackles vs. San Francisco (1/23). The Colts leader in special teams tackles in 1992 with 18, Vanderbeek saw action in the final 15 games of the season, primarily on special teams. Against Buffalo (9/20) he logged three special teams stops to lead the team and record his season high. Later in the season against Miami (11/8) he saw limited action at linebacker as part of the defensive unit but did not record any tackles. The following week he had a six yard kickoff return against New England (11/15). In 1991, Vanderbeek signed as a Plan B free agent with Minnesota on March 18, but he suffered a hand injury during training camp and was placed on injured reserve August 27. He remained on the Vikings injured reserve until his release on October 8. After that he re-signed with the Colts on October 23 and saw action in five games, including a start at left inside linebacker against Cleveland (12/1) in place of an injured Scott Raderic. A week earlier at Green Bay (11/24) he had a season-high five tackles on defense and also added two special teams stops. For the year Vanderbeek logged 11 tackles. Originally signed by the Colts in 1990, Vanderbeek made the club's active roster as a rookie free agent, seeing action in all 16 games and earning seven starts. He earned his first NFL start against Buffalo (9/9) and recorded seven tackles from the left inside linebacker position. Later in the season he had a forced fumble against Houston (9/23) and recorded a single-game career-high nine stops at Philadelphia (9/30). Following the Eagles game he returned to a reserve role until an injury to Freddy Young landed Vanderbeek back in the starting lineup, this time at right inside linebacker, where he started the final four games of the season and recorded seven tackles against Phoenix (12/2). GAMES/STARTS (regular season, playoffs): 1990 (16/7-Ind.), 1991 (5/1-Ind.), 1992 (15/0-Ind.), 1993 (16/0, 3/0). Total - 52/8, 3/0 (Dallas-16/0, 3/0).


**COLLEGE:** A two-year starter at Michigan State, Vanderbeek had 119 career tackles, five quarterback sacks and 21 tackles for losses. He was teammates with Dixon Edwards at Michigan State and, Vanderbeek earned honorable mention All-Big 10 his senior year with 60 tackles, two sacks, 11 tackles for losses, five fumble recoveries and one forced fumble. Following the season he was selected to both the 1989 Martin Luther King Jr. Classic and the 1989 Aloha Bowl.



VANDERBEEK, Cont.

**PERSONAL:** Matthew James Vanderbeek earned all-state honors as a senior at West Ottawa High School in Holland, MI. He majored in communications at Michigan State.

VANDERBEEK'S NFL TOTALS							
Year	Tackles			Sacks	Passes		QB Press.
	Solo	Asst.	Tot.		Def.	Fum.	
1990 (Ind.)	30	16	46	0	1	-	-
1991 (Ind.)	6	5	11	0	0	-	-
1993	0	0	0	0	0	0	1
<b>Totals</b>	<b>36</b>	<b>21</b>	<b>57</b>	<b>0</b>	<b>0</b>	<b>1</b>	<b>1</b>



## James Washington

SAFETY • UCLA

HT: 6-1 • WT: 209 • BORN: 1/10/65

FA FOR '90 • 7th YEAR



**PRO:** For the 1994 season, the Dallas defense will be returned to the able hands of veteran safety James Washington, who started at both free and strong safety most of the 1992 season when Dallas led the NFL in total defense. With the departure of last year's free safety Thomas Everett and the outstanding year turned in by strong safety Darren Woodson, Washington will be counted on to lead the Dallas defense from the free safety spot in 1994. Washington did just that in Super Bowl XXVIII (1/30), finishing second in the Most Valuable Player balloting for the game. His timely defensive play against Buffalo sparked Dallas to a 30-13 win and back-to-back titles. Washington started the game at free safety because Woodson moved to a linebacker spot in the Dallas nickel defense against the Bills wide-open offense, and he made the most of that opportunity. In the first half Washington quietly began what would be his finest day as a professional by forcing a Thurman Thomas fumble that led to a first quarter field goal for Dallas. Trailing 13-6 at the half, Washington turned the tide early in the third quarter when he scooped up another Thomas fumble and weaved his way 46 yards for a touchdown to tie the game at 13-13. That play opened the flood gates on what would be 24 unanswered second half points against the Bills. On the day Washington was involved in all three Buffalo turnovers, the final one coming on the first play of the fourth quarter when he intercepted a Jim Kelly pass and returned it 12 yards to the Bills 34 yard-line. That set up another Dallas touchdown and put the game out of reach at 27-13. He also led the team that day with 10 solo tackles (11 total). Combined with his Super Bowl XXVIII pick, Washington has now recorded an interception in three of the last five postseason games. The 1993 season did not start out like that Super Bowl dream for Washington as he moved into the starting line-up with preseason injuries to Woodson and then back out with a sprained right knee in the season opener against the Redskins at RFK (9/6). Washington missed the next two games, and returned to action against Green Bay (10/3) in time to record five tackles and four special teams stops. Despite playing primarily in the Dallas nickel defense most of the season, he was second among non-starters in tackles with 42, and also contributed 12 stops on special teams. Washington recorded a season-high six tackles at Indianapolis (10/10), and added five tackles, forced one fumble and recovered another against Miami (11/25) on Thanksgiving Day. Against the Redskins (12/26) in the final home game of the regular season, he tied his season high with six tackles and had his only interception of the regular season to set up a Dallas touchdown. Washington also took a lateral off an interception from Kevin Smith and returned it 24 yards in the fourth quarter to set up Dallas' final field goal. In the divisional playoff game against Green Bay (1/16), he recorded two tackles and deflected a pass at the Packers' goal-line that was intercepted by Woodson to stop a Green Bay scoring drive. In 1992 Washington led defensive backs in tackles for the third consecutive year, finishing third on the team on a defense that was number one in the league in yards allowed and led the league in opponent's third down conversion rate. Washington picked up where he left off in

WASHINGTON, *Cont.*

1991, intercepting a Phil Simms pass at New York to set up Cowboys final touchdown against the Giants (9/13) and also added eight tackles. Two weeks later he logged a season-high 11 tackles at Philadelphia (10/5). After starting the first four games at strong safety, Washington moved to free safety against Seattle (10/11) and Kansas City (10/18), moving back to strong safety in passing situations. Those two games were Washington's first at free safety for Dallas since getting the nod against Tampa Bay on Oct. 7, 1990. Although he did not start against the Raiders (10/25), breaking a string of 30 straight starts, Washington played strong safety in passing situations until late in first quarter when Ray Horton went out with injury, vaulting Washington back into the lineup at free safety. He then returned to starting lineup at free safety against Philadelphia (11/1) and went on to tie for team lead in tackles at Detroit (11/8) Phoenix (11/22) and against the Giants (11/26). Washington's first quarter interception set up a quick Dallas touchdown against the Broncos (12/6), and then in the season finale he returned an interception 13 yards to the Bears' 38-yard line to set up a field goal against Chicago (12/27). On the year Washington's three interceptions led to 17 Dallas points. A true team-player, Washington also added nine special teams tackles, including team-highs against the Redskins (9/7) and Raiders (10/25). His three interceptions in the regular season tied for team lead, and then he added two more during the postseason, including the game clinching interception at the Cowboys 23-yard line with 1:58 left in the fourth quarter of the NFC Championship Game at San Francisco (1/17). On the same Rose Bowl field he played on in college Washington returned an interception to the Bills 47-yard line to set up Dallas' first touchdown against Buffalo in Super Bowl XXVII (1/31). In 1991, his first year as a full time starter, Washington finished second on the team in tackles, leading all defensive backs, with a single-season career-high 113 stops. He led the team in double-figure tackle games with four and led or tied for the team lead in tackles five times, including a single-game career-high 16 tackles against the Giants (11/17) which tied him for the team's single-game season high. Against Phoenix (9/22) Washington recorded 10 stops to lead the team in tackles for the first time in his career, and the following week he had 11 tackles and forced a fumble at the Dallas six-yard line against the Giants (9/29) to prevent a score. He led the team with his 11 tackle performance against Phoenix (11/3) and recorded his first interception of 1991 when he picked off a pass at the Dallas 11-yard line to deny the Cardinals a score. Against Philadelphia (12/15), Washington, who finished third on the team in passes defended with nine, intercepted his second pass of the season and batted away two others as Dallas clinched a playoff spot. A Plan B signee from the Rams, he earned his first NFL start at free safety in 1990 against San Diego (9/9). He went on to start 10 of the 15 games he played, including the final eight at strong safety, lead the Cowboys in forced fumbles and tie for the team lead in interceptions. His 70 tackles led Dallas defensive backs, and his three interceptions and two recovered fumbles led to four Dallas touchdowns and a field goal. Washington earned NFC Defensive Player of the Week honors against Phoenix (12/16) when he was involved in three turnovers — two interceptions and a fumble that he forced and recovered — that led to three touchdowns. He had a season high nine tackles against San Francisco (11/11), and two weeks later vs. Washington (11/22) he recorded his first interception as a Cowboy. With the Rams in 1989 Washington played behind Vince Newsome at free safety before suffering a thigh injury that forced him to miss the final half of the year. Drafted in the fifth round by the Rams in 1988, Washington finished second on the team in special teams tackles as a rookie and recorded his first NFL interception, against Seattle (10/23). GAMES/STARTS (regular season, playoffs): 1988 (16/0, 1/0-Rams), 1989 (8/0, 3/0-Rams), 1990 (15/10), 1991 (16/16, 2/2), 1992 (16/15, 3/3), 1993 (14/1, 3/1). Total - 85/42, 12/6 (Dallas-61/42, 8/6).

**COLLEGE:** A four-year starter at UCLA, Washington led the Bruins in tackles his first two years. He also led the team in interceptions his freshman year. Washington earned honorable mention All-America honors as a freshman and was a second-team All-America his sophomore year. His UCLA teammates included current Cowboys Troy Aikman, Frank Cornish and Ken Norton.

**PERSONAL:** James McArthur Washington earned All-America honors at Jordan High School in Los Angeles, CA, where he caught 31 touchdown passes and had 12 interceptions. He also

WASHINGTON, Cont.

set a city record with a 95-yard interception return. James and wife Dana were Honorary Chairmen of the 1992 Easter Seals "Back a Fighter" campaign, helping raise money for children with disabilities. He has also organized a student outreach program in Los Angeles to motivate youngsters to stay in school and away from drugs. In the spring of 1992 James began work on Shelter 37, a community center in South Central Los Angeles that will feed and house up to 30 homeless people at a time. Following the 1993 season he was a competitor at the "Superstars" competition in Hawaii. Washington, who earned his degree in history from UCLA, owns Summation Financial in Los Angeles. The Washington's have a daughter Shanel (8/14/84) and a son Richard (3/15/91).

WASHINGTON'S NFL TOTALS									
Year	Solo	Tackles Ast.	Tot.	Tkl/ Loss	Sacks	QB Press.	Passes Def.	For.	Fum.
1988 (Rams)	14	3	17	-	0	-	1	0	0
1989 (Rams)	12	2	14	-	0	-	5	0	0
1990	43	27	70	-	0	2	5	5	1
1991	75	38	113	1(-1)	0	1	9	0	0
1992	51	44	95	1(-2)	0	0	4	0	0
1993	28	14	42	0	0	2	5	1	1
<b>Totals</b>	<b>223</b>	<b>128</b>	<b>351</b>	<b>2(-3)</b>	<b>0</b>	<b>5</b>	<b>24</b>	<b>7</b>	<b>7</b>
<b>Playoffs</b>									
1988 (Rams)	0	2	2	-	0	-	1	0	0
1989 (Rams)	10	5	15	-	0	-	0	0	0
1991	5	2	7	0	0	1	0	0	0
1992	7	5	12	0	0	0	2	0	0
1993	12	3	15	0	0	0	2	1	1
<b>Totals</b>	<b>34</b>	<b>17</b>	<b>51</b>	<b>0</b>	<b>0</b>	<b>1</b>	<b>5</b>	<b>1</b>	<b>1</b>
<b>Pass Interceptions</b>									
Year	No.	Yds.	Avg.	Long	TD				
1988 (Rams)	1	7	7.0	7	0				
1990	3	24	8.0	13	0				
1991	2	9	4.5	9	0				
1992	3	31	10.3	16	0				
1993	1	38	38.0	24	0				
<b>Totals</b>	<b>10</b>	<b>109</b>	<b>10.9</b>	<b>24</b>	<b>0</b>				
<b>Playoffs</b>									
1992	2	34	17.0	21	0				
1993	1	12	12.0	12	0				
<b>Totals</b>	<b>3</b>	<b>46</b>	<b>15.3</b>	<b>21</b>	<b>0</b>				
<b>Opponents' Fumbles Recovered</b>									
Year	No.	Yds.	Avg.	Long	TD				
1990	2	0	0.0	0	0				
1992	1	0	0.0	0	0				
1993	1	0	0.0	0	0				
<b>Totals</b>	<b>4</b>	<b>0</b>	<b>0.0</b>	<b>0</b>	<b>0</b>				
<b>Playoffs</b>									
1993	1	46	46.0	46	1				



**Erik Williams**

TACKLE • CENTRAL STATE, OHIO  
HT: 6-6 • WT: 324 • BORN: 9/7/68  
D-3C FOR '91 • 4th YEAR




**PRO:** Erik Williams is one of the biggest of Dallas' big men in the offensive front at 6-6, 324 pounds, and he is one of the cornerstones of an offensive line that could be one of the largest in the history of the NFL (averaging 316 pounds per man). One of three Pro Bowlers — Williams first trip to Hawaii — produced by the Dallas offensive line, he was a key figure in clearing the way for Emmitt Smith's third straight rushing title. In the past three seasons, the Dallas offensive line has helped Smith to 4,762 yards rushing for an average of almost 1,600 yards per season. Williams earned a game ball for his blocking at Philadelphia (10/31) when Smith rushed for an NFL-season high and club record 237 yards. Over the last month of the regular season, behind the blocking of Williams and the offensive line, Smith picked up 688 yards in five straight Cowboy wins. Despite suffering a dislocated finger at Minnesota (12/12), Williams still played a majority of game at right tackle, earning a game ball from coaching staff after helping limit the Vikings' defense — ranked second in the NFL going into the game — to no sacks while racking up 356 yards of total offense and 37 points. Last season, the Cowboys had the NFL's second ranked rushing offense, averaging 135.1 yards per game. In addition to dominant run blocking, the

*E. WILLIAMS, Cont.*

offensive line gave up the lowest number of sacks in the NFC last year—29 for losses totaling just 10.2 yards per game. In the 16 regular season games in '93, the Cowboys allowed more than two sacks in just three games. In the postseason, Williams and Co. helped roll up 366 yards of offense per game, including 119 yards rushing. A fixture along the offensive front, Williams has started 38 straight games, including playoffs, at right tackle and earned consensus All-Pro honors following the 1993 season. At this point in his career it is hard to believe five offensive tackles were off the board before Williams was selected in the third round of the 1991 NFL Draft, including three in the first 12 overall picks. In 1992 Williams moved into the starting lineup during training camp, when the Cowboys moved Nate Newton to left guard to make room for Williams at the right tackle spot. Although only one year removed from tiny Central State University in Wilberforce, OH, Williams took full advantage of the opportunity, starting every game, including the playoffs. He opened the season by limiting Washington All-Pro defensive end Charles Mann to three tackles and no sacks in a 23-10 victory over the Redskins (9/7), and the next week he earned a game ball from the coaching staff for his performance in the Cowboys' 34-28 victory over the Giants (9/13). Williams earned NFC Offensive Player of the Week honors when he held Reggie White to three tackles and no sacks in the Cowboys' 20-10 win over Philadelphia (11/1). Since the NFL began the awards in 1985, only two other individual offensive linemen had been honored: Brad Benson, New York Giants, 1986 and Jim Lachey, Washington Redskins, 1991. Williams' also helped spring Smith for 163 yards rushing in the game, the first 100-yard rusher against the Eagles in 53 games, a streak that dated back to Sept. 17, 1989. His blocking skills helped the Cowboys rank fourth in the league in total offense, fifth in rushing and fifth in passing. He also helped lead Smith to his second consecutive NFL rushing title and ten 100 yard rushing days, earning himself and Smith first team All-Pro honors from Sports Illustrated. As a rookie Williams earned his first significant playing time against Green Bay (10/6), replacing the injured Nate Newton for most of the fourth quarter at right tackle. Smith's game-long 26-yard scamper to set up the winning field goal in the fourth quarter came over Williams on the right side. Williams earned his first NFL start against Phoenix (11/3) in place of an injured Mark Tuinei at left tackle, and then two weeks later against the Giants (11/17), he started at right tackle in place of the injured Newton and was a big part of the effort that held New York to a lone sack, which came in the fourth quarter. Williams also started at right tackle the next game at RFK (11/24) when Dallas handed the Redskins their only home defeat of the season. For most of the afternoon he worked against Mann, who finished the game with two tackles and no sacks. The first Central State offensive lineman ever drafted by the NFL, Williams was only the third player selected by the league in the history of the school. GAMES/STARTS (regular season, playoffs): 1991 (11/3, 2/0), 1992 (16/16, 3/3), 1993 (16/16, 3/3). Total - 43/35, 8/6.

**COLLEGE:** A small college All-America as a senior, Williams paved the way for a Central State offense that led the NAIA in total offense with 492 yards per game and in scoring with 54.8 points per game in 1990, when the Marauders captured the NAIA national title and had an average winning margin of 33.5 points. Central State made the playoffs each of Williams' four seasons there. Recruited as a defensive tackle, Williams was moved to offensive line prior to his freshman year and became the starting left tackle as a sophomore.

**PERSONAL:** Erik George Williams grew up an Eagles' fan in Philadelphia. Prior to joining the Cowboys, he last witnessed a game at Veterans Stadium in 1984 when Dallas played the Eagles and came away with a 24-10 victory. After starring at John Bartram High School, Williams was recruited by several major colleges but barely missed the academic requirements to play at those schools. He also competed in the shotput and discus in high school. Williams majored in physical education at Central State. He has a daughter Shay (6/9/91).



## Kevin Williams

WIDE RECEIVER • MIAMI  
HT: 5-9 • WT: 192 • BORN: 1/25/71  
D-2A FOR '93 • 2nd YEAR

85

**PRO:** Game-breaking ability has been a trademark of Kevin Williams since he was a high school player at nearby Roosevelt High School in Dallas. He has the type of athletic ability that makes him a threat to score a touchdown—from any point on the field—every time he touches the football. As a rookie in 1993, he touched the ball 27 times on offensive plays (20 pass receptions and seven rushing plays) and he scored four touchdowns—two each via the ground and the air. He also scored a pair of TD's on coast-to-coast punt returns of 64 yards vs. Miami on Thanksgiving Day (11/25) and 62 yards vs. Washington (12/26). He closed the year ranked third in the NFC (seventh in the NFL) in punt returns with a 10.5 yard average, while also finishing sixth in the NFC (eighth in the NFL) in kickoff returns with a 22.2 yard average. He was the Cowboys starting deep man on kickoff and punt returns from the very first day he stepped into training camp and his electric ability was felt throughout the season and into Super Bowl XXVIII where he returned the opening kickoff a career-long 50 yards against the Bills in Atlanta. He averaged better than 10 yards per punt return in seven of Dallas' 16 regular season games, and his top three outings were 40.0 yards (on two returns vs. Miami on 11/25), 39.2 yards (on three returns vs. Phoenix on 11/14) and 22.5 yards on four returns vs. Washington on 12/26). Used primarily as the third receiver in the Cowboys passing offense, Williams enjoyed his most productive day as a pro receiver at New York on 12/18 vs. the Jets. He caught six passes for 70 yards, including a career-long 33 yarder. Williams registered his first career TD reception with a 28 yarder from Bernie Kosar at Atlanta on 11/21, and his next TD catch came the following week, four yards from Troy Aikman vs. Miami (11/25). He was also very effective in running the ball on the reverse play, averaging 3.7 yards per carry. His two rushing touchdowns were scored against Buffalo on 9/12—a five yard scamper, and at Philadelphia on 10/31—an 11 yard TD. His longest career-run was a 12 yarder at Minnesota (12/12). Williams was named the NFC Special Teams Player of the Week following his performance vs. the Giants on 11/7: three kickoff returns for a 37.7 yard average, including two returns of over 45 yards that set up Dallas scores; also added four punt returns for an 11.3 yard average. He was an All-Rookie Team selection as a wide receiver by the Football News. GAMES/STARTS (regular season, playoffs): 1993 (16/1, 3/0).


**COLLEGE:** While at Miami, he was considered the nation's most dangerous and exciting return man for most of his three year career. He averaged 12.0 yards per punt return with a school record three punt returns for touchdowns as a sophomore in 1991. His scoring efforts that year were from distances of 91 yards vs. Penn State, 63 yards vs. Long Beach State and 48 yards vs. Arizona. During that sophomore season, he also averaged 15.7 yards per pass reception (21 catches), 10.8 yards per rushing attempt, and 18.5 yards per kickoff return. As a junior, he was slowed by injuries, but managed to catch 40 passes for 457 yards and two TD's. He was named the Sporting News' Kick Returner of the Year in 1991, as well as being named the Big East Special Teams player of the Year. In his four years at Miami, Williams' helped the Hurricanes to a record of 44-4 and two national championships (1989 and 1991). He entered the NFL after his junior year of eligibility and was drafted in the second round by the defending World Champion Cowboys in his hometown of Dallas.

**PERSONAL:** Williams is living out a boyhood dream of playing for the Cowboys after recording some incredible numbers at Roosevelt High School in Dallas. For his prep career he logged the following figures: 21 receiving TD's, 14 rushing TD's and 10 touchdowns on kick returns. He averaged 17.9 yards per catch, 11.4 yards per rushing attempt, 25.6 yards on kickoff returns and 33.2 yards per punt return. As a high school football player, Williams averaged 17.1 yards every time he touched the ball. Kevin was a criminal justice major at Miami.

**THE PLAYERS**

**K. WILLIAMS, Cont.**

<b>WILLIAMS' COWBOYS TOTALS</b>											
<b>Receiving</b>					<b>Punt Returns</b>						
Year	No.	Yds.	Avg.	Long	TD	Year	Att.	Yds.	Avg.	Long	TD
1993	20	151	7.6	33	2	1993	36	381	10.5	64t	2
Playoffs						Playoffs					
1993	0	0	0.0	0	0	1993	4	25	6.3	9	0
<b>Rushing</b>					<b>Kickoff Returns</b>						
Year	No.	Yds.	Avg.	Long	TD	Year	Att.	Yds.	Avg.	Long	TD
1993	7	26	3.7	12	2	1993	31	689	22.2	49	0
Playoffs						Playoffs					
1993	1	6	6.0	6	0	1993	3	85	22.5	50	0
<p>Single-Game Career Highs                      Receptions — 6 @ N.Y. Jets, 12/18/93                      Yards Received — 70 @ N.Y. Jets, 12/18/93                      Longest Reception — 33 @ N.Y. Jets, 12/18/93                      Longest Punt Return — 64t vs. Miami, 11/25/93                      Longest Kickoff Return — 50 vs. Buffalo, 12/30/93</p>											



## Tyrone Williams

WIDE RECEIVER • WESTERN ONTARIO  
 HT: 6-5 • WT: 220 • BORN: 3/26/70  
 FA FOR '92 • 2nd YEAR




**PRO:** Tyrone Williams enters his second year at wide receiver, battling for the third receiver spot. His six foot, five inch frame combined with his long arms make him an excellent target for any quarterback. One of five first-year free agents to make the roster last season, Williams had a very productive preseason, hauling in eleven receptions, including two for touchdowns. He led the team with seven receptions for 144-yards, including a 53-yard touchdown catch vs. Detroit in London (8/8). The touchdown was the longest Dallas play in the preseason. Williams saw action in five games, recording his first NFL reception on a 25 yard pass from Bernie Kosar on third-and-13 in the fourth quarter vs. Washington (12/26). The other games he was de-activated when the Cowboys dropped to 45 players on game day. Originally drafted by Phoenix in the ninth round of the 1992 draft, Williams was released before the start of the season and signed onto the Dallas practice squad September 2. He spent the entire year on the Cowboys practice squad and re-signed March 25. Williams was also drafted in the first round (seventh overall) of the 1992 Canadian Football League Draft by the Calgary Stampeders. GAMES/STARTS (regular season,playoffs): 5/0, 0/0

**COLLEGE:** A two time All-Canadian Interuniversity Athletic Union and All-Ontario University Athletic Association first team selection, Williams led Western Ontario in receiving four consecutive years. As a senior, he recorded a career-high seven receptions for 132 yards and three touchdowns in a 45-38 win over Toronto.

**PERSONAL:** Tyrone was an all-star selection at both quarterback and wide receiver at Queen Elizabeth High School in Halifax, Nova Scotia. He was also an all-star selection his senior year as a forward on the basketball team. His uncle, Tommy Kane is a wide receiver with the Seattle Seahawks. Tyrone majored in Economics and Sociology at Western Ontario.

<b>T. WILLIAMS' COWBOYS TOTALS</b>					
Year	<b>Receiving</b>				
	No.	Yds.	Avg.	Long	TD
1993	1	25	25.0	25	0



## Robert Wilson

FULLBACK • TEXAS A&M  
HT: 6-0 • WT: 258 • BORN: 1/13/69  
FA FOR '93 • 2nd YEAR

42

**PRO:** The Cowboys signed Robert Wilson as a free agent on April 28th to provide depth at the fullback position. He will battle with Tommie Agee for the position behind Daryl Johnston. Wilson was waived by the Bucs during the 1992 preseason and was out of football during the 1992 season. He attended the Green Bay Packer training camp in 1993 but was released prior to the start of the season. Originally drafted by Tampa Bay in the third round (80th overall) of the 1991 NFL Draft, Wilson jumped right into the Buc's starting lineup as a rookie. He started 15 games while handling the majority of the blocking in Tampa Bay's two-back offensive assignments. In 1991, Wilson carried the ball 42 times, piling up 179 yards on the ground, while also adding 121 receiving yards with two touchdowns. He scored his first touchdown on an eight yard reception in the fourth quarter to help Tampa Bay to their first win in a 14-13 victory over Philadelphia (10/6). In the season finale vs. Indianapolis (12/22), he picked up a season-high 31 yards on four carries. GAMES/STARTS: 1991 (16/15-T.B.).

**COLLEGE:** Although he was recognized as a blocker at Texas A&M, Wilson finished his collegiate career with 1,739 yards, finishing eighth on the Aggies all-time rushing list. He also scored 20 career touchdowns and had a 5.1-yard rushing average. In 1988, Wilson led the team in touchdowns with 10 and was named the Southwest Conference's Newcomer of the Year.

**PERSONAL:** Robert Eugene Wilson earned All-District and All Greater Houston honors as a prep at Worthing High School in Houston, TX. As a senior, he was selected to the All-Texas second team after rushing for 1,410 yards and 17 touchdowns. Robert majored in agriculture at Texas A&M.

### WILSON'S NFL TOTALS

Year	Rushing					Year	Receiving				
	No.	Yds.	Avg.	Long	TD		No.	Yds.	Avg.	Long	TD
1991 (T.B.)	42	179	4.3	20	0	1991 (T.B.)	20	121	6.1	15	2



## Darren Woodson

SAFETY • ARIZONA STATE  
HT: 6-1 • WT: 215 • BORN: 4/25/69  
D-2B FOR '92 • 3rd YEAR

28

**PRO:** Things are happening pretty fast in the professional football career of Darren Woodson. As a second-year player in 1993, he earned a starting job at strong safety in training camp and then nearly won the team's individual tackle title by collecting 155 stops—just four shy of the team leader, middle linebacker Ken Norton. Woodson's 155 tackles were the most ever by Dallas defensive back. Moreover, with eight double-digit tackle games in 1993, he joined Eugene Lockhart (16 in 1989) as only the second Dallas player to register at least seven double-figure tackle games in a season (since game-by-game records were kept in 1984). Woodson has the complete package of size, speed, intelligence and aggressiveness, and he should team with James Washington in 1994 to form one of the league's most hard-hitting safety tandems. He led the 1993 Cowboys in fumble recoveries with three (while forcing another) and also contributed

*WOODSON, Cont.*

four tackles for lost yardage totaling 13 yards. He enjoyed an all-time game in the regular season finale at Giants Stadium (1/2)—collecting a career-best 19 tackles (the most ever by a Dallas defensive back in a single game) and one fumble recovery. His 19 tackles vs. the Giants tied him with Ken Norton and Eugene Lockhart for second place on the Cowboys all-time single game tackle list. Lee Roy Jordan holds the club record with 21 stops. For the regular season, Woodson averaged 9.7 tackles per game, but over the course of the last nine games, he contributed an outstanding 11.8 tackles per game. That stretch included the Cowboys' four games in the month of November where Woodson turned in double figure tackle totals in all four games and 48 total stops. He closed the month of November with his second-highest career tackle game (15 vs. Miami on Thanksgiving Day). He was the team's leading tackler in the playoffs with 27 total stops, easily outdistancing Norton (22). He also registered his first professional interception in the playoffs against Green Bay on 12/16/94, and he recovered a fumble in Super Bowl XXVIII vs. the Bills. Woodson missed just one start in 1993, and that came in the opener at Washington (9/6) as he was still recovering from a fractured right forearm. He earned his first NFL start the following week (9/12) at Texas Stadium vs. Buffalo. Although Woodson was a second-round draft choice of the Cowboys (37th overall) in 1992, his play in the nickel pass defense caught almost everyone by surprise. It was thought that the switch he faced, moving from linebacker at Arizona State to strong safety in the National Football League would take a longer period of time for adjusting. Instead he quickly became the club's draft surprise. Woodson became a major contributor to the defense while also leading the special teams with 19 tackles. In 16 games he recorded 33 tackles (28 solo), second among Dallas' rookie tacklers. Included was a season-high six stops in a start against the Run and Shoot offense at Atlanta (12/21). His first NFL start came in a pass situation defense at Detroit (11/8). Two weeks later at Phoenix (11/22) he had five solo tackles, his high of the season. Against Chicago (12/27), Woodson's first NFL sack forced a first-quarter fumble at Chicago's 30-yard line but the Bear's recovered. In the playoffs, against Philadelphia (1/10), he forced a fumble at the Eagles' 25-yard line to set up a field goal at the end of the first half. His standout play on special teams included a game ball for the 27-0 win over Seattle (10/11). Woodson's season-high in special teams tackles was three against the Rams (11/15). **GAMES/STARTS** (regular season, playoffs): 1992 (16/2, 3/0), 1993 (16/15, 3/3). Total - 32/17, 6/3.

**COLLEGE:** All-Pac 10 second-team selections his senior season and honorable mention All-America in 1990, Woodson played linebacker at Arizona State. Coming out of high school he didn't have the grades to accept a football scholarship from ASU, so he started his career with a reputation for being one of the fiercest hitters in the country. As a sophomore in 1989, he had a career-high 16 tackles against Stanford en route to his single-season high of 122 tackles (79 solo). Of his five career interceptions, three came in his senior season.

**PERSONAL:** Darren Ray Woodson was a first team All-Metro Division AAA linebacker and running back at Maryvale in Phoenix, AZ and earned first team All-City honors as a linebacker and second team recognition on offense in his final season. Darren ran for a career-high 225 yards and six touchdowns vs. Kofa high in Yuma, AZ tying a Phoenix Metro game record and setting a school mark. He served as team captain his senior year, earning three letters in football. He was a criminal justice major at Arizona State.

**WOODSON'S COWBOYS TOTALS**

Tackles										Pass Interceptions				
Year	Tackles			Loss	Sacks	Press.	Def.	Fum.	Year	Pass Interceptions				
	Solo	Ass.	Tot.							No.	Yds.	Avg.	Long	TD
1992	28	5	33	1(-4)	1	1	4	1	Playoffs					
1993	89	66	155	4(-13)	0	1	4	1	1993	1	5	5.0	5	0
<b>Totals</b>	<b>117</b>	<b>71</b>	<b>188</b>	<b>5(-17)</b>	<b>1</b>	<b>2</b>	<b>8</b>	<b>2</b>	<b>Opponents' Fumbles Recovered</b>					
									Year	No.	Yds.	Avg.	Long	TD
<b>Playoffs</b>									1993	3	0	0.0	0	0
1992	10	4	14	0	0	1	1	1	<b>Playoffs</b>					
1993	16	11	27	1(-4)	0	0	2	0	1993	1	0	0.0	0	0
<b>Totals</b>	<b>26</b>	<b>15</b>	<b>41</b>	<b>1(-4)</b>	<b>0</b>	<b>1</b>	<b>3</b>	<b>1</b>						



## Other Cowboys With Pro Experience

**Coleman Bell**, a 6-2, 232-pound tight end from the University of Miami spent the 1993 season on the Dallas Cowboys practice squad. As a rookie free agent, Bell spent the summer of 1993 in the Miami Dolphins training camp but was released prior to the final roster cutdown. With the Hurricanes, he was a four-year letterman and two-year starter. As a senior, he was a second-team All America and All-Big East selection. He contributed 43 catches for 634 yards and a pair of touchdowns. As a junior, he started the last four games and finished the year with 27 receptions for 376 yards and a touchdown. At Jefferson High School in Tampa, FL, Bell was a two-time all-county player while leading his team to the district title with 37 grabs for 666 yards and eight touchdowns as a senior. A Tampa native (4/22/70), Bell contributes time to the Teens Patrol, a youth crime-watch program.

**Brad Bretz**, a 6-5, 218-pound quarterback from Cal State-Hayward, will again join the Cowboys during the 1994 training camp. Bretz spent the 1993 training camp with the Cowboys as a rookie free agent but was released prior to the final roster cutdown. A two-year starter at Cal-State Hayward, Bretz, was an All-Northern California Athletic Conference selection after completing 180 of 293 passes (61.4%) for 2,339 yards, 16 touchdowns and 13 interceptions as a senior. Bretz passed for 2,031 yards, with 16 touchdowns and nine interceptions and led the N.C.A.C. with a 56.2 completion percentage after transferring to Cal State-Hayward from West Valley College in 1991. Among the all-time Cal State-Hayward quarterbacks, Bretz ranks first in career completions (370), second in total offense (4,475), third in passing yardage (4,370) and touchdown passes (32). Born on 8/17/70, Bretz played quarterback, tight end and defensive end at Branham High School in San Jose, CA.

**Roosevelt Collins**, a 6-4, 244-pound linebacker from Texas Christian, was a sixth round draft choice (155th overall) for the Miami Dolphins in 1992. He played in 10 games and two playoff games his rookie year after being elevated from the practice squad mid-season. He contributed two tackles, two assists and a pair of special teams hits. He was waived by the Dolphins Sept. 15, 1993. Collins was a four-year letterman and a three-year starter at Texas Christian. He was named first-team All-Southwest Conference by the Football News his senior year. As a starting defensive end, he made 84 tackles (51 solo), 6.5 sacks, six passes defensed and two interceptions. He also added four forced fumbles and two fumble recoveries. His junior year he recorded 71 tackles (35 solo), 3.5 sacks, a fumble recovery and three forced fumbles. At Washington High School in Shreveport, LA, he was named all-district and all-conference his senior year. He also was a standout athlete in basketball, baseball and track. A Shreveport native (1/25/68), Collins resides in Euless, TX.

**Judd Garrett**, a 6-1, 205-pound running back from Princeton, spent the 1993 season on the Cowboys practice squad. Prior to joining the Cowboys, Garrett played 10 games for the London Monarchs of the World League in the spring of 1992 and finished fifth in the league with 55 receptions for 509 yards and one touchdown. Named second team All-World League when he led the league with 71 receptions in 1991, Garrett helped lead the Monarchs to the first ever World League Championship. Garrett signed with the Seattle Seahawks following the 1992 World League season but was released during training camp. Originally drafted by Philadelphia in 1990, Garrett was waived by the Eagles on Sept. 4 and signed by the Cowboys on September 11. He was placed on injured reserve Sept. 12 with a shoulder injury

GARRETT, *Cont.*


and missed four weeks before being waived. He began his college career at Columbia but transferred to Princeton following his freshman year. The first team All-Ivy League and conference player of the year in 1989 was born on 6/25/67 and is the school record holder in five offensive categories. Garrett starred at University High School in Chagrin Falls, OH where he won the Lou Groza award which is given to the high school player of the year in Northeast Ohio. He also lettered in basketball and track.

**James Parrish**, a 6-6, 310-pound tackle from Temple was signed on Dec. 7, 1993, to the Cowboys practice squad. Five days later Pro Bowl center Mark Stepanoski went down with a season ending knee injury in the Minnesota game (12/12), opening a roster spot on the offensive line. On Dec. 22, Parrish was activated from the practice squad and placed on the active roster. Parrish went to training camp in 1993 with the 49ers but was released Sept. 7. The following day he was claimed off waivers by the Indianapolis Colts and spent the next five weeks on their active roster. He was deactivated for four games with the Colts before being released on Oct. 12. Parrish was then signed to the 49ers practice squad Nov. 11. He was released Dec. 1 and signed by Dallas. Parrish originally signed with the Miami Dolphins as a rookie free agent in 1991, but he spent the entire season on the Dolphin's Physically Unable to Perform list. In 1992 he signed with San Diego as a Plan B free agent, but he was cut during training camp. During the spring of 1992 Parrish spent time with both the London Monarchs and Barcelona Dragons of the World League. A three year letterman at Temple, Parrish started two seasons at right tackle for the Owls. As a sophomore, he saw action in 11 games at tackle. James Herbert Parrish earned second team all-county honors as a senior at Dundalk, MD, High School. He also lettered in track and basketball. James earned his degree in physical education from Temple.

**Keith Powe**, a 6-3, 260-pound defensive end from the University of Texas-El Paso, went to training camp in 1991 with the Cowboys but was released prior to the final roster cutdown. Powe then signed with the B.C. Lions of the Canadian Football League and spent the 1992 and 1993 seasons on their roster. He also played for the CFL Toronto Argonauts in 1993. During his collegiate career Powe started at defensive end for Texas-El Paso, earning honorable mention All-America and first-team All-Western Athletic Conference honors as a senior while leading all Miner linemen in tackles with 57. Powe transferred to UTEP after three years as Lamar University, where he started two seasons at defensive tackle. At Lamar, Powe recorded 124 tackles, 11 sacks and 21 tackles for losses. In 1989, facing his future teammates at UTEP he registered four sacks in a 21-19 Lamar victory. Powe starred at Jersey Village High School in Houston, TX.

**Caesar Rentie**, a 6-3, 323-pound, offensive lineman from the University of Oklahoma signed with the Cowboys on May 16, 1994. Rentie was originally drafted by the Chicago Bears in the seventh round of the 1988 NFL Draft. He saw action in five games that season. Following the season he was granted his unconditional free agency and signed with the Buffalo Bills, where he was released prior to the start of the season. After going to training camp with Indianapolis in 1990, Rentie was released before the start of the season. In 1991, Rentie became the first player drafted in the history of the World League when he was selected by the New York-New Jersey Knights. He went on to start all 11 games for the Knights that season, including playoffs. He was drafted by the World Leagues' Birmingham Fire the following season. Rentie (11/10/64), starred at Hartshorne, OK, High School and graduated with a degree in communications from the University of Oklahoma in 1988.

## COWBOYS DRAFT CHOICES



## Shante Carver


DEFENSIVE END • ARIZONA STATE  
HT: 6-5 • WT: 240 • BORN: 2/12/71 • D-1 FOR '94



When describing the qualities that characterize Shante Carver, the Cowboys top draft pick in 1994, the words quickness and intensity are used repeatedly. Carver, who was considered one of the nation's premier pass rushers for each of the last two collegiate seasons, will be counted on to provide a pass rushing spark for the long term future of the Cowboys. Carver is the rare breed of defensive football player who has the natural instincts, speed and physical toughness to make the big defensive play via the quarterback sack. For verification of his consistent ability to apply the heat to opposing quarterbacks, one needs only to examine his track record in the pass-oriented Pacific-10 Conference. His collegiate numbers were staggering in terms of consistency and productivity over a four year career. Carver recorded double-figure sack totals in each of his collegiate seasons: 10 as a freshman, 11 as a sophomore, 10 as a junior and 10 as a senior—closing out his Sun Devil career with 41 quarterback sacks for losses totaling 248 yards. In addition, he had 20-or-more quarterback pressures in all but his freshman year, while accounting for 59 tackles behind the line of scrimmage for losses totaling 299 yards. The most prolific pass rusher in Arizona State history, Carver had already shattered the school record for QB sacks by the end of his junior season. His long reach and athletic ability enabled Carver to block five kicks in his ASU career. Following his senior season, he was a first-team All-America selection by the Football Writers Association, as well as being named first-team All Pacific-10 Conference. Carver was his team's Defensive MVP in both his senior (1993) and junior (1992) seasons, while sharing the award as a sophomore in 1991. He led his team in tackles as a senior with 79 total stops and finished third on the club as a junior with 59 tackles. Although Carver enjoyed success against all of ASU's opponents, his explosive ability seemed to rise to a different level when facing the Washington State Cougars. Carver collected more than a fourth of his career sacks (12) in games vs. WSU, and 10 of those sacks were registered against former Cougar quarterback Drew Bledsoe—the NFL's No. 1 overall draft pick in 1993. After being redshirted as a true freshman in 1989, Carver played in 44 straight games for the Sun Devils and started 34 of those games. Carver's athletic exploits enabled him to earn a letter as a walk-on basketball player for the Sun Devils during the 1992-93 season. Carver is a product of the same Arizona State program that produced long-time Dallas defensive end Jim Jeffcoat. Carver was a 1989 graduate of Lincoln High School in his hometown of Stockton, California. He played both defensive end and tight end at Lincoln and earned first-team all-state honors as a senior after catching 20 passes for 452 yards and recording 33 tackles and five sacks. He was also a fine basketball player in high school who once collected 21 and 24 rebounds in consecutive games as a senior. Carver majored in justice studies at Arizona State.

### CARVER'S ARIZONA STATE TOTALS

Year	Solo	Tackles			Tckl/ Loss	Sacks	QB Press.	Pass Def.	For Fum.	Fum Rec.
		Ast.	—	Tot.						
1993	49	30	—	79	17(-79)	10	25	4	0	3
1992	37	22	—	59	13(-69)	10	27	2	2	1
1991	32	7	—	39	16(-85)	11	20	6	0	0
1990	33	15	—	48	11(-66)	10	14	4	0	0
<b>Totals</b>	<b>151</b>	<b>74</b>	<b>—</b>	<b>225</b>	<b>57(-299)</b>	<b>41</b>	<b>86</b>	<b>16</b>	<b>2</b>	<b>4</b>



## Larry Allen

GUARD • SONOMA STATE

HT: 6-3 • WT: 325 • BORN: 11/27/71 • D2 FOR '94



Any NFL scout will tell you, "If you can play, the NFL will find you. Somewhere, somehow, the pros will find you." Larry Allen is a perfect example of that, and now, if things go according to plan in Dallas, Allen will soon step into the Cowboys line-up and dominate the way another small school offensive line product, Erik Williams, has done in Dallas.

Although Allen dreamed of playing football from the age of nine, growing up in Compton, Calif., there were times he didn't think he would ever get the chance. In fact there were times he wasn't sure he would get out of Compton alive.

Allen was 10 years old when his next-door neighbor stabbed him 12 times after he stepped in to protect his younger brother. Allen was hospitalized and received many stitches, but he quickly rebounded from the attack. The break-up of his parent's marriage is probably what saved Allen from something worse than the stabbing. Allen followed his mother to Stockton, Fairfield and Napa in Northern California after playing a year of high school football in Compton. When his mother returned to Compton before Allen's senior year, he chose to stay in Napa with family friends. "I felt I had to stay out of Compton," Allen said. "It's home, but it is tough to get motivated in that environment."

Some say Allen developed his incredible quickness because of the Compton environment. "We would hear gunfire outside our house, we would automatically roll out of the bed, lay on the floor until the shooting stopped, then get back in bed and go to sleep," said his mother, Vera. "After awhile, we got pretty good at that."

When he finished high school, Allen's grades and test scores weren't good enough to get him into a Division I school, despite the fact that many wanted him. All the moving from school to school hurt Allen academically, so instead he attended Butte Junior College in Oroville, Calif., from 1989-90. He played two years there but left without his associate degree and returned to the Compton area. "I wanted to get that degree, but I had to work and it didn't work out," Allen says. After a year off, Allen was finally persuaded to go to Sonoma State, a Division II school that has no athletic scholarships. Not only that, but the football program has only three full-time coaches and a stadium with no lights and one set of bleachers.

Allen said he knew it was the right choice, although Sonoma State, located 45 miles north of San Francisco, is no Southern Cal or Clemson. "I had to get out (of Compton) and do something for myself," Allen said. "There aren't many opportunities in my hometown." Allen qualified for financial aid, and it didn't take coaches and scouts long to figure out that he was a Division I talent out of place. In his two years with the Cossacks, Allen gave up just one sack and became the cornerstone of the Sonoma State line that established a number of school records on offense.

Last season Sonoma State set a mark with 334 yard rushing, including two separate 100-yard rushers, against Cal-State Hayward. The Cossacks also had two runners top the century mark on the ground against San Francisco State and finished the day with 524 yards of total offense. Facing one of the top Division II defenses in Humboldt State, Sonoma State rushed for 230 yards and again had a pair of 100-yard days from their running backs. A consensus All-America selection, Allen participated in the East-West Shrine Game and the Senior Bowl following the season. Many thought that he would be exposed by the top competition in these games, but in both games, this soft-spoken giant dominated opponents.

In 1992 the Cossacks were primarily a passing team and established ten new school records — including most yards gained, most touchdown passes, best gain per completion, highest per game average and highest passing efficiency. Allen went on to earn All-America honors follow-

ALLEN, *Cont.*

ing the season.

In April, Allen became the first player ever drafted from Sonoma State when the Cowboys selected him in the second round with the 46th choice overall. The last time Dallas took an offensive lineman that high was in 1981 when Howard Richards was taken with the 25th pick in the draft. Allen is one of two offensive linemen (George Hegamin is the other) drafted by Dallas with two of their first three picks, the first time in franchise history Dallas has selected two offensive linemen that high.

A native of Los Angeles, Allen attended a different high school every year, finishing at Vintage High School in Napa, CA. He also lettered in football as a freshman at Centennial Senior High in Compton, CA.



## George Hegamin

TACKLE • NORTH CAROLINA STATE  
HT: 6-7 • WT: 355 • BORN: 2/14/73 • D-3 FOR '94



With 6-foot-7, 317-pound Kevin Gogan lost to Los Angeles Raiders via free agency, the Cowboys were hoping to find the same type of player who can help open holes for Emmitt Smith and serve as a bodyguard for Troy Aikman. Dallas may have found someone who is made out of the same cloth as Gogan in their third round selection of George Hegamin out of North Carolina State.

Hegamin, 6-foot-7, tips the scales to a whopping 358 pounds, and was the largest player selected in the 1993 NFL draft. In only four years of playing organized football, Hegamin was able to earn a reputation as a dominating blocker. After learning last year that his mother was diagnosed with cancer, the 21-year old Hegamin turned professional with two years of eligibility remaining in order to help pay for her medical bills.

In 1993, Hegamin was the spiritual leader of the Wolfpack's offensive line that surrendered only 14 sacks all season, the third lowest total in North Carolina State's history. Although he shared time at right tackle with Scott Woods, Hegamin helped open holes for an offense that averaged 397.1 yards and 24.6 points per game. Against Maryland, Hegamin paved the way for a eight-yard touchdown run by tailback Gary Downs as the Wolfpack piled up 528 yards in a 34-16 victory over Wake Forest. Against Texas Tech, Hegamin leveled a pair of defenders as tailback Brian Fitzgerald raced 12 yards for a score, finishing with four knockdowns for an offense that amassed 585 yards in the 36-34 victory. Hegamin delivered a timely block on a blitzing linebacker allowing quarterback Terry Harvey the time to connect with receiver Eddie Goines for a 71-yard touchdown bomb. He later opened a hole on a four-yard scoring run for Downs as the Wolfpack gained 540 yards, including 276 yards rushing in the 44-21 rout.

As a redshirt freshman in 1992, Hegamin earned Freshman All-America honors by The Football News and was named to the All-ACC second team. A New Jersey native, he started his first game in front of his hometown fans at Giants Stadium in the Kickoff Classic against Iowa, holding sack specialist Mike Wells to only an assisted tackle. He leveled the defender on a 49-yard touchdown run by Anthony Barbour while finishing with four other knockdowns as North Carolina State rushed for 262 yards in the 24-14 victory. In 27-20 victory over rival North Carolina, Hegamin dominated the action on the line, posting seven knockdowns as the running game piled up 360 of the team's 544 yards in a 48-13 win over Texas Tech.


Redshirted as a freshman, Hegamin played on the scout team at defensive tackle. He made the move to offensive tackle in the spring drills.

The 102nd player selected overall in the NFL Draft, Hegamin is the first player from North Carolina State to be drafted by Dallas since running back Dwight Sullivan (fourth round) and

HEGAMIN, *Cont.*

tackle Todd Eckerson (tenth round) were selected in 1982. Hegamin joins teammates Dewayne Washington (defensive back drafted in the first round by Minnesota) and Gary Downs (running back drafted in the third round by the N.Y. Giants) as the only North Carolina State players to be drafted in 1993.

A sociology major, Hegamin lettered in football at Camden (N.J.) High School, where he played in his first organized football game as a junior. As a senior, he was named All-American honorable mention by USA Today. He also was an unanimous All-State first team pick as a defensive lineman.



## Willie Jackson

WIDE RECEIVER • FLORIDA

HT: 6-1 • WT: 205 • BORN: 8/16/71 • D-4A FOR '94



A wide receiver from the state of Florida, what better credentials does one need to fit in with the Dallas Cowboys receiving corps. Fourth round draft choice Willie Jackson will be welcomed to Dallas by University of Miami products Michael Irvin and Kevin Williams, Florida A&M alum Tim Daniel and Frostproof, Fla., native Alvin Harper (Irvin is also a Florida native from Ft. Lauderdale). As long as he doesn't catch too many of their passes that is. At the University of Florida, Jackson presented a problem for both opposing cornerbacks and fellow wide receivers, logging 162 career receptions in three seasons as a starter, good for second on the school's all-time receiving list behind Carlos Alvarez's 172 catches. Jackson also left Florida second on the school's receiving yardage list with 2,172 yards (Alvarez holds the mark with 2,563 yards).

Under the watchful eye of receivers coach Hubbard Alexander (University of Miami), Jackson will be bringing to Dallas the polished receiving skills he perfected at Florida in Steve Spurrier's pro style passing offense. Not blessed with outstanding speed, Jackson more than makes up for that with his size (6-1, 205 pounds), hands and smooth route running, reminiscent of the Cowboys' Irvin (6-2, 205).

Despite starting only nine games for the Gators as a senior (missed the Tennessee game with a sprained left knee), Jackson finished second on the team with 49 receptions for 675 yards and six touchdowns. In the season opener against Arkansas State, he snatched seven passes for 108 yards, including a 40-yard touchdown. He suffered the knee injury the following week on a two-point conversion attempt at Kentucky and missed the following game against Tennessee. Jackson bounced back with an eight catch day against Auburn, before lighting up Southwestern Louisiana for four catches, including 35 and 16-yard scoring grabs in a 61-14 Gator win. When the games got big at the end of the season, Jackson grew along with them, topping the 100-yard mark the final three games of the season. First he hauled in seven passes for a season-high 140 yards and two touchdowns against Florida State in the regular season finale, and then in Florida's 28-13 triumph over Alabama in the Southeastern Conference Championship Game, Jackson logged a season-high nine receptions for 114 yards. Florida marched onto the Sugar Bowl to take on an undefeated West Virginia team and romped, 41-7 behind Jackson's nine catches and 131 yards — including a 39-yard touchdown. His nine catches in that game tied a Florida bowl record first set by Barry Brown against Missouri in the 1966 Sugar Bowl.

As a junior, Jackson posted one of the finest receiving years in school history on his way to first team all-SEC honors and honorable mention All-America status. His 62 receptions led the conference and were the third most ever by a Gator receiver. His 772 yards also topped the conference and were the fifth most in school history. Jackson led or tied for the team lead in receptions the final eight games of the season, as Florida marched to a 9-4 record, the SEC Eastern Division crown and a Gator Bowl victory over North Carolina State. Beginning with a six

JACKSON, *Cont.*

catch game against Auburn, Jackson began his tear atop the Gator receiving list. The following week he hauled in eight passes for 74 yards and two touchdowns. Against Georgia, Jackson put together the first of back-to-back 100-yard receiving games with 109 yards on seven receptions. The second half of that double came against Southern Mississippi when he had 102 yard on four catches, including a career-long 70 yard touchdown grab on the game's opening play. In the SEC Championship Game against eventual national champion Alabama, Jackson led the Florida attack with nine receptions for 100 yards and a touchdown.

A second team all-SEC pick as a sophomore, Jackson was selected the team's Most Outstanding Receiver following a season that saw him catch 51 passes for 725 yards and 10 touchdowns. His touchdown mark tied the second highest total in school history and led the SEC. Jackson also finished two receptions behind Todd Kinchen for the conference lead. Once again Jackson finished the season strong, leading or tying for the team lead in receptions over the final six games of the season. That streak included a career-game against Auburn that saw him come up with career-highs of 12 receptions and 157 yards, earning SEC Offensive Player of the Week honors. His 12 grabs tied the second most in a game in Florida history. The very next week Jackson went out and almost single-handedly knocked off Georgia with three touchdown receptions in the Gators' 45-13 win, becoming only the fifth Florida player to have three touchdown receptions in a game. Jackson wrapped up his first season in the starting line-up by torching Notre Dame for eight receptions and 148 yards in the Sugar Bowl, the second best yardage total in Florida bowl history.

After redshirting his first year in Gainesville, Jackson saw action in five games as a freshman but did not record a reception. One of his teammates on the other side of the ball that year was Godfrey Myles, now a Cowboys linebacker. As a walk-on on the Florida basketball team in 1989-90, Jackson average 3.0 points per game and had 20 steals.

Jackson was the 109th player selected overall in the 1994 NFL Draft and one of four University of Florida players drafted in 1994, and he was the 19th wide receiver taken in this year's draft.


Willie Bernard Jackson, Jr., a telecommunications major at Florida, earned all-state honors as a quarterback, tailback, wingback and defensive back at P.K. Yonge High School in Gainesville, FL. As a senior he was the team's MVP, rushing for 407 yards and hauling in 27 catches. He also received the team's top academic achievement award his senior year. His father, Willie Sr., lettered in football at Florida from 1970-72.

JACKSON'S FLORIDA TOTALS

Receiving					Punt Returns				
Year	No.	Yds.	Avg.	Long TD	Year	No.	Yds.	Avg.	Long TD
1991	51	725	14.2	35 10	1992	14	55	3.9	17 0
1992	62	772	12.5	70t 8	1993	4	4	1.0	7 0
1993	49	675	13.8	42 6	Totals	18	59	3.3	17 0
Totals	162	2,172	13.4	70t 24					

Single-Game Career Highs

Receptions — 12 @ Auburn, 11/2/91  
 Yards Receiving — 157 @ Auburn, 11/2/91  
 Long Reception — 70t vs. Southern Miss., 11/7/92  
 TD's Receiving — 3 vs. Georgia, 11/9/91



**Dewayne Dotson**

LINEBACKER • MISSISSIPPI  
 HT: 6-1 • WT: 250 • BORN: 6/10/71 • D-4B 94




Dewayne Dotson fits the mold for Dallas Cowboys linebackers. A very aggressive playmaker with fine natural instincts, Dotson has great quickness, intelligence and athletic ability. At just over six feet tall he might be a little big shorter than the standard NFL linebacker, Dotson has no shortcom-

**DOTSON, Cont.**

ings in the areas of filling holes and finding ball carriers. His explosiveness on the field is traced to his work in the weight room where his 400 pound bench press was second best on the Ole Miss squad in 1993. He is also a solid pass defender who has the range to cover the entire football field. Dotson was a standout player in the Southeastern Conference for two different teams, playing a pair of seasons at Tennessee (1989-1990) and Mississippi (1992-1993). As a senior at Ole Miss in 1993, he was named second team All America by College & Pro Football Weekly and The Football News, while also collecting third team All America recognition from the Associated Press. A unanimous All-SEC selection in '93, he was one of ten finalists for the Butkus Award. Dotson finished the year with 92 tackles — ranked third among all outside linebackers and defensive ends in the SEC. He led his team in quarterback pressures with 16 and ranked second on the squad in tackles for lost yardage — 10 for minus 38 yards. He was named the SEC Player of the Week for his performance against Vanderbilt after collecting 15 tackles (three for losses) and one sack. As a junior in 1992, he was a second team All-SEC selection after starting all 11 games and compiling 100 tackles (second on the team). Dotson also led the 1992 Ole Miss squad with 10 sacks. He returned to action in '92 after spending the 1991 season as a Rebel scout team member while fulfilling NCAA transfer requirements. Dotson helped the Rebels to a 9-3 record in 1992, including a 13-0 win over Air Force in the Liberty Bowl. As a sophomore in 1990 at Tennessee, Dotson was the Vols fourth leading tackler with 59 total stops. He also ranked fourth in tackles for lost yardage with four. He tallied a career high 17 tackles in the Vanderbilt game and returned an interception 27 yards for a score against Vandy. Dotson was a key performer for the SEC Championship and a Sugar Bowl victory over Virginia. In 1990, Dotson played for defensive coordinator Larry Lacewell — current Cowboys' director of college and pro personnel. Dotson was a solid contributor as a second team defensive end as a freshman in 1989, helping the Vols to an 11-1 record, the SEC Championship and a Cotton Bowl win over Arkansas. As a senior at Hendersonville High School in Hendersonville, Tennessee, Dotson rushed for a school record 1,500 yards, while also compiling 114 tackles on defense. He was a three year starter at linebacker (two years at running back) and was an all-state defensive selection as a senior. A versatile athlete in high school, Dotson also participated in basketball, baseball and track. Dotson was a criminal justice major at Ole Miss.

**DOTSON'S COLLEGIATE TOTALS**

Year	Solo	Tackles		Tck/ Loss	Sacks	QB Press.	Pass Def.	For Fum.	Fum Rec.
		Ast.	Tot.						
1993 (UM)	44	48	92	10(-38)	5	16	2	1	2
1992 (UM)	53	47	100	5(-19)	10	12	5	1	0
1990 (UT)	44	15	59	4(-3)	0	4	2	2	0
1989 (UT)	8	6	14	1(-6)	0	0	0	0	0
<b>Totals</b>	<b>149</b>	<b>116</b>	<b>265</b>	<b>20(-66)</b>	<b>15</b>	<b>32</b>	<b>9</b>	<b>4</b>	<b>2</b>



**Darren Studstill**

DEFENSIVE BACK • WEST VIRGINIA  
HT: 6-1 • WT: 186 • BORN: 8/9/70 • D-6 FOR '94



Former NFL players Nolan Cromwell, Charlie Watters and Audrey McMillen were all quarterbacks in college who played defensive back in the NFL. All three were natural athletes who adjusted well enough to earn Pro Bowl honors. The Cowboys hope to have the same success with Darren Studstill, their sixth round selection out of West Virginia. The Cowboys will move Studstill, who played quarterback for the Mountaineers to defensive back .



STUDSTILL, *Cont.*

Studstill, who started during different parts of four seasons at West Virginia, finished his collegiate career ranking seventh on the school's all-time list in career pass attempts with 456, and in passing yards with 3,158. He also finished sixth in career touchdown passes with 27.

While rotating at quarterback with Jake Kelchner, Studstill sparked the Mountaineer's offense in 1993 by completing 48 passes for 760 yards with eight touchdowns. He also added 145 rushing yards on 25 carries with one touchdown. He saw his first action of the 1993 season in the third game against Missouri, completing his only pass for a 27-yard touchdown. Against Pittsburgh, he completed four of five passes for 98 yards, including a 49-yard scoring strike while piling up 121 yards of total offense. Studstill had his best performance of the season against Rutgers. He connected on 11 of 16 passes attempted for a season-high 214 yards and three touchdowns. He rallied two fourth quarter scoring drives at Boston College including the game winning touchdown pass to Ed Hill.

While sharing time with Kelchner in 1992, Studstill threw for over 1,000 yards for the second consecutive season. He had 1,065 yards passing with nine touchdowns, while adding 65 yards rushing on 39 carries with two touchdowns. With a 20-point fourth quarter against Maryland, Studstill engineered the biggest comeback in Mountaineer history, passing for 16-21 for 166 yards. He finished the game 14 of 21 for 166 yards passing and led scoring drives of 78, 73 and 55 yards in that quarter. His three touchdown passes were the most since 1980. With Kelchner out with an injury against Miami, Studstill played the entire game and eclipsed the 300-yard passing mark for the game, throwing for 308 yards by connecting on 28 of 41 attempts. His passing yards were the most since 1982 and ranked him along WVU's single game leaders in yardage (seventh), pass completions, (fourth) and pass attempts (fourth). Against Louisiana Tech, Studstill connected on 11 of 21 attempts, including a 78-yard bomb to James Jett, who currently plays for the Los Angeles Raiders, setting a new school record.

As a sophomore in 1991, Studstill was the West Virginia starting quarterback. He threw for 1,055 yards with eight touchdowns and ran for 307 yards with two touchdowns. He threw for 158 yards while throwing three touchdowns and running for another against Boston College.

His starting debut ended early when he suffered a shoulder strain early in the second quarter against Pittsburgh. He return to action against South Carolina, throwing for 176 yards and running for 50. Against Rutgers, Studstill piled up 273 yards of total offense with 76 rushing yards 197 passing, including a 53-yard touchdown pass to Jett. The touchdown connection was the longest pass play of the season.

As a redshirt freshman in 1990, Studstill gained valuable experience as a back up to Greg Jones. He passed for 278 yards with two touchdowns and ran for another 93 with one score. He set a new West Virginia record with a 76-yard touchdown pass to Jett against Cincinnati.

Despite being redshirted as a freshman and not seeing any varsity action, Studstill was voted the WVU's offensive rookie of the year in 1989.

The 191st player selected overall, Studstill is the first player to be drafted by Dallas since defensive back Ron Williams was selected (fourteenth round) in 1968. Studstill joins teammates Rich Braham (guard drafted in the third round by Arizona) and Jim Pyne (center drafted in the sixth round by Tampa Bay) as the only West Virginia players to be drafted in 1993.


A physical education major, Studstill was the recipient of the Whitney Gwynne Award in 1993, given to the team's unsung hero at the postseason team banquet, receiving a length standing ovation from his teammates and coaches. He lettered in football, basketball, baseball and track at Palm Beach Garden High (FL.) School, where he won football MVP honors.

STUDSTILL, *Cont.*

STUDSTILL'S WEST VIRGINIA TOTALS

Year	Att.	Comp.	Passing Yards	Pct.	TD	Int.	Long
1990	42	19	278	45.2	2	1	76t
1991	168	85	1,055	50.5	8	13	53
1992	159	89	1,065	56.0	9	5	78t
1993	87	48	760	55.1	8	4	59
Totals	456	241	3,158	52.9	27	26	78t

Year	No.	Rushing Yards	Average	Long	TD
1990	33	93	2.8	16	1
1991	88	307	3.5	30	2
1992	39	65	1.7	18	2
1993	25	145	5.8	44	1
Totals	185	610	3.3	44	6



**Toddrick McIntosh**

DEFENSIVE TACKLE • FLORIDA STATE  
HT: 6-3 • WT: 277 • BORN: 1/22/72 • D-7 FOR '94



Toddrick McIntosh is making a proper homecoming. After capping a stand-out collegiate career with a national championship at Florida State, he has the rare opportunity to come home to Dallas and earn a spot on the defending World Champion Cowboys roster. On January 1, 1994, McIntosh was a key figure in the Seminoles' national championship victory over Nebraska in the Orange Bowl, and, less than five months later, he was drafted by his hometown Cowboys. With the free agent losses of defensive tackles Tony Casillas and Jimmie Jones, McIntosh will have an extended opportunity to showcase his skills and earn a spot on the Dallas depth chart. McIntosh's skills include great quickness and natural pass rushing ability. He also has solid speed (4.87 forty) for a man of 277 pounds. His versatility, however, may be his finest asset. In four years at Florida State, he gained experience as a defensive end, tackle and nose guard. He started as a junior at nose guard and then was the team's left end as a senior in 1993. During his four year career at FSU, McIntosh helped his teammates to a combined record of 43-6 and victories in the Blockbuster, Cotton and Orange (twice) Bowls. As a senior, McIntosh registered 48 tackles, two sacks and five and a half tackles for lost yardage. He had a season-high nine tackles in the annual in-state battle with Miami, and later registered three tackles behind the line of scrimmage against Florida. In the thrilling 18-16 win over Nebraska, McIntosh contributed a key fourth quarter sack. As a junior in 1992, he started all 11 games at nose tackle and registered 44 tackles and two sacks. The '92 Seminoles posted an 11-1 record and defeated Nebraska 27-14 in the Orange Bowl. As a reserve defensive end in 1991, he displayed his big play ability in nickel pass rushing situations. He registered a career-high six and a half sacks and five tackles behind the line while being used primarily in nickel defensive situations. He made the big play against Michigan that year, returning an interception 49 yards for a touchdown that sealed FSU's win at Ann Arbor. He also caused two fumbles and recovered another as a sophomore. McIntosh put more points on the board for the Seminoles in '91 with a sack of Syracuse QB Marvin Graves in the end zone for a safety in FSU's 46-14 win over the Orangemen. As a red-shirt freshman tackle in 1990, McIntosh contributed 33 total tackles — three of those coming

---



---

THE PLAYERS

---

*McINTOSH, Cont.*

behind the line for lost yardage. As a senior at L.V. Berkner High School in nearby Richardson, TX, McIntosh was rated as one of the state's Top 100 prospects. Texas Football Magazine also rated him among the Top 25 players in the state, and as a senior, he had 77 tackles with four sacks en route to earning all-state recognition. McIntosh was a marketing major at Florida State.

**McINTOSH'S FLORIDA STATE TOTALS**

Year	Tackles			Tckl/ Loss	Sacks	Pass Def.	For Fum.	Fum Rec.
	Solo	Ast.	Tot.					
1993 .....	17	31	— 48	5.5	2	1	0	1
1992 .....	22	22	— 44	4	2	1	0	1
1991 .....	15	7	— 22	5	6.5	0	2	1
1990 .....	12	21	— 33	3	1.5	1	1	1
Totals .....	66	81	— 145	17.5	12	3	3	4



## Rookie Free Agents

**Michael Batiste**, a 6-2, 304-pound defensive tackle from Tulane started 10 games his senior year at left end or tackle, recording 40 tackles (25 solo) with one sack and three tackles for losses. His junior year, Batiste contributed 42 tackles (25 solo), with four sacks and five tackles for losses in nine games as a starter at defensive tackle. He had his most productive season as sophomore when he started all year and recorded 57 tackles (38 solo), three sacks and six tackles for losses. Batiste was an all-district selection in football at Westbrook High School in Beaumont, TX and also lettered in basketball and track. Nicknamed "Batman", he was born on 12/24/70.

**Chris Boniol**, a 5-11, 159-pound kicker from Louisiana Tech, ended his collegiate career as the school's all-time scorer. He made 50-of-81 field goal attempts, including five from over 50-yards. As a junior, Boniol gave the Bulldogs their first victory ever over a Southwest Conference opponent when his 30-yard field goal on the last play of the game defeated Baylor 10-9. He wound up hitting 11-of 18 field goals, including 2-of-2 from beyond 50-plus yards. Boniol hit only 6-of 17 field goal attempts as a sophomore but one was a 54-yarder on the final play of the game to defeat Eastern Michigan 17-14. He was named all-Louisiana and Louisiana Freshman of the Year by the Louisiana Sportswriters Association after hitting 17-of-24 field goals and 38-of-39 extra points in 1990. He also earned all-South Independent honors. Against McNeese State in his second collegiate game, Boniol hit a 55-yard field goal, the second longest in the school's history, and his extra point beat Colorado State 31-30, sending the Bulldogs to the Independence Bowl. Born on 12/9/71, Boniol starred at Alexandria, LA, Senior High School.

**George Brewer**, a 6-5, 295-pound defensive tackle from Savannah State, ended the 1993 season with 33 tackles and tied for the team lead with six sacks. Brewer transferred to Savannah State from the University of Georgia in 1992 and was required to sit out the following season. As a freshman with the Bulldogs in 1989, Brewer was one of three true freshman to play in all 11 games, starting two. He had a game high 12 tackles in his first start against Auburn. Born on 6/11/69, Brewer earned All-America, all-state and all-south football honors at Troup County High School in West Point, GA. He was voted the Gatorade High School Player of the Year in Georgia as a senior.

**Alfie Burch**, a 6-1, 192-pound cornerback from Michigan started all but one game his senior year and contributed 38 tackles (32 solo), one sack and two tackles for losses. As a junior he contributed 34 tackles (23 solo), two sacks, three tackles for losses, two deflected passes and one interception all in only six games. He missed the second half of the season after dislocating his right foot. As a sophomore he saw action in every game and recorded 19 tackles, 14 of them coming in the last seven games. As a freshman he played four games as a wide receiver and posted a pair of catches for 22 yards. He also played in three bowl games while at Michigan: Gator (1990), Rose (1991) and Hall of Fame (1993). His bowl stats include five tackles and one reception for 12 yards. Burch only started playing high school football as a junior and was selected all-league, all-county and all-state his senior year. Born on 3/24/71, he also letter in basketball (all-state) and baseball.

**Richie Cunningham**, a 5-10, 165-pound kicker from Southwestern Louisiana sat out the 1993 season after ending his collegiate career in 1992. He moved into the regular field goal and extra point job as a junior after handling mostly the kickoff duties his first two years. In 1991, Cunningham hit two field goals including a 50-yarder to help pace the Cajuns to a 13-12 win over Northern Illinois. Born on 8/18/70, Cunningham was a three sport standout at Terrebonne High in Houma, LA, where he was named as one of school's Athlete's of the Year during his senior season. He kicked for the team and led them to a district title during the 1988 season.

**Craig Fayak**, a 6-1, 188-pound kicker from Penn State, hit five of his nine field goal attempts during the 1992 season. His season ended after six games due to a stress fracture in a back vertebra. He also nailed all 21 of his extra points. As a sophomore, he hit 17 of 26 field goal attempts, including 13 of his last 16. He also led the Lions in scoring for the second straight year with 96 points. He set a school bowl record in the Fiesta Bowl with six extra points. As a freshman Fayak led the team in scoring with 74 points. He hit 15-of-22 field goals and was 29-of-30 on PAT's. Born on 7/22/72, Fayak played quarterback, safety and handled the placement and kicking chores for Belle Vernon Area, PA, High School.

**Shelby Hill**, a 6-0, 207-pound wide receiver from Syracuse holds the all-time school record for total receiving yardage with 2,296 and is tied for the school mark in receptions with Scott Schewedes at 139. With 70 punt returns he tied for second on the Orangemens' career punt return list and also stands fourth on the punt return yardage list with 567 yards. Hill led the team with 56 catches for 937 yards and four touchdowns in his senior year. He also contributed 23 punt returns for 144 yards (6.3 avg.) and six kickoff returns for 115 yards (19.2 avg.). As a starter during his junior year, Hill posted 29 receptions for 480 yards and one touchdown. He also added 19 punt returns for 177 yards and recovered an onside kickoff. In the Hall of Fame Bowl following the season, Hill recorded three receptions for 62 yards and a touchdown. At Central High in Phoenix, AZ he was selected all-state, all-district and all-league as he contributed 41 receptions for 730 yards and 12 touchdowns his senior year. Born Shelby J. Hill on 8/29/71.

**Tommy Jones**, a 5-9, 181-pound cornerback from Fresno State posted his most productive season as a starter his senior year, recording 46 tackles (33 solo), two tackles for losses, two recovered fumbles, ten passes deflected and three interceptions for 59 yards and a touchdown. As a junior, Jones made the move from JUCO wide receiver to the secondary and contributed 23 tackles, a fumble recovery and eight pass deflections. He also returned 11 kickoffs for 251 yards. Jones played receiver at College of the Sequoias (Visalia, CA) in 1990 and 1991 and collected 118 catches for 2,133 yards and 30 touchdowns. He was an all-state first team choice as he ranked fourth among all JUCO players in scoring with 102 points. Jones also set a school record with 56 catches for 1,156 yards with 17 touchdowns as a sophomore. Born 1/25/71, Jones starred at Lemoore, CA, High School and lettered in both basketball and track. His brother, Charlie, was a teammate both in high school and at Fresno State.

**Matt Joyce**, a 6-7, 283-pound offensive lineman from Richmond is making the move to the offensive line after playing on the defensive line in college. One of the strongest players on his team, Joyce anchored the Spider defensive line, finishing fourth on the team with 76 tackles as a junior. A native of St. Petersburg, FL (3/30/72), Joyce lettered in football, basketball and track at New York Military Academy.

**Mark Mason**, a 5-7, 189-pound running back from Maryland led his team with 616 rushing yards (158 carries) and three touchdowns as a senior. He also had 21 receptions for 204 yards with one touchdown. As a junior, Mason led the Atlantic Coast Conference in all-purpose yards, averaging 178 yards per game, before suffering a fractured collarbone and missing the last six games. He contributed 523 yards on 96 carries and one touchdown. He also added 101 yards with 16 catches. His sophomore year he was third in the ACC in rushing before suffering a fractured right fibula. At Churchill High School in Potomac, MD, he set a school rushing record with 2,961 yards during his three year career. Mason was born 4/25/72.

**Anthony McClanahan**, a 6-1, 238-pound linebacker from Washington State led his team in tackles with 112 (82 solo), two sacks and 12 tackles for 36 lost yards as a senior, earning first-team All-Pac 10 Conference and second-team All-America honors. He also led the team in tackles as a junior with 128 stops (99 solo), two sacks and 12 tackles for lost yardage. He also recovered a fumble and deflected two passes. Following the season he saw action in the Copper Bowl, contributing 12 tackles (7 solo). Born 4/3/71, McClanahan starred at Bakersfield, CA, High School and also lettered in track.

**Hurvin McCormack**, a 6-5, 271-pound defensive tackle from Indiana, posted 38 tackles (26 solo), seven sacks and nine stops for loses in just nine games as a senior. McCormack was also an All-America honorable mention and All-Big 10 Conference second-team selection by the Football News. As a junior and an All-Big 10 Conference second team pick, McCormack contributed 36 tackles (23 solo), six sacks and eight stops for lost yardage. An all-city, all-district and all-conference selection during his career at New Dorp High School in Brooklyn, NY, McCormack recorded 58 tackles and eight sacks as a senior. A native of Brooklyn, NY, he was born on 4/6/72.

**Toby Mills**, a 6-0, 270-pound center from Arizona State received honorable mention All-America status and was an All-Pac 10 Conference selection his senior year when he registered 37 knockdown blocks. His junior year he earned All Pac 10 Conference and academic All-Pac 10 Conference honors. He was responsible in part for helping the running attack average 172.5 yards a game. Mills was the recipient of the Bill Kajikawa Award as the team's top freshman, starting five games. Born 12/29/71, he was an all-East Texas choice as a senior at Henderson, TX, High School.

**Aaron Mundy**, a 6-5, 252-pound tight end from the University of Virginia earned honorable mention All-America status from United Press International and All-Atlantic Coast Conference honors as a senior. He played in eight games, tallied 20 receptions for 303 yards and added six more grabs for 60 yards in the Carquest Bowl. As a junior, he started every game and finished the year second on the team with 27 catches for 411 yards and three touchdowns. His sophomore year proved to be most productive when he racked up 31 catches for 409 yards and five touchdowns. In 1991 he started all season and set a school record for sophomores with eight receptions for 116 yards. Born 11/9/71, Mundy was an all-state selection and the Virginia Player of Year at Hampton, VA, High School. He also lettered in basketball and baseball.

**Tony Richardson**, a 6-1, 224-pound fullback from Auburn, started his entire senior year, finishing third on the team with 249 yards and four touchdowns on 58 carries. He also recorded 28 receptions for 273 yards and a pair of touchdowns. Richardson finished his four year collegiate career at Auburn with 162 carries for 715 yard and nine touchdowns. In the air he posted 44 receptions for 395 yards and a pair of touchdowns. Born 12/17/71 in Frankfurt, Germany, Richardson not only starred in football at Daleville, AL, High School but lettered in both basketball and baseball.

**Greg Schorp**, a 6-3, 242-pound tight end from Texas A&M, was a two-time honorable mention All-America and consensus All-Southwest Conference pick. As a senior he started all season and recorded 17 catches for 220 yards. In the 1994 Cotton Bowl he added three receptions for 53 yards. During his junior year, Schorp contributed a team-high 24 receptions for 280 yards and a touchdown. A two-time all-district linebacker and tight end at Churchill High School in San Antonio, TX, he also lettered in basketball and baseball. Schorp was born on 9/6/71 in Biloxi, Mississippi.

**Keith Wagner**, a 6-4, 302-pound tackle from Abilene Christian, played one season for the Wildcats after transferring from Texas Christian University. He played tight end, defensive end, guard and tackle during three seasons for the Horned Frogs. Born on 1/22/70, Wagner lettered in football and basketball at Carroll High School in Corpus Christi, TX.

**Jeff Wilkins**, a 6-1, 180-pound kicker from Youngstown State, set a school record by hitting 46 straight PAT's and finished as the schools all-time leader in field goals made (66) and attempted (98). He also punted for a career average of 38.0 yards per punt. As a junior, he hit a 54-yard field goal against Northern Iowa to tie the school's all-time mark. During Wilkins' career, Youngstown State posted a 47-9-1 record. Born on 4/19/72, Wilkins lettered at Fitch High School in Austintown, OH.

**Jermaine Younger**, a 6-0, 262-pound linebacker from Utah State, started all year as a senior and led the team with 108 tackles (54 solo), two sacks and 22 stops for losses. He also recovered two fumbles, forced one, batted away six passes and picked off two others. As a junior, he was the Big West Conference Player of the Year and also received honorable mention All-America and first-team All-Big West Conference honors. During the season he was named Sports Illustrated's National Defensive Player of the Week against Kansas State and the Big West Conference Defensive Player of the Week against Nevada-Las Vegas. He recorded 121 tackles (76 solo), six sacks and 14 stops for losses that season while also deflecting five passes, picking off three others, forcing three fumbles and recovering three others. A star player at Tennyson High School in Hayward, CA, Younger also holds the school record in the shot put. Younger was born in San Francisco, CA on 6/1/71.





## 1994 Rookie and First-Year Roster

NAME	POS.	HGT.	WGT.	BIRTHDATE	NFL EXP.	COLLEGE	HOW ACQ.
Allen, Larry .....	G	6-3	325	11/27/71	R	Sonoma State	D2-'94
Batiste, Michael .....	DT	6-3	301	12/24/70	R	Tulane	FA-'94
Bell, Coleman .....	TE	6-2	232	4/22/70	1	Miami, Fla.	FA-'94
Boniol, Chris .....	K	5-11	159	12/9/71	R	Louisiana Tech	FA-'94
Bretz, Brad .....	QB	6-5	218	8/17/70	1	Cal St.-Hayward	FA-'94
Brewer, George .....	DT	6-5	295	6/11/69	R	Savannah State	FA-'94
Burch, Alfie .....	CB	6-0	196	3/24/71	R	Michigan	FA-'94
Carver, Shante .....	DE	6-5	240	2/12/71	R	Arizona State	D1-'94
Cunningham, Richie .....	K	5-10	165	8/18/70	R	S.W. Louisiana	FA-'94
Dotson, Dewayne .....	LB	6-1	250	6/10/71	R	Mississippi	D4a-'94
Fayak, Craig .....	K	6-1	188	7/22/72	R	Penn State	FA-'94
Garrett, Judd .....	RB	6-2	214	6/25/67	1	Princeton	FA-'94
Hegamin, George .....	T	6-7	355	2/14/73	R	North Carolina State	D3-'94
Hill, Shelby .....	WR	6-0	207	8/29/71	R	Syracuse	FA-'94
Jackson, Willie .....	WR	6-1	205	8/16/71	R	Florida	D4a-'94
Jones, Tommy .....	CB	5-8	167	1/21/71	R	Fresno State	FA-'94
Joyce, Matt .....	OL	6-7	283	3/30/72	R	Richmond	FA-'94
Mason, Mark .....	RB	5-7	189	4/25/72	R	Maryland	FA-'94
McClanahan, Anthony .....	LB	6-1	238	4/3/71	R	Washington State	FA-'94
McCormack, Hurvin .....	DT	6-5	271	4/6/72	R	Indiana	FA-'94
McIntosh, Toddrick .....	DT	6-3	277	1/22/72	R	Florida State	D7-'94
Mills, Toby .....	C	6-0	270	12/29/71	R	Arizona State	FA-'94
Mundy, Aaron .....	TE	6-5	252	11/9/71	R	Virginia	FA-'94
Parrish, James .....	T	6-6	310	5/19/68	1	Temple	FA-'94
Powe, Keith .....	DE	6-4	265	6/5/69	1	Texas-EI Paso	FA-'94
Richardson, Tony .....	FB	6-1	224	12/17/71	R	Auburn	FA-'94
Schorp, Greg .....	TE	6-3	242	9/6/71	R	Texas A&M	FA-'94
Studstill, Darren .....	DB	6-1	186	8/9/70	R	West Virginia	D6-'94
Wagner, Keith .....	T	6-4	302	1/22/70	R	Abilene Christian	FA-'94
Wilkins, Jeff .....	K	6-1	180	4/19/72	R	Youngstown State	FA-'94
Younger, Jermaine .....	LB	6-0	262	6/1/71	R	Utah State	FA-'94



# Dallas Cowboys 1994 Veterans Roster

NO.	NAME	POS.	HGT.	WGT.	BIRTHDATE	NFL EXP.	COLLEGE	HOW ACQ.
34	Agee, Tommie	FB	6-0	235	2/22/64	8	Auburn	FA-'93
8	Aikman, Troy	QB	6-4	228	11/21/66	6	UCLA	D1-'89
40	Bates, Bill	S	6-1	205	6/6/61	12	Tennessee	FA-'83
24	Brown, Larry	CB	5-11	182	11/30/69	4	Texas Christian	D12-'91
44	Coleman, Lincoln	RB	6-1	249	8/12/69	2	Baylor	FA-'93
56	Collins, Roosevelt	LB	6-4	244	1/25/68	2	Texas Christian	FA-'94
68	Cornish, Frank	C/G	6-4	287	9/24/67	5	UCLA	PB(SD)-'92
81	Daniel, Tim	WR	5-11	192	9/14/69	3	Florida A&M	D11-'92
58	Edwards, Dixon	LB	6-1	222	3/25/68	4	Michigan State	D2-'91
46	Fishback, Joe	S	6-0	212	11/29/67	5	Carson-Newman	FA-'93
89	Galbraith, Scott	TE	6-2	255	1/7/67	5	Southern California	FA-'93
29	Gant, Kenneth	S	5-11	189	4/18/67	5	Albany St.	D9-'90
17	Garrett, Jason	QB	6-2	195	3/28/66	2	Princeton	FA-'93
94	Haley, Charles	DE	6-5	250	1/6/64	9	James Madison	T(SF)-'92
80	Harper, Alvin	WR	6-3	208	7/6/67	4	Tennessee	D1b-'91
70	Hellestrae, Dale	G/C	6-5	275	7/11/62	10	Southern Methodist	T(Raid)-'90
95	Hennings, Chad	DT	6-6	286	10/20/65	3	Air Force	D11-'88
47	Holmes, Clayton	CB	5-10	181	8/23/69	3	Carson-Newman	D3a-'92
88	Irvin, Michael	WR	6-2	205	3/5/66	7	Miami, Fla.	D1-'88
77	Jeffcoat, Jim	DE	6-5	280	4/1/61	12	Arizona State	D1-'83
19	Jett, John	P	6-0	184	11/11/68	2	East Carolina	FA-'93
48	Johnston, Daryl	FB	6-2	238	2/10/66	6	Syracuse	D2-'89
55	Jones, Robert	LB	6-2	237	9/27/69	3	East Carolina	D1b-'92
60	Kennard, Derek	G	6-3	300	9/9/62	9	Nevada-Reno	UFA(NO)-'94
25	Lassic, Derrick	RB	5-10	188	1/26/70	2	Alabama	D4a-'93
78	Lett, Leon	DL	6-6	285	10/12/68	4	Emporia State	D7-'91
31	Marion, Brock	S	5-11	189	6/11/70	2	Nevada-Reno	D7-'93
67	Maryland, Russell	DT	6-1	279	3/22/69	4	Miami, Fla.	D1a-'91
98	Myles, Godfrey	LB	6-1	242	9/22/68	4	Florida	D3a-'91
61	Newton, Nate	G	6-3	325	12/20/61	9	Florida A&M	FA-'86
84	Novacek, Jay	TE	6-4	232	10/24/62	10	Wyoming	PB(Pho)-'90
9	Peete, Rodney	QB	6-0	193	3/16/66	6	Southern California	UFA(Det)-'94
74	Rentie, Caesar	OL	6-3	323	11/10/64	2	Oklahoma	FA-'94
59	Smith, Darrin	LB	6-1	227	4/15/70	2	Miami, Fla.	D2b-'93
22	Smith, Emmitt	RB	5-9	209	5/15/69	5	Florida	D1-'90
82	Smith, Jimmy	WR	6-1	205	2/9/69	3	Jackson State	D2a-'92
26	Smith, Kevin	CB	5-11	180	4/7/70	3	Texas A&M	D1a-'92
53	Stepnoski, Mark	C	6-2	264	1/20/67	6	Pittsburgh	D3a-'89
65	Stone, Ron	T	6-5	309	7/20/71	2	Boston College	D4b-'93
41	Thomas, Dave	CB	6-2	208	8/25/68	2	Tennessee	D8a-'93
92	Tolbert, Tony	DE	6-6	263	12/29/67	6	Texas-El Paso	D4-'89
71	Tuinei, Mark	T	6-5	305	3/31/60	12	Hawaii	FA-'83
91	Vanderbeek, Matt	LB/DE	6-3	243	8/16/67	5	Michigan State	W(Ind)-'93
37	Washington, James	S	6-1	209	1/10/65	7	UCLA	PB(Rams)-'90
79	Williams, Erik	T	6-6	324	9/7/68	4	Central State, Ohio	D3c-'91
85	Williams, Kevin	WR	5-9	192	1/25/71	2	Miami, Fla.	D2a-'93
86	Williams, Tyrone	WR	6-5	220	3/26/70	2	Western Ontario	FA-'93
42	Wilson, Robert	FB	6-0	258	1/13/69	2	Texas A&M	FA-'94
28	Woodson, Darren	S	6-1	215	4/25/69	3	Arizona State	D2b-'92



## Cowboys All-Time Roster

## ASSISTANT COACHES

Alexander, Hubbard, 1989-93  
 Allen, Ermal, 1962-83  
 Armstrong, Neill, 1982-89  
 Avezzano, Joe, 1990-93  
 Berry, Raymond, 1968  
 Blake, John, 1993  
 Brodsky, Joe, 1989-93  
 Campo, Dave, 1989-93  
 Dahms, Tom, 1960-62  
 Davis, Butch, 1989-93  
 Dimancheff, Babe, 1960-62  
 Ditka, Mike, 1973-81  
 Ecklund, Brad, 1960-63  
 Eddy, Jim, 1993  
 Erkenbeck, Jim, 1987-88  
 Ford, Robert, 1991-93  
 Franklin, Bobby, 1968-72  
 Gillman, Sid, 1972  
 Hackett, Paul, 1986-88  
 Hickey, Red, 1964  
 Hoffman, Steve, 1989-93  
 Houck, Hudson, 1993  
 Hughes, Ed, 1973-76  
 Lavan, Al, 1980-88  
 Lowry, Alan, 1982-90  
 Mackovic, John, 1981-82  
 Meeks, Ron, 1991  
 Myers, Jim, 1962-86  
 Nolan, Dick, 1962-67, 1982-90  
 Reeves, Dan, 1970-80  
 Renfro, Ray, 1968-72  
 Rhome, Jerry, 1989  
 Roy, Alvin, 1973-75  
 Shofner, Jim, 1983-85  
 Shula, Dave, 1989-90  
 Slowik, Bob, 1992  
 Solari, Mike, 1987-88  
 Stallings, Gene, 1972-85  
 Stautner, Ernie, 1966-88  
 Tubbs, Jerry, 1966-88  
 Turner, Norv, 1991-93  
 Wannstedt, Dave, 1989-92  
 Ward, Bob, 1976-89  
 Wise, Tony, 1989-92  
 Woicik, Mike, 1990-93

## PLAYERS

No.  
 50 Abrams, Bobby, LB, Michigan, 1992-93  
 21 Adams, David, RB, Arizona, 1987  
 26 Adderley, Herb, CB, Michigan State, 1970-72  
 23 Adkins, Margene, WR, Henderson J.C., 1970-71  
 34 Agee, Tommie, FB, Auburn, 1990-93  
 8 Aikman, Troy, QB, UCLA, 1989-93  
 36 Albritton, Vince, S/LB, Washington, 1984-91  
 87 Alexander, Ray, WR, Florida A&M, 1988-89  
 31 Allen, Gary, RB, Hawaii, 1983-84  
 19 Alworth, Lance, WR, Arkansas, 1971-72  
 66 Andrie, George, DE, Marquette, 1962-72  
 81 Ankrum, Scott, WR, Texas Christian, 1989  
 10/35 Armstrong, Jimmy, DB, Appalachian State, 1987

64 Arneson, Jim, C/G, Arizona, 1973-74  
 78 Asher, Bob, T, Vanderbilt, 1970  
 76 Aughtman, Dowe, OL, Auburn, 1984  
 89 Await, Rob, TE, San Diego St., 1990-91  
 33 Babb, Gene, LB/RB, Austin College, 1960-61  
 53 Babinecz, John, LB, Villanova, 1972-73  
 66 Baker, Jesse, DE, Jacksonville State, 1986  
 38 Baker, Sam, P/K, Oregon State, 1962-63  
 62 Baldinger, Brian, OL, Duke, 1982-84, 1986-87  
 87 Banks, Gordon, WR, Stanford, 1985-87  
 80 Barksdale, Rod, WR, Arizona, 1987  
 31 Barnes, Benny, DB, Stanford, 1972-82  
 80 Barnes, Gary, WR, Clemson, 1963  
 56 Barnes, Rodrigo, LB, Rice, 1973-74  
 81 Bateman, Marv, P, Utah, 1972-74  
 40 Bates, Bill, S, Tennessee, 1983-93  
 46 Baynham, Craig, RB, Georgia Tech, 1967-69  
 11 Belden, Bob, QB, Notre Dame, 1969-70  
 20 Bercich, Bob, S, Michigan State, 1960-61  
 76 Bethea, Larry, DL, Michigan State, 1978-83  
 7 Beuerlein, Steve, QB, Notre Dame, 1991-92  
 36 Bielski, Dick, TE, Maryland, 1960-61  
 44 Bishop, Don, CB, CCLA, 1960-65  
 24 Blackwell, Alois, RB, Houston, 1978-79  
 89 Blackwell, Kelly, TE, Texas Christian, 1993  
 46 Blake, Ricky, RB, Alabama A&M, 1991  
 28 Blount, Alvin, RB, Maryland, 1987  
 68 Boeke, Jim, T, Heidelberg, 1964-67  
 87 Borden, Nate, DE, Indiana, 1960-61  
 84 Borresen, Rich, TE, Northwestern, 1987  
 51 Braatz, Tom, LB, Marquette, 1960  
 77 Bradfute, Byron, T, Southern Mississippi, 1960-61  
 1 Brady, Kerry, K, Hawaii, 1987  
 53 Breunig, Bob, LB, Arizona State, 1975-84  
 63 Brinkley, Lester, DL, Mississippi, 1990  
 36 Brinson, Larry, RB, Florida, 1977-79  
 77 Brock, Clyde, DT, Utah State, 1962-63  
 99 Brooks, Kevin, DT, Michigan, 1985-88  
 44 Brooks, Michael, S, No. Carolina St., 1990  
 62 Brotzki, Bob, T, Syracuse, 1988  
 79 Broughton, Willie, DT, Miami, Fla., 1989-90  
 33 Brown, Eric, DB, Savannah State, 1989  
 59 Brown, Guy, LB, Houston, 1977-82  
 24 Brown, Larry, CB, Texas Christian, 1991-93  
 31 Brown, Otto, DB, Prairie View, 1969  
 59 Brownlow, Darrick, LB, Illinois, 1991  
 22 Bullocks, Amos, RB, Southern Illinois, 1962-64  
 15/89/82 Burbage, Cornell, WR, Kentucky, 1987-89  
 60 Burkett, Jackie, LB, Auburn, 1968-69  
 73 Burnette, Dave, T, Central Arkansas, 1987  
 57 Burton, Ron, LB, North Carolina, 1987-89  
 22 Butler, Bill, S, Tenn. Chattanooga, 1960  
 60 Caffey, Lee Roy, LB, Texas A&M, 1971  
 52 Cannon, Billy, LB, Texas A&M, 1984  
 59 Capone, Warren, LB, Louisiana State, 1975  
 18 Carano, Glenn, QB, Nevada-Las Vegas, 1977-83  
 17 Carmichael, Harold, WR, Southern, 1984  
 10 Carrell, Duane, P, Florida State, 1974  
 75 Carter, Jon, DT, Pittsburgh, 1989  
 75 Casillas, Tony, DT, Oklahoma, 1991-93  
 79 Cesario, Sal, G, Cal. Poly SLO, 1987  
 85/89 Chandler, Thornton, TE, Alabama, 1986-89

THE PLAYERS

- 72 Cheek, Louis, OL, Texas A&M, 1990  
 77 Cisowski, Steve, T, Santa Clara, 1987  
 42 Clack, Darryl, RB, Arizona State, 1986-89  
 83/17 Clark, Mike, K, Texas A&M, 1968-71, 1973  
 73 Clark, Monte, T, Southern California, 1962  
 37 Clark, Phil, DB, Northwestern, 1967-69  
 82 Clarke, Frank, TE/WR, Colorado, 1960-67  
 47 Clinkscale, Dextor, S, South Carolina State, 1980, 1982-85  
 59 Cobb, Garry, LB, Southern California, 1988-89  
 63 Cole, Larry, DL, Hawaii, 1968-80  
 41 Coleman, Anthony, DB, Baylor, 1987  
 44 Coleman, Lincoln, RB, Baylor, 1993  
 86 Coleman, Ralph, LB, No. Carolina A&T, 1972  
 10 Collier, Reggie, QB, Southern Mississippi, 1986  
 77 Colvin, Jim, DT, Houston, 1964-66  
 31 Cone, Fred, K, Clemson, 1960  
 54/53 Connelly, Mike, C, Utah State, 1960-67  
 40 Conrad, Bobby Joe, WR, Texas A&M, 1969  
 61 Cooper, Jim, OL, Temple, 1977-86  
 93 Cooper, Reggie, LB, Nebraska, 1991  
 68 Cornish, Frank, C, UCLA, 1992-93  
 85 Cornwell, Fred, TE, Southern California, 1984-85  
 84 Cosbie, Doug, TE, Santa Clara, 1979-88  
 44/81 Courville, Vince, WR, Rice, 1987  
 90 Crockett, Willis, LB, Georgia Tech, 1990  
 85 Cronin, Gene, LB, Pacific, 1960  
 62 Cvercko, Andy, G, Northwestern, 1961-62
- 81 Daniel, Tim, WR, Florida A&M, 1993  
 45/21 Daniels, Dick, S, Pacific, Ore., 1966-68  
 89 Davis, Donnie, WR, Southern, 1962  
 57 Davis, Kyle, C, Oklahoma, 1975  
 88 Davis, Sonny, LB, Baylor, 1961  
 55 Del Rio, Jack, LB, Southern California, 1989-91  
 55 DeOssie, Steve, LB, Boston College, 1984-88  
 21 Dennison, Doug, RB, Kutztown State, 1974-78  
 83 Deters, Harold, K, No. Carolina State, 1967  
 26 Dial, Buddy, WR, Rice, 1964-66  
 51 Dickerson, Anthony, LB, Southern Methodist, 1980-84  
 71 Dickson, Paul, T, Baylor, 1960  
 76 Diehl, John, DT, Virginia, 1965  
 89 Ditka, Mike, TE, Pittsburgh, 1969-72  
 86/21 Dixon, James, WR/RB, Houston, 1989-91  
 34 Doelling, Fred, S, Pennsylvania, 1960  
 83 Donley, Doug, WR, Ohio State, 1981-84  
 62 Donohue, Leon, G, Cal. State San Jose, 1965-67  
 67 Donovan, Pat, T, Stanford, 1975-83  
 83 Doran, Jim, WR, Iowa State, 1960-61  
 33 Dorsett, Tony, RB, Pittsburgh, 1977-87  
 34 Douglas, Merrill, RB, Utah, 1961  
 30 Dowdle, Mike, RB/LB, Texas, 1960-62  
 26 Downs, Michael, S, Rice, 1981-88  
 86 Duckett, Kenny, WR, Wake Forest, 1985  
 89 Dugan, Fred, WR, Dayton, 1960  
 52 Duliban, Chris, LB, Texas, 1987  
 70 Dunn, Perry Lee, RB, Mississippi, 1964-65  
 45 Dupre, L.G., RB, Baylor, 1960-61  
 89 DuPree, Billy Joe, TE, Michigan State, 1973-83  
 78 Dutton, John, DL, Nebraska, 1979-86  
 71 Dwyer, Mike, DT, Massachusetts, 1987
- 42 Easmon, Ricky, DB, Florida, 1985  
 79/77 East, Ron, DT, Montana State, 1967-70  
 52 Edwards, Dave, LB, Auburn, 1963-75  
 58 Edwards, Dixon, LB, Michigan State, 1991-93  
 81/87 Edwards, Kelvin, WR, Liberty, 1987-88  
 52 Eidson, Jim, G/C, Mississippi State, 1976
- 53 Elam, Onzy, LB, Tennessee State, 1989  
 2 Elliott, Lin, K, Texas Tech, 1992-93  
 31/27 Everett, Thomas, S, Baylor, 1992-93
- 63 Falls, Mike, G, Minnesota, 1960-61  
 27 Fellows, Ron, CB, Missouri, 1981-86  
 46 Fishback, Joe, S, Carson-Newman, 1993  
 73 Fisher, Ray, T, Eastern Illinois, 1960  
 62 Fitzgerald, John, C, Boston College, 1971-80  
 55 Flaherty, Harry, LB, Holy Cross, 1987  
 45 Flowers, Richmond, S, Tennessee, 1969-71  
 80/83 Folkins, Lee, TE, Washington, 1962-64  
 85 Folsom, Steve, TE, Utah, 1987-90  
 80 Ford, Bernard, WR, Central Florida, 1989  
 46 Fowler, Todd, FB, Stephen F. Austin, 1985-88  
 38 Francis, Ron, CB, Baylor, 1987-90  
 32 Franckhauser, Tom, CB, Purdue, 1960-61  
 76 Frank, Bill, T, Colorado, 1964  
 71 Frederick, Andy, T, New Mexico, 1977-81  
 15 Fritsch, Toni, K, Vienna, Austria, 1971-73, 1975  
 79 Frost, Ken, DT, Kentucky, 1961-62  
 75 Fry, Bob, T, Kentucky, 1960-64  
 84 Fugett, Jean, TE, Amherst, 1972-75
- 27 Gaechter, Mike, S, Oregon, 1962-69  
 39 Gainer, Derrick, RB, Florida A&M, 1992-93  
 89 Galbraith, Scott, TE, Southern California, 1993  
 29 Gant, Kenneth, CB, Albany St., 1990-93  
 17 Garrett, Jason, QB, Princeton, 1993  
 32 Garrison, Walt, RB, Oklahoma State, 1966-74  
 80 Gay, Everett, WR, Texas, 1988  
 35 Gent, Pete, WR/TE, Michigan State, 1964-68  
 67/63 Gesek, John, G, Cal. St.-Sacramento, 1990-93  
 11 Gibbs, Sonny, QB, Texas Christian, 1963  
 66 Gogan, Kevin, T, Washington, 1987-93  
 76 Gonzaga, John, DE, No college, 1960  
 83 Gonzalez, Leon, WR, Bethune, Cookman, 1985  
 44 Gowdy, Cornell, DB, Morgan State, 1986  
 71 Granger, Charlie, T, Southern, 1961  
 28 Granger, Norm, RB, Iowa, 1984  
 29/48 Green, Alex, CB, Indiana, 1987  
 61 Green, Allen, P/K, Mississippi, 1961  
 34 Green, Cornell, DB, Utah State, 1962-74  
 76 Gregg, Forrest, G/T, Southern Methodist, 1971  
 77 Gregory, Bill, DL, Wisconsin, 1971-77  
 21 Gregory, Glynn, WR/DB, Southern Methodist, 1961-62  
 64 Grottkau, Bob, G, Oregon, 1961  
 60 Guy, Buzz, G, Duke, 1960
- 64 Hagen, Halvor, C/G, Weber State, 1969-70  
 94 Haley, Charles, DE, James Madison, 1992-93  
 38 Hall, Chris, S, East Carolina, 1993  
 50 Hamel, Dean, DT, Tulsa, 1989-90  
 52 Hansen, Wayne, LB, Texas Wesleyan, 1960  
 80 Harper, Alvin, WR, Tennessee, 1991-93  
 50 Harper, Dave, LB, Humboldt State, 1990  
 43 Harris, Cliff, S, Ouachita, 1970-79  
 86 Harris, Duriel, WR, New Mexico State, 1984  
 40 Harris, Jim, S, Oklahoma, 1961  
 80 Harris, Rod, WR, Texas A&M, 1990  
 22 Hayes, Bob, WR, Florida A&M, 1965-74  
 33 Hayes, Wendell, RB, Humboldt State, 1963  
 27 Haynes, Tommy, S, Southern California, 1987  
 56 Hays, Harold, LB, Southern Mississippi, 1963-67  
 62/78 Healy, Don, DT, Maryland, 1960-61  
 58 Hegman, Mike, LB, Tennessee State, 1976-88  
 11 Heinrich, Don, QB, Washington, 1960  
 62/70 Hellestrae, Dale, OL, Southern Methodist, 1990-93

THE PLAYERS

- 56 Henderson, Thomas, LB, Langston, 1975-79  
 58/50 Hendrickson, Steve, LB, California, 1989  
 45 Hendrix, Manny, CB, Utah, 1986-91  
 85 Hendrix, Tim, TE, Tennessee, 1987  
 95 Hennings, Chad, DT, Air Force, 1992-93  
 72 Herchman, Bill, DT, Texas Tech, 1960-61  
 1 Herrera, Efen, K, UCLA, 1974, 1976-77  
 21 Higgs, Mark, RB, Kentucky, 1988  
 32 Highsmith, Alonzo, FB, Miami, Fla., 1990-91  
 31 Hill, Bill, CB, Rutgers, 1987  
 35 Hill, Calvin, RB, Yale, 1969-74  
 25 Hill, Rod, CB, Kentucky State, 1982-83  
 80 Hill, Tony, WR, Stanford, 1977-86  
 14 Hogeboom, Gary, DE, Tenn. Chattanooga, 1991-92  
 23 Holloway, Johnny, CB, Kansas, 1986  
 47 Holmes, Clayton, CB, Carson-Newman, 1992  
 30 Holt, Issiac, CB, Alcorn State, 1989-92  
 24 Homan, Dennis, WR, Alabama, 1968-70  
 9 Hoopes, Mitch, P, Arizona, 1975  
 20 Horton, Ray, S, Washington, 1989-92  
 67 Houser, John, C/G, Redlands, 1960-61  
 86 Houston, Bill, WR, Jackson State, 1974  
 21 Howard, Carl, CB, Rutgers, 1984  
 99 Howard, David, LB, Cal. St. Long Beach, 1989-90  
 81 Howard, Percy, WR, Austin Peay, 1975  
 87 Howard, Ron, TE, Seattle, 1974-75  
 54 Howley, Chuck, LB, West Virginia, 1961-73  
 81 Howton, Bill, WR, Rice, 1960-63  
 51 Hoyem, Lynn, C/G, Cal. St. Long Beach, 1962-63  
 42 Hughes, Randy, S, Oklahoma, 1975-80  
 11 Humphrey, Buddy, QB, Baylor, 1961  
 79 Hunt, John, G/T, Florida, 1984  
 34 Hunter, Monty, S, Salem, 1982  
 52/58 Hurd, Jeff, LB, Kansas State, 1987  
 40 Hurt, Eric, CB, Cal. State San Jose, 1980  
 66 Husmann, Ed, DT, Nebraska, 1960  
 59 Hutcherson, Ken, LB, Livingston State, 1974  
 57/55 Huther, Bruce, LB, New Hampshire, 1977-80, 1983
- 88 Irvin, Michael, WR, Miami, Fla., 1988-93  
 60 Isbell, Joe Bob, G, Houston, 1962-65
- 32 Jackson, Tim, S, Nebraska, 1989  
 53 Jax, Garth, LB, Florida State, 1986-88  
 77 Jeffcoat, Jim, DE, Arizona State, 1983-93  
 84 Jennings, Keith, TE, Clemson, 1989  
 37 Jensen, Jim, RB, Iowa, 1976  
 19 Jett, John, P, East Carolina, 1993  
 86 Johnson, Butch, WR, Calif.-Riverside, 1976-83  
 23 Johnson, Mike, CB, Kansas, 1966-69  
 64 Johnson, Mitch, G, UCLA, 1965  
 29 Johnson, Udra, RB, West Virginia, 1989  
 91 Johnson, Walter, DT, Pittsburgh, 1987  
 48 Johnston, Daryl, FB, Syracuse, 1989-93  
 51 Jones, Dale, LB, Tennessee State, 1987  
 39 Jones, E.J., RB, Kansas, 1987  
 72 Jones, Ed, DE, Tennessee State, 1974-78, 1980-89  
 23 Jones, James, RB, Mississippi State, 1980-82, 1984-85  
 97 Jones, Jimmie, DL, Miami, Fla., 1990-93  
 55 Jones, Robert, LB, East Carolina, 1992-93  
 55 Jordan, Lee Roy, LB, Alabama, 1963-76
- 57 Keller, Mike, LB, Michigan, 1972  
 68 Ker, Crawford, G, Florida, 1985-90  
 60 Killian, Gene, G, Tennessee, 1974  
 60 Kiner, Steve, LB, Tennessee, 1970  
 57 King, Angelo, LB, South Carolina State, 1981-83
- 73 Kitson, Syd, G, Wake Forest, 1984  
 79 Klein, Dick, T, Iowa, 1960  
 18 Kosar, Bernie, QB, Miami, Fla., 1993  
 35 Kowalczyk, Walt, RB, Michigan State, 1960  
 9 Kupp, Craig, QB, Pacific-Lutheran, 1991  
 67 Kupp, Jake, G, Washington, 1964-65  
 25 Kyle, Aaron, CB, Wyoming, 1976-79
- 35 Laidlaw, Scott, RB, Stanford, 1975-79  
 15 Laufenberg, Babe, QB, Indiana, 1989-90  
 25 Lassic, Derrick, RB, Alabama, 1993  
 29 Lavette, Robert, RB, Georgia Tech, 1985-87  
 66 Lawless, Burton, G, Florida, 1975-79  
 14 LeBaron, Eddie, QB, Pacific, 1960-63  
 78 Lett, Leon, DL, Emporia State, 1991-93  
 50 Lewis, D.D., LB, Mississippi State, 1968, 1970-81  
 23 Lewis, Woodley, WR, Oregon, 1960  
 64/67 Lijja, George, C, Michigan, 1987  
 74 Lilly, Bob, DL, Texas Christian, 1961-74  
 97 Lilly, Kevin, DT, Tulsa, 1989  
 72/64 Liscio, Tony, T, Tulsa, 1963-64, 1966-71  
 20 Livingston, Bruce, DB, Arkansas Tech, 1987  
 41 Livingston, Warren, CB, Arizona, 1961-66  
 35 Lockett, J.W., RB, Central Oklahoma, 1961-62  
 56 Lockhart, Eugene, LB, Houston, 1984-90  
 25 Logan, Obert, S, Trinity Tex., 1965-66  
 56 Long, Bob, LB, UCLA, 1962  
 19 Longley, Clint, QB, Abilene Christian, 1974-75  
 18 Lothridge, Billy, P/QB, Georgia Tech, 1964
- 47 Maegle, Dick, S, Rice, 1961  
 51 Manders, Dave, C, Michigan State, 1964-66, 1968-74  
 27 Manning, Wade, CB, Ohio State, 1979  
 31 Marion, Brock, S, Nevada-Reno, 1993  
 31 Marsh, Amos, RB, Oregon State, 1961-64  
 79 Martin, Harvey, DE, East Texas State, 1973-83  
 83 Martin, Kelvin, WR, Boston College, 1987-92  
 67 Maryland, Russell, DT, Miami, Fla., 1991-93  
 25 Mathews, Ray, WR, Clemson, 1960  
 70 McCreary, Bob, T, Wake Forest, 1961  
 80 McDaniels, David, WR, Mississippi Valley, 1968  
 14 McDonald, Paul, QB, Southern California, 1986-87  
 25 McDonald, Tommy, WR, Oklahoma, 1964  
 42 McIlhenny, Don, RB, Southern Methodist, 1960-61  
 85 McKinnon, Dennis, WR, Florida St., 1990  
 52 McLean, Scott, LB, Florida State, 1983  
 35 McSwain, Chuck, RB, Clemson, 1983-84  
 70 Memmelear, Dale, G, Wyoming, 1962-63  
 17 Meredith, Don, QB, Southern Methodist, 1960-68  
 78 Meyers, John, DT, Washington, 1962-63  
 83 Mickey, Joey, TE, Oklahoma, 1993  
 7 Millen, Hugh, QB, Washington, 1993  
 3 Miller, Jim, P, Mississippi, 1983-84  
 34 Mitchell, Aaron, CB, Nevada-Las Vegas, 1979-80  
 23 Montgomery, Mike, RB/WR, Kansas State, 1972-73  
 24 Mooty, Jim, CB, Arkansas, 1960  
 37 Morgan, Dennis, RB, Western Illinois, 1974  
 14 Morton, Craig, QB, California, 1965-74  
 80 Murchison, Ola Lee, WR, Pacific, 1961  
 3 Murray, Eddie, K, Tulane, 1993  
 98 Myles, Godfrey, LB, Florida, 1991-93
- 73 Neely, Ralph, G/T, Oklahoma, 1965-77  
 44 Newhouse, Robert, FB, Houston, 1972-83  
 30 Newsome, Timmy, RB, Winston-Salem, 1980-88  
 67/61 Newton, Nate, OL, Florida A&M, 1986-93  
 76 Niland, John, G, Iowa, 1966-74  
 25 Nolan, Dick, S, Maryland, 1962

THE PLAYERS

- 73 Noonan, Danny, DL, Nebraska, 1987-92  
 84 Norman, Pettis, TE, J.C. Smith, 1962-70  
 25 Norton, Jerry, S, Southern Methodist, 1962  
 51 Norton, Ken, LB, UCLA, 1988-93  
 84 Novacek, Jay, TE, Wyoming, 1990-93  
 76 Nutting, Ed, T, Georgia Tech, 1963  
 61 Nye, Blaine, G, Standord, 1968-76
- 62 Oswald, Paul, G, Kansas, 1988  
 76 Otto, Bob, DL, Idaho State, 1986  
 20 Overton, Jerry, S, Utah, 1963  
 31 Owens, Billy, DB, Pittsburgh, 1988
- 26 Palmer, Paul, RB, Temple, 1989  
 21 Parks, Billy, WR, Cal. St. Long Beach, 1972  
 62 Parrish, James, T, Temple, 1993  
 56 Patera, Jack, LB, Oregon, 1960-61  
 43 Patterson, Elvis, CB, Kansas, 1993  
 88 Pearson, Drew, WR, Tulsa, 1973-83  
 26 Pearson, Preston, RB, Illinois, 1975-80  
 16 Pelluer, Steve, QB, Washington, 1984-88  
 59 Penn, Jesse, LB, Virginia Tech, 1985-87  
 22 Peoples, George, RB, Auburn, 1982  
 33 Percival, Mac, K, Texas Tech, 1967  
 43 Perkins, Don, RB, New Mexico, 1961-68  
 92 Perkins, Ray, DE, Virginia, 1987  
 39 Perryman, Robert, FB, Michigan, 1990  
 65 Petersen, Kurt, G, Missouri, 1980-85  
 58 Peterson, Calvin, LB, UCLA, 1974-75  
 81 Phillips, Kirk, WR, Tulsa, 1984  
 33 Pinder, Cyril, RB, Illinois, 1973  
 73 Ploeger, Kurt, DL, Gustavus Adolphus, 1986  
 62 Poimboeuf, Lance, K, Southwest Louisiana, 1963  
 97 Ponder, David, DT, Florida State, 1985  
 86 Porterfield, Garry, DE, Tulsa, 1965  
 81 Powe, Karl, WR, Alabama State, 1985-86  
 75 Pozderac, Phil, T, Notre Dame, 1982-87  
 89 Price, Jim, TE, Stanford, 1993  
 52 Pruitt, Mickey, LB, Colorado, 1991-92  
 75 Pugh, Jethro, DT, Elizabeth City, 1965-78  
 61 Putnam, Duane, G, Pacific, 1960
- 64 Rafferty, Tom, G/C, Penn State, 1976-89  
 80 Randall, Tom, G, Iowa State, 1978  
 88 Randle, Sonny, WR, Virginia, 1968  
 82 Reece, Beasley, CB/WR, North Texas, 1976  
 68 Reese, Guy, DT, Southern Methodist, 1962-63  
 30 Reeves, Dan, RB/QB, South Carolina, 1965-72  
 20 Renfro, Mel, DB/RB, Oregon, 1964-77  
 82 Renfro, Mike, WR, Texas Christian, 1984-87  
 19 Rentzel, Lance, WR, Oklahoma, 1967-70  
 13 Rhone, Jerry, QB, Tulsa, 1965-68  
 27 Richards, Curvin, RB, Pittsburgh, 1991-92  
 83 Richards, Golden, WR, Hawaii, 1973-78  
 70 Richards, Howard, G/T, Missouri, 1981-86  
 31 Richardson, Gloster, WR, Jackson State, 1971  
 88 Ridgway, Colin, P/K, Lamar Tech, 1965  
 42 Ridlon, Jim, S, Syracuse, 1963-64  
 12 Roach, John, QB, Southern Methodist, 1964  
 87 Roberts, Alfredo, TE, Miami, Fla., 1991-92  
 45 Robinson, Larry, RB, Tennessee, 1973  
 56 Roe, Bill, LB, Colorado, 1980  
 50 Rohrer, Jeff, LB, Yale, 1982-87  
 56 Roper, John, LB, Texas A&M, 1993  
 88 Rucker, Reggie, WR, Boston University, 1970-71  
 9 Ruzek, Roger, K, Weber State, 1987-89
- 87 Saldi, Jay, TE, South Carolina, 1976-82
- 79 Salonen, Brian, TE/LB, Montana, 1984-85  
 70 Sandeman, Bill, DT, Pacific, 1966  
 39 Sargent, Broderick, FB, Baylor, 1989  
 8 Sawyer, Buzz, P, Baylor, 1987  
 4 Saxon, Mike, P, San Diego St., 1985-92  
 78 Schaum, Greg, DE, Michigan State, 1976  
 65 Schoenke, Ray, T, Southern Methodist, 1963-64  
 66 Schultz, Chris, T, Arizona, 1983, 1985  
 47 Scott, Chuck, WR, Vanderbilt, 1987  
 68 Scott, Herb, G, Virginia Union, 1975-84  
 35 Scott, Kevin, RB, Stanford, 1989  
 52 Scott, Sean, LB, Maryland, 1988  
 22 Scott, Victor, DB, Colorado, 1984-88  
 10 Secules, Scott, QB, Virginia, 1988  
 88 Sellers, Ron, WR, Florida State, 1972  
 1 Septien, Rafael, K, Southwest Louisiana, 1978-86  
 94/53 Shannon, Randy, LB, Miami, Fla., 1989-90  
 52 Shaw, Robert, C, Tennessee, 1979-81  
 67 Shearin, Joe, C, Texas, 1987  
 87/82 Shepard, Derrick, WR, Oklahoma, 1989-91  
 86 Sherer, Dave, P, Southern Methodist, 1960  
 86 Sherrard, Mike, WR, UCLA, 1986  
 63 Shields, Joe, OL, Portland State, 1987  
 46/25 Shy, Les, RB, Cal. St. Long Beach, 1966-69  
 82 Simmons, Cleo, TE, Jackson State, 1983  
 52 Simmons, Dave, LB, Georgia Tech, 1968  
 53 Simmons, Victor, LB, Central State, Ohio, 1987  
 65 Slaton, Tony, G, Southern Cal., 1990  
 42 Smagala, Stan, DB, Notre Dame, 1990-91  
 60 Smerek, Don, DL, Nevada-Reno, 1981-87  
 59 Smith, Darrin, LB, Miami, Fla., 1993  
 75/79 Smith, Daryle, T, Tennessee, 1987-88  
 39 Smith, Donald, S, Liberty, 1991  
 22 Smith, Emmitt, RB, Florida, 1990-93  
 24 Smith, J.D., RB, No. Carolina A&T, 1965-66  
 81 Smith, Jackie, TE, Northwest Louisiana, 1978  
 64 Smith, Jim Ray, G/T, Baylor, 1963-64  
 82 Smith, Jimmy, WR, Jackson State, 1992  
 26 Smith, Kevin, CB, Texas A&M, 1992-93  
 67 Smith, Sean, DT, Grambling, 1989  
 33 Smith, Timmy, RB, Texas Tech, 1990  
 85 Smith, Tody, DL, Southern California, 1971-72  
 57 Smith, Vinson, LB, East Carolina, 1990-92  
 86 Smith, Waddell, WR, Kansas, 1984  
 18 Snyder, Loren, QB, Northern Colorado, 1987  
 54 Solomon, Jesse, LB, Florida State, 1989-90  
 46 Solomon, Roland, S, Utah, 1980  
 80 Spivey, Sebron, WR, Southern Illinois, 1987  
 55 Spradlin, Danny, LB, Tennessee, 1981-82  
 20 Springs, Ron, RB, Ohio State, 1979-84  
 65 Stalls, Dave, DE, Northern Colorado, 1977-79  
 12 Staubach, Roger, QB, Navy, 1969-79  
 81/82 Steele, Robert, WR, Northern Alabama, 1978  
 79/77 Stephens, Larry, DE, Texas, 1963-67  
 70/53 Stepnoski, Mark, G/C, Pittsburgh, 1989-93  
 28 Stewart, Curtis, RB, Auburn, 1989  
 40 Stiger, Jim, RB, Washington, 1963-65  
 56 Stincic, Tom, LB, Michigan, 1969-71  
 31 Stokes, Sim, WR, Northern Colorado, 1967  
 65 Stone, Ron, T, Boston College, 1993  
 18 Stoudt, Cliff, QB, Youngstown St., 1990-91  
 82 Stowe, Otto, WR, Iowa State, 1973  
 96 Stubbs, Daniel, DE, Miami, Fla., 1990-91  
 40 Strayhorn, Les, RB, East Carolina, 1973-74  
 87 Stynchula, Andy, DE, Penn State, 1968  
 72 Sullivan, Mike, T, Miami, Fla., 1991  
 51/57 Swan, Russ, LB, Virginia, 1987  
 19 Sweeney, Kevin, QB, Cal. St. Fresno, 1987-88

- 71/72 Talbert, Don, DE/OT, Texas, 1962, 1965, 1971  
 25 Tautalatasi, Junior, RB, Washington State, 1989  
 89 Tennell, Derek, TE, UCLA, 1992  
 27 Thomas, Bill, RB, Boston College, 1972  
 41 Thomas, Dave, CB, Tennessee, 1993  
 33 Thomas, Duane, RB, West Texas State, 1970-71  
 37 Thomas, Ike, CB, Bishop, 1971  
 67 Thompson, Broderick, G, Kansas, 1985  
 77 Thornton, Bruce, DL, Illinois, 1979-81  
 32 Thurman, Dennis, DB, Southern California, 1978-85  
 59 Timmer, Kirk, LB, Montana State, 1987  
 98 Tippins, Ken, LB, Middle Tennessee St., 1989  
 63 Titensor, Glen, G, Brigham Young, 1981-86, 1988  
 62/92 Tolbert, Tony, DL, Texas-El Paso, 1989-93  
 67 Toomay, Pat, DE, Vanderbilt, 1970-74  
 71 Townes, Willie, DE, Tulsa, 1966-68  
 87 Truax, Billy, TE, Louisiana State, 1971-73  
 50 Tubbs, Jerry, LB, Oklahoma, 1960-67  
 71 Tuinei, Mark, OT/DL, Hawaii, 1983-93  
 57 Turner, Jimmie, LB, Presbyterian, 1984
- 91 Vanderbeek, Matt, LB/DE, Michigan State, 1993  
 30 Van Raaphorst, Dick, K, Ohio State, 1964  
 76 Veingrad, Alan, OL, E. Texas St., 1991-92  
 11 Villanueva, Danny, P/K, New Mexico State, 1965-67
- 95 Walen, Mark, DT, UCLA, 1987-88  
 67 Walker, Gary, OL, Boston University, 1987  
 34 Walker, Herschel, RB, Georgia, 1966-69  
 57 Walker, Louie, LB, Colorado State, 1974  
 57 Walker, Malcolm, C, Rice, 1966-69  
 71 Wallace, Rodney, G/T, New Mexico, 1971-73  
 24 Walls, Everson, CB, Grambling, 1981-89  
 3 Walsh, Steve, QB, Miami, Fla., 1989-90  
 59 Walter, Mike, LB, Oregon, 1983  
 78 Walton, Bruce, G, UCLA, 1973-75  
 5 Warren, John, P, Tennessee, 1983-84  
 27 Washington, James, S, UCLA, 1990-93  
 46 Washington, Mark, CB, Morgan State, 1970-78
- 41 Waters, Charlie, DB, Clemson, 1970-78, 1980-81  
 94 Watts, Randy, DE, Catawba, 1987  
 33 Wayt, Russell, LB, Rice, 1965  
 42 Welch, Claxton, RB, Oregon, 1969-71  
 66 Wells, Norm, G, Northwestern, 1980  
 65 Westberry, Gary, C, Hampton, 1987  
 65/70 White, Bob, OL, Rhode Island, 1987-89  
 11 White, Danny, QB/P, Arizona State, 1976-88  
 37 White, Gerald, FB, Michigan, 1987  
 54 White, Randy, DT/LB, Maryland, 1975-88  
 42 Whittingham, A.D., RB, North Texas, 1965  
 53 Whittingham, Fred, LB, Cal. Poly SLO, 1969  
 12/10 Widdy, Ron, P, Tennessee, 1968-71  
 78 Widell, Dave, T, Boston College, 1988-89  
 65 Wilbur, John, T, Stanford, 1966-69  
 79 Williams, Erik, T, Central (OH) State, 1991-93  
 36 Williams, Joe, RB, Wyoming, 1971  
 38 Williams, John, FB, Wisconsin, 1985  
 85 Williams, Kevin, WR, Miami, Fla., 1993  
 23 Williams, Robert, CB, Baylor, 1987-93  
 86 Williams, Tyrone, WR, Western Ontario, 1993  
 1 Willis, Ken, K, Kentucky, 1990-91  
 98 Willis, Mitch, DT, Southern Methodist, 1990  
 81/45 Wilson, Steve, WR/CB, Howard, 1979-81  
 84 Wisener, Gary, WR, Baylor, 1960  
 28 Woodson, Darren, S, Arizona State, 1992-93  
 45 Woolsey, Rolly, DB, Boise State, 1975  
 81 Wright Alexander, WR, Auburn, 1990-92  
 15 Wright, Brad, QB, New Mexico, 1982  
 41 Wright, Charles, DB, Tulsa, 1988  
 85/70 Wright, Rayfield, TE/T, Fort Valley State, 1967-79  
 73 Wright, Steve, T, Northern Iowa, 1981-82
- 78 Youmans, Maury, DE, Syracuse, 1964-65  
 30 Young, Charles, RB, No. Carolina State, 1974-76
- 6 Zendejas, Luis, K, Arizona State, 1987-89  
 62 Zentic, Mike, C, Oklahoma State, 1987  
 76 Zimmerman, Jeff, G, Florida, 1987-90

## COWBOYS ALL-TIME HONOR ROLL

### PRO BOWL

- 1960 (1) - Jim Doran, WR (1)  
 1961 (2) - Dick Bielski, TE (1)  
           # Don Perkins, RB (1)  
 1962 (5) - Don Bishop, CB (1)  
           Eddie LeBaron, QB (1)  
           Bob Lilly, DE (1)  
           Don Perkins, RB (2)  
           Jerry Tubbs, LB (1)  
 1963 (3) - Sam Baker, P (1)  
           Lee Folkins, TE (1)  
           Don Perkins, RB (3)  
 1964 (2) - Bob Lilly, DT (2)  
           # Mel Renfro, S (1)  
 1965 (6) - George Andrie, DE (1)  
           Cornell Green, CB (1)  
           # Bob Hayes, WR (1)  
           Chuck Howley, LB (1)  
           Bob Lilly, DT (3)  
           Mel Renfro, S (2)  
 1966 (9) - George Andrie, DE (2)  
           Cornell Green, CB (2)  
           Bob Hayes, WR (2)  
           Chuck Howley, LB (2)  
           Bob Lilly, DT (4)  
           Dave Manders, C (1)  
           Don Meredith, QB (1)

### Pro Bowl (cont.)

- 1966 (cont.) Don Perkins, RB (4)  
               Mel Renfro, S (3)  
 1967 (10) - George Andrie, DE (3)  
               Cornell Green, CB (3)  
               Bob Hayes, WR (3)  
               Chuck Howley, LB (3)  
               Lee Roy Jordan, LB (1)  
               Bob Lilly, DT (5)  
               Don Meredith, QB (2)  
               Ralph Neely, T (1)  
               Don Perkins, RB (5)  
               Mel Renfro, S (4)  
 1968 (8) - George Andrie, DE (4)  
               Chuck Howley, LB (4)  
               Lee Roy Jordan, LB (2)  
               Bob Lilly, DT (6)  
               Don Meredith, QB (3)  
               John Niland, G (1)  
               Don Perkins, RB (6)  
               Mel Renfro, CB (5)  
 1969 (8) - a George Andrie, DE (5)  
               \*# Calvin Hill, RB (1)  
               Chuck Howley, LB (5)  
               Lee Roy Jordan, LB (3)  
               Bob Lilly, DT (7)  
               Ralph Neely, T (2)

THE PLAYERS

*Cowboys All-Time Honors (Cont.)*

*Pro Bowl (cont.)*

- 1969 (cont.) John Niland, G (2)  
Mel Renfro, CB (6)
- 1970 (3) - Bob Lilly, DT (8)  
John Niland, G (3)
- 1971 (8) - **b** Mel Renfro, CB (7)  
Cornell Green, S (4)  
Chuck Howley, LB (6)  
Bob Lilly, DT (9)  
John Niland, G (4)  
Mel Renfro, S (8)  
Roger Staubach, QB (1)  
Ron Widby, P (1)  
Rayfield Wright, T (1)  
Walt Garrison, RB (1)  
Cornell Green, S (5)  
Calvin Hill, RB (2)
- \* Bob Lilly, DT (10)  
John Niland, G (5)  
\* Mel Renfro, CB (9)  
Rayfield Wright, T (2)
- 1972 (7) - \* Calvin Hill, RB (3)  
\* Lee Roy Jordan, LB (4)  
\* Bob Lilly, DT (11)  
John Niland, G (6)  
Mel Renfro, CB (10)  
Rayfield Wright, T (3)
- 1973 (6) - \* Calvin Hill, RB (4)  
\* Bob Lilly, DT (11)  
John Niland, G (6)  
Mel Renfro, CB (10)  
Rayfield Wright, T (3)
- 1974 (6) - Cliff Harris, S (1)  
Calvin Hill, RB (4)  
Lee Roy Jordan, LB (5)  
Blaine Nye, G (1)  
Drew Pearson, WR (1)  
Rayfield Wright, T (4)
- 1975 (3) - Cliff Harris, S (2)  
\* Roger Staubach, QB (2)  
Rayfield Wright, T (5)
- 1976 (8) - Billy Joe DuPree, TE (1)  
Cliff Harris, S (3)  
Harvey Martin, DE (1)  
Blaine Nye, G (2)  
Drew Pearson, WR (2)  
Roger Staubach, QB (3)  
Charlie Waters, S (1)  
Rayfield Wright, T (6)
- 1977 (8) - Billy Joe DuPree, TE (2)  
Cliff Harris, S (4)  
Efren Herrera, K (1)  
Harvey Martin, DE (2)  
Drew Pearson, WR (3)  
\* Roger Staubach, QB (4)  
Charlie Waters, S (2)  
Randy White, DT (1)
- 1978 (9) - Tony Dorsett, RB (1)  
Billy Joe DuPree, TE (3)  
Cliff Harris, S (5)  
Thomas Henderson, LB (1)  
Tony Hill, WR (1)
- \* Harvey Martin, DE (3)  
Roger Staubach, QB (5)  
Charlie Waters, S (3)  
Randy White, DT (2)
- 1979 (8) - Bob Bruenig, LB (1)  
Pat Donovan, T (1)  
Cliff Harris, S (6)  
Tony Hill, WR (2)  
Harvey Martin, DE (4)

*Pro Bowl (cont.)*

- 1979 (cont.) Herb Scott, G (1)  
Roger Staubach, QB (6)  
Randy White, DT (3)  
Bob Bruenig, LB (2)  
Pat Donovan, T (2)  
Herb Scott, G (2)  
Randy White, DT (4)
- 1980 (4) - Pat Donovan, T (3)  
Tony Dorsett, RB (2)  
Ed Jones, DE (1)  
Herb Scott, G (3)  
Rafael Septien, K (1)  
# Everson Walls, CB (1)  
Randy White, DT (5)
- 1981 (7) - Bob Bruenig, LB (3)  
Pat Donovan, T (4)  
Tony Dorsett, RB (3)  
Ed Jones, DE (2)  
Herb Scott, G (3)  
Rafael Septien, K (1)  
# Everson Walls, CB (1)  
Randy White, DT (5)
- 1982 (7) - Bob Bruenig, LB (3)  
Pat Donovan, T (4)  
Tony Dorsett, RB (3)  
Ed Jones, DE (2)  
Everson Walls, CB (2)  
Danny White, QB (1)  
Randy White, DT (6)
- 1983 (5) - Doug Cosbie, TE (1)  
Tony Dorsett, RB (4)  
Ed Jones, DE (3)  
Everson Walls, CB (3)  
Randy White, DT (7)
- 1984 (3) - Bill Bates, ST (1)  
Doug Cosbie, TE (2)  
Randy White, DT (8)
- 1985 (4) - Doug Cosbie, TE (3)  
Tony Hill, WR (3)  
Everson Walls, CB (4)  
Randy White, DT (9)
- 1987 (1) - Herschel Walker, RB (1)
- 1988 (1) - Herschel Walker, RB (2)
- 1990 (1) - # Emmitt Smith, RB (1)
- 1991 (4) - Troy Aikman, QB (1)  
@ Michael Irvin, WR (1)  
Jay Novacek, TE (1)  
Emmitt Smith, RB (2)
- 1992 (6) - Troy Aikman, QB (2)  
Michael Irvin, WR (2)  
Nate Newton, G (1)  
Jay Novacek, TE (2)  
Emmitt Smith, RB (3)  
Mark Stepnoski, C (1)
- 1993 (11) - %\* Troy Aikman, QB (3)  
\* Thomas Everett, S (1)  
Michael Irvin, WR (3)  
Daryl Johnston, FB (1)  
Russell Maryland, DT (1)  
Nate Newton, G (2)  
Ken Norton, LB (1)  
Jay Novacek, TE (3)  
\* Emmitt Smith, RB (4)  
\* Mark Stepnoski, C (2)  
Erik Williams, T (1)

\* selected but did not play

**BOLD** starter

# rookie

@ named most valuable player

a named outstanding lineman

b named outstanding back

% top vote getter

THE PLAYERS

*Cowboys All-Time Honors (Cont.)*

**ALL PRO**

- 1962 (2) - Don Perkins, RB (1, AP, NEA)  
Jerry Tubbs, LB (1, TSN)
- 1963 (1) - Chuck Howley, LB (1, TSN)
- 1964 (3) - Frank Clarke, TE (1, AP)  
Bob Lilly, DT (1, AP, UPI, NEA)  
Jim Ridlon, DB (1, TSN)
- 1965 (3) - # Bob Hayes, WR (1, TSN)  
Bob Lilly, DT  
(2, AP, UPI, NEA, TSN)  
Mel Renfro, S (1, NEA, TSN)
- 1966 (7) - Cornell Green, CB (1, AP, NEA, TSN)  
Bob Hayes, WR (2, AP, UPI, NEA, TSN)  
Chuck Howley, LB (2, AP, UPI, NEA)  
Lee Roy Jordan, LB (1, TSN)  
Bob Lilly, DT (3, AP, UPI, NEA, TSN)  
Ralph Neely, T (1, TSN)  
Dan Reeves, RB (1, TSN)
- 1967 (7) - George Andrie, DE (1, TSN)  
Cornell Green, CB  
(2, AP, UPI, NEA, TSN)  
Bob Hayes, WR (3, TSN)  
Chuck Howley, LB (3, AP, TSN)  
Bob Lilly, DT (4, AP, UPI, NEA, TSN)  
Ralph Neely, T (2, AP, UPI, TSN)  
Mel Renfro, S (2, TSN)
- 1968 (5) - Cornell Green, CB (3, NEA)  
Bob Hayes, WR (4, AP)  
Chuck Howley, LB (4, AP, NEA)  
Bob Lilly, DT (5, AP, UPI, NEA)  
Ralph Neely, T (3, AP, UPI, NEA)
- 1969 (7) - Cornell Green, CB (4, UPI)  
# Calvin Hill, RB (1, AP, UPI)  
Chuck Howley, LB (5, AP, UPI, NEA)  
Bob Lilly, DT (6, AP, NEA)  
Ralph Neely, T (4, AP, UPI, NEA)  
John Niland, G (1, AP)  
Mel Renfro, S (3, NEA)
- 1970 (1) - Chuck Howley, LB (6, AP, PFWA)
- 1971 (4) - Bob Lilly, DT (7, AP, PFWA, NEA)  
John Niland, G (2, AP, PFWA)  
Mel Renfro, S (4, NEA)  
Rayfield Wright, T (1, AP, PFWA)
- 1972 (3) - John Niland, G (3, AP)  
Blaine Nye, CB (1, NEA)  
Rayfield Wright, T  
(2, AP, UPI, PFWA, NEA)
- 1973 (4) - Calvin Hill, RB (2, PFWA)  
Lee Roy Jordan, LB (2, NEA, PFWA)  
Mel Renfro, CB (5, NEA, PFWA)  
Rayfield Wright, T (3, AP, PFWA)
- 1974 (1) - Drew Pearson, WR (1, AP, PFWA)
- 1975 (2) - Cliff Harris, S (1, NEA)  
Rayfield Wright, T (4, NEA)
- 1976 (2) - Cliff Harris, S (3, AP, PFWA, NEA)  
Drew Pearson, WR (2, AP, PFWA)
- 1977 (5) - Cliff Harris, S (3, AP, PFWA, NEA)  
Efren Herrera, K (1, AP, PFWA, NEA)  
Harvey Martin, DE (1, AP, PFWA, NEA)  
Drew Pearson, WR (3, AP, PFWA, NEA)  
Charlie Waters, S (1, PFWA)
- 1978 (3) - Cliff Harris, S (4, AP, PFWA)  
Charlie Waters, S (2, PFWA, NEA)  
Randy White, DT (1, AP, PFWA, NEA)
- 1979 (1) - Randy White, DT (2, AP, PFWA, NEA)

*All-Pro (cont.)*

- 1980 (2) - Herb Scott, G (1, AP, NEA)  
Randy White, DT (3, PFWA, NEA)
- 1981 (5) - Tony Dorsett, RB (1, AP, PFWA, NEA)  
Ed Jones, DE (1, NEA)  
Herb Scott, G (2, AP)  
Rafael Septien, K (1, AP, PFWA)  
Randy White, DT (4, AP, PFWA, NEA)
- 1982 (3) - Ed Jones, DE (2, AP)  
Everson Walls, CB (1, PFWA)  
Randy White, DT (5, AP, PFWA, NEA)
- 1983 (2) - Everson Walls, CB (2, AP)  
Randy White, DT (6, AP, PFWA)
- 1984 (2) - Michael Downs, S (PFWA)  
Randy White, DT (7, AP, PFWA, NEA)
- 1985 (2) - Everson Walls, CB (3, PFWA)  
Randy White, DT (8, AP, NEA)
- 1989 (1) - Eugene Lockhart, LB (1, TSN)
- 1991 (2) - Michael Irvin, WR  
(1, AP, PFWA, NEA, TSN)  
Jay Novacek, TE (1, CPFN)
- 1992 (4) - Kelvin Martin, PR (1, PFW, PFWA)  
Jay Novacek, TE  
(2, AP, PFW, PFWA, CPFN)  
Emmitt Smith, RB (1, AP, PFW, PFWA,  
NEA, TSN, CPFN, FD)  
Mark Stepnoski, C (1, NEA)
- 1993 (3) - Troy Aikman, QB (1, TSN)  
Emmitt Smith, RB  
(2, AP, PFWA, PFW, TSN, CPFN, FD)  
Erik Williams, T  
(1, AP, PFWA, PFW, TSN, CPFN, FD)
- ALL-NFC**
- 1970 (3) - Chuck Howley, LB (AP, UPI)  
John Niland, G (UPI)  
Mel Renfro, CB (AP)
- 1972 (3) - Bob Lilly, DT (AP, UPI)  
John Niland, G (AP, UPI)  
Rayfield Wright, T (AP, UPI)
- 1973 (5) - Calvin Hill, RB (AP, UPI)  
Lee Roy Jordan, LB (AP, UPI)  
John Niland, G (AP, UPI)  
Mel Renfro, CB (AP, UPI)  
Rayfield Wright, T (AP, UPI)  
Cliff Harris, S (AP, UPI)
- 1974 (3) - Drew Pearson, WR (AP, UPI)  
Rayfield Wright, T (AP, UPI)
- 1976 (5) - Billy Joe DuPree, TE (AP, UPI)  
Cliff Harris, S (AP, UPI)  
Blaine Nye, G (AP)  
Drew Pearson, WR (AP, UPI)  
Roger Staubach, QB (AP)
- 1977 (5) - Cliff Harris, S (UPI)  
Efren Herrera, K (UPI)  
Harvey Martin, DE (UPI)  
Drew Pearson, WR (UPI)  
Roger Staubach, QB (UPI)
- 1978 (6) - Tony Dorsett, RB (UPI)  
Billy Joe DuPree, TE (UPI)  
Cliff Harris, S (UPI)  
Herb Scott, G (UPI)  
Charlie Waters, S (UPI)  
Randy White, DT (UPI)
- 1979 (6) - Bob Breunig, LB (PFW)

# rookie



**THE PLAYERS**

**Cowboys All-Time Honors (Cont.)**

**All-NFC (cont.)**

- 1979 (cont.)** Pat Donovan, T (UPI, PFW, TSN)  
Cliff Harris, S (TSN)  
Herb Scott, G (UPI, TSN)  
Roger Staubach, QB (UPI, PFW, TSN)  
Randy White, DT (UPI, PFW)
- 1980 (4)** - Bob Breunig, LB (UPI)  
Pat Donovan, T (UPI)  
Herb Scott, G (UPI)  
Randy White, DT (UPI, PFW, TSN)
- 1981 (5)** - Tony Dorsett, RB (UPI)  
Herb Scott, G (UPI)  
Ed Jones, DE (UPI)  
Rafael Septien, K (UPI)  
Randy White, DT (UPI)
- 1982 (5)** - Bob Breunig, LB (UPI)  
Pat Donovan, T (UPI)  
Tony Dorsett, RB (UPI)  
Everson Walls, CB (UPI)  
Randy White, DT (UPI)
- 1983 (4)** - Bob Breunig, LB (UPI)  
Ed Jones, DE (UPI, PFW)  
Everson Walls, CB (PFW)  
Randy White, DT (UPI, PFW)
- 1984 (4)** - Randy Bates, S (PFW)  
Michael Downs, S (UPI)  
Everson Walls, CB (UPI)  
Randy White, DT (UPI, FN)
- 1985 (5)** - Doug Cosbie, TE (UPI)  
Michael Downs, S (UPI)  
Tony Hill, WR (FN)  
Everson Walls, CB (UPI, FN)  
Randy White, DT (UPI, FN)
- 1986 (1)** - Randy White, DT (FN)
- 1987 (1)** - Herschel Walker, RB (PFW)
- 1988 (1)** - Herschel Walker, RB (UPI)
- 1991 (3)** - Michael Irvin, WR (UPI)  
Jay Novacek, TE (UPI)  
Emmitt Smith, RB (UPI)
- 1992 (4)** - Nate Newton, G (UPI, FN)  
Jay Novacek, TE (UPI, FN)  
Emmitt Smith, RB (UPI, FN)  
Mark Stepnoski, C (UPI, FN)
- 1993 (5)** - Troy Aikman, QB (FN)  
Ken Norton, LB (FN)  
Emmitt Smith, RB (UPI, FN)  
Mark Stepnoski, C (UPI, FN)  
Erik Williams, T (UPI, FN)

**ALL-ROOKIE**

- 1974** - Efen Herrera, K (PFWA)  
Ed Jones, DE (PFWA)
- 1975** - Burton Lawless, G (PFWA)  
Randy White, LB (PFWA)
- 1977** - Tony Dorsett, (PFWA)
- 1979** - Aaron Mitchell, CB (UPI)
- 1981** - Everson Walls, (PFWA, UPI)
- 1983** - Bill Bates, S (PFWA, UPI, PFW)
- 1984** - Eugene Lockhart, LB  
(PFWA, UPI, PFW, FD)
- 1987** - Roger Ruzek, K (UPI, PFW)
- 1988** - Michael Irvin, WR (FD)
- 1989** - Troy Aikman, QB  
(PFWA, UPI, PFW, CPFN)

**All-Rookie (cont.)**

- 1989 (cont.)** James Dixon, KR (UPI, PFW)
- 1990** - Jimmie Jones, DT (PFWA, UPI, PFW)  
Emmitt Smith, RB  
(PFWA, UPI, FN, PFW, FD, CPFN)
- 1991** - Larry Brown, CB (PFWA, PFW, FD, FN)  
Darrick Brownlow, LB (PFWA)  
Russell Maryland, DT  
(PFWA, CPFN, PFW)
- 1992** - Robert Jones, LB  
(PFWA, PFW, CPFN, FN)  
Darren Woodson, ST (PFW, PFWA)
- 1993** - Darrin Smith, LB  
(PFWA, CPFN, PFW, FN, FD)  
Kevin Williams, WR (FN)

**NFL COACH OF THE YEAR**

- 1966** - Tom Landry (AP)  
**1990** - Jimmy Johnson (AP)  
**1991** - Jimmy Johnson (FD)

**NFC COACH OF THE YEAR**

- 1966** - Tom Landry (UPI)  
**1975** - Tom Landry (UPI)  
**1978** - Tom Landry (FN)  
**1990** - Jimmy Johnson (UPI, CPFN)

**NFL PLAYER OF THE YEAR**

- 1993** - Emmitt Smith (AP, PFWA, TSN, PFW, FD)

**BERT BELL AWARD**

presented by Maxwell Club to NFL player of the year)

- 1966** - Don Meredith, QB  
**1971** - Roger Staubach, QB  
**1993** - Emmitt Smith, RB

**NFC PLAYER OF THE YEAR**

- 1971** - Roger Staubach  
**1981** - Tony Dorsett (UPI)  
**1993** - Emmitt Smith (FN)

**NFL OFFENSIVE PLAYER OF THE YEAR**

- 1993** - Emmitt Smith (UPI, PFW, CPFN)

**NFL DEFENSIVE PLAYER OF THE YEAR**

- 1977** - Harvey Martin (UPI, PFW)

**NFL DEFENSIVE BACK OF THE YEAR**

- 1982** - Everson Walls (NFL Alumni)

**NFL DEFENSIVE LINEMAN OF THE YEAR**

- 1982** - Randy White (NFL Alumni)

**NFL QUARTERBACK OF THE YEAR**

- 1993** - Troy Aikman (NFL Alumni)

**NFL RUNNING BACK OF THE YEAR**

- 1993** - Emmitt Smith (NFL Alumni)

**NFL WIDE RECEIVER OF THE YEAR**

- 1991** - Michael Irvin (NFL Alumni)

**NFL TIGHT END OF THE YEAR**

- 1993** - Jay Novacek (NFL Alumni)

**NFL SPECIAL TEAMS PLAYER OF THE YEAR**

- 1983** - # Bill Bates (NFL Alumni)  
**1984** - Bill Bates (NFL Alumni)

**NFC SPECIAL TEAMS PLAYER OF THE YEAR**

- 1984** - Bill Bates (USA Today, NFLPA)

# rookie

**THE PLAYERS**

*Cowboys All-Time Honors (Cont.)*

**GOLDEN TOE TROPHY (PFW)**

- (top placekicker)  
1981 - Rafael Septien

**NFL ROOKIE OF THE YEAR**

- 1977 - Tony Dorsett (NEA, PFWA, TSN)

**NFC ROOKIE OF THE YEAR**

- 1977 - Tony Dorsett (UPI, TSN)  
1992 - Robert Jones, (UPI)

**NFL OFFENSIVE ROOKIE OF THE YEAR**

- 1969 - Calvin Hill, RB (AP)  
1970 - Duane Thomas, RB (FN, PFG)  
1977 - Tony Dorsett, RB (AP, PFW, FD)  
1990 - Emmitt Smith, RB (AP, PFW, FN)

**NFL MAN OF THE YEAR**

- 1981 - Tom Landry (FN)

**NFL PLAYER OF THE WEEK**

- 1993 - Michael Irvin, vs. S.F., 10/17 (PFWA)  
Emmitt Smith, @ Phil., 10/31 (PFWA)  
Emmitt Smith, @ Gia., 1/2/94 (PFWA)

**NFC DEFENSIVE PLAYER OF THE WEEK**

- 1984 - Randy White, vs. G.B., 9/23  
Randy White, @ Phil., 12/2  
1985 - Jim Jeffcoat, @ Wash., 11/10  
Jim Jeffcoat, vs. Gia., 12/15  
1986 - Ed Jones, @ S.D., 11/16  
1987 - Bill Bates, @ Gia., 9/20  
Ed Jones, vs. Gia., 11/2  
1988 - Ed Jones, vs. Atl., 9/25  
1990 - Issiac Holt @ T.B., 10/7  
James Washington, vs. Pho., 12/16  
1993 - Kevin Smith, @ Jets, 12/18

**NFC OFFENSIVE PLAYER OF THE WEEK**

- 1985 - Tony Dorsett, vs. Pit., 10/13  
Danny White, vs. StL., 11/28  
1987 - Kelvin Edwards, vs. Phil., 10/11  
Herschel Walker, vs. StL., 12/27  
1988 - # Michael Irvin, @ Wash., 12/11  
Emmitt Smith, @ Pho., 9/22  
Troy Aikman, vs. Gia., 9/29  
Michael Irvin, vs. Atl., 12/22  
1992 - Emmitt Smith, vs. Wash., 9/7  
Michael Irvin, vs. Pho., 9/20  
Emmitt Smith, @ Raid., 10/25  
Erik Williams, vs. Phil., 11/1  
Emmitt Smith, vs. Chi., 12/27  
Troy Aikman, vs. Phil., 1/10/93  
Troy Aikman, @ S.F., 1/17/93  
1993 - Troy Aikman, vs. G.B., 10/3  
Michael Irvin, vs. S.F., 10/17  
Emmitt Smith, @ Phil., 10/31  
Emmitt Smith, @ Gia., 1/2/94

**NFC SPECIAL TEAMS PLAYER OF THE WEEK**

- 1993 - # Kevin Williams, vs. Gia., 11/7  
Eddie Murray, @ Minn., 12/12

**NFC OFFENSIVE PLAYER OF THE MONTH**

- 1991 - Emmitt Smith, December  
1992 - Emmitt Smith, November

**NFC Offensive Player of the Month (Cont.)**

- 1992 (cont.) - Emmitt Smith, December  
1993 - Troy Aikman, October  
Emmitt Smith, December

**SUPER BOWL MOST VALUABLE PLAYER**

- SB V - Chuck Howley  
SB VI - Roger Staubach  
SB XII - Harvey Martin  
Randy White  
SB XXVII - Troy Aikman  
SB XXVIII - Emmitt Smith

**ED BLOCK COURAGE AWARD**

(nominee from each NFL team for courage in battling injuries)

- 1984 - James Jones, RB  
1985 - Howard Richards, OL  
1986 - Tony Dorsett, RB  
1987 - Brian Baldinger, OL  
1988 - Randy White, DT  
1989 - Ed Jones, DE  
1990 - Kelvin Martin, WR  
1991 - Ken Norton, LB  
1992 - Daryl Johnston, FB  
1993 - Bill Bates, S

**BOB LILLY AWARD**

(voted by Cowboys' fans for sportsmanship, dedication, leadership and achievement)

- 1985 - Randy White, DT  
1986 - Randy White, DT  
1987 - Danny White, QB  
1988 - Ed Jones, DE  
1989 - Ed Jones, DE  
1990 - Bill Bates, S  
1991 - Bill Bates, S  
1992 - Troy Aikman, QB  
1993 - Bill Bates, S

**DASA PRO ATHLETE OF THE YEAR**

- 1991 - Michael Irvin, WR  
Emmitt Smith, RB  
1993 - Troy Aikman, QB  
Emmitt Smith, RB

**DASA BIG "D" AWARD**

- 1990 - Jimmy Johnson  
1991 - Jerry Jones  
1992 - Emmitt Smith

**DASA FIELD SCOVELL AWARD**

- 1970 - Dallas Cowboys  
1971 - Bob Lilly  
1975 - Roger Staubach  
1977 - Tom Landry  
1980 - Randy White  
1981 - Tony Dorsett  
1992 - Dallas Cowboys

**DASA LEGENDS AWARD**

- 1993 - Tom Landry

**NFL MAN OF THE YEAR**

(Dallas nominees, Club winner underlined, when selected)

- 1970 - Bob Lilly, John Niland, Pettis Norman  
1971 - John Niland, Jethro Pugh, Roger Staubach  
1972 - John Niland, Jethro Pugh, Roger Staubach

## THE PLAYERS

### Cowboys All-Time Honors (Cont.)

#### NFL Man of the Year (cont.)

1973 - Calvin Hill, John Niland, Roger Staubach  
 1975 - John Fitzgerald, Bill Gregory, Roger Staubach  
 1976 - Ralph Neely, Roger Staubach, Mark Washington  
 1980 - Bill Joe DuPree, D.D. Lewis, Drew Pearson  
 1981 - Bill Joe DuPree, D.D. Lewis, Robert Newhouse  
 1982 - Bob Breunig, Tony Dorsett, Bill Joe DuPree  
 1983 - Bob Breunig, Butch Johnson, Danny White  
 1984 - Bob Breunig, Doug Cosbie, Howard Richards  
 1985 - Bill Bates

#### NFL Man of the Year (cont.)

1986 - Jim Jeffcoat  
 1987 - Jim Jeffcoat  
 1988 - Herschel Walker  
 1989 - Everson Walls  
 1990 - Jim Jeffcoat  
 1991 - Troy Aikman  
 1992 - Troy Aikman, Jim Jeffcoat, James Washington  
 1993 - Troy Aikman, Russell Maryland, James Washington

# rookie

AP - Associated Press; CPFN - College & Pro Football Newsweekly; DASA - Dallas All Sports Association; FD - Football Digest; FN - Football News; NEA - Newspaper Enterprise Association; PFG - Pro Football Guide; PFW - Pro Football Weekly; PFWA - Pro Football Writers of America; TSN - The Sporting News; UPI - United Press International

## COWBOYS ALL-TIME COLLEGE ROSTER

Abilene Christian 1; Air Force 1; Alabama 4; Alabama A&M 1; Alabama State 1; Albany State 1; Alcorn State 1; Amherst 1; Appalachian State 1; Arizona 6; Arizona State 6; Arkansas 2; Arkansas Tech 1; Auburn 7; Austin College 1; Austin Peay 1; Baylor 12; Bethune-Cookman 1; Bishop 1; Boise State 1; Boston College 6; Boston University 2; Brigham Young 1; Cal Poly SLO 2; Cal. St. Long Beach 4; Cal. St. Fresno 1; Cal. State Sacramento 1; Cal. State San Jose 2; Calif.-Riverside 1; California 2; Carson-Newman 2; Catawba 1; CCLA 1; Central Arkansas 1; Central Florida 1; Central Michigan 1; Central Oklahoma 1; Central State, Ohio 2; Clemson 6; Colorado 5; Colorado State 1; Dayton 1; Duke 2; East Carolina 5; East Texas State 2; Eastern Illinois 1; Elizabeth City 1; Emporia, KS State 1; Florida 8; Florida A&M 5; Florida State 7; Fort Valley State 1;

Georgia 1; Georgia Tech 6; Grambling 2; Gustavus Adolphus 1; Hampton 1; Hawaii 5; Heidelberg 1; Henderson J.C. 1; Holy Cross 1; Houston 7; Howard 1; Humboldt State 2; Idaho State 1; Illinois 4; Indiana 3; Iowa 4; Iowa State 3; J.C. Smith 1; Jackson State 4; Jacksonville State 1; James Madison 1; Kansas 7; Kansas State 2; Kentucky 5; Kentucky State 1; Kutztown State 1; Lamar Tech 1; Langston 1; Liberty 2; Livingston State 1; Louisiana State 2; Marquette 2; Maryland 6; Massachusetts 1; Miami, Fla. 13; Michigan 7; Michigan State 10; Middle Tennessee State 1; Minnesota 1; Mississippi 4; Mississippi State 3; Mississippi Valley 1; Missouri 3; Montana 1; Montana State 2; Morgan State 2; Navy 1; Nebraska 5; Nevada-Las Vegas 2; Nevada-Reno, 2; New Hampshire 1; New Mexico 4; New Mexico State 2; North Carolina 1; North Carolina A&T 2; North Carolina State 3; North Texas 2;

Northern Alabama 1; Northern Colorado 3; Northern Iowa 1; Northwest Louisiana 1; Northwestern 4; Notre Dame 4; Ohio State 4; Oklahoma 10; Oklahoma State 2; Oregon 7; Oregon State 2; Ouachita 1; Pacific 5; Pacific Lutheran 1; Pacific, Ore. 1; Penn State 2; Pennsylvania 1; Pittsburgh 7; Portland State 1; Prairie View 1; Presbyterian 1; Princeton 1; Purdue 1; Redlands 1; Rhode Island 1; Rice 8; Rutgers 2; Salem 1; San Diego State 2; Santa Clara 2; Savannah State 1; Seattle 1; South Carolina 2; South Carolina State 2; Southern 3; Southern California 10; Southern Illinois 2; Southern Methodist 12;

Southern Mississippi 3; Southwest Louisiana 2; Stanford 9; Stephen F. Austin 1; Syracuse 4; Taylor 1; Temple 3; Tennessee 14; Tennessee-Chattanooga 2; Tennessee State 3; Texas 6; Texas A&M 8; Texas Christian 6; Texas Tech 3; Texas Wesleyan 1; Texas-El Paso 1; Trinity, Tex 1; Tulane 1; Tulsa 9; UCLA 12; Utah 6; Utah State 3; Vanderbilt 3; Vienna, Austria 1; Villanova 1; Virginia 5; Virginia Tech 1; Virginia Union 1; Wake Forest 3; Washington 10; Washington State 1; Weber State 2; West Texas State 1; West Virginia 2; Western Illinois 1; Western Ontario 1; Winston-Salem 1; Wisconsin 2; Wyoming 4; Yale 2; Youngstown State 1.

### TOP SCHOOLS

Tennessee 14; Miami, Fla. 13; Baylor 12; Southern Methodist 12; UCLA 12; Michigan State 10; Oklahoma 10; Southern California 10; Washington 10; Stanford 9; Tulsa 9.

## Cowboys All-Time Draft

## 1960

## EXPANSION DRAFT

## FROM BALTIMORE

## L.G. DUPRE

RB, Baylor, 5-11, 191

## RAY KROUSE

DE, Maryland, 6-3, 275

## DAVE SHERER

WR/P, Southern Methodist, 6-3, 210

## FROM CHICAGO

## DON HEALY

DT, Maryland, 6-3, 250

## JACK JOHNSON

RB, Miami, Fla., 6-3, 198

## PETE JOHNSON

RB, V.M.I., 6-2, 200

## FROM CLEVELAND

## LEROY BOLDEN

RB, Michigan State, 5-8, 175

## FRANK CLARKE

WR/TE, Colorado, 6-0, 210

## ED MODZELEWSKI

RB, Maryland, 6-1, 222

## FROM DETROIT

## CHARLES ANE

C, Southern California, 6-2, 260

## GENE CRONIN

LB, Pacific, 6-2, 230

## JIM DORAN

WR, Iowa State, 6-2, 200

## FROM GREEN BAY

## NATE BORDEN

DE, Indiana, 6-1, 240

## BILL BUTLER

S, Tenn. Chattanooga, 5-10, 180

## DON MCILHENNY

RB, Southern Methodist, 6-1, 195

## FROM L.A. RAMS

## TOM FRANCKHAUSER

CB, Purdue, 6-0, 192

## BOB FRY

T, Kentucky, 6-4, 238

## BOB GRIFFIN

C, Arkansas, 6-3, 245

## DUANE PUTNAM

G, Pacific, 6-0, 231

## FROM N.Y. GIANTS

## AL BARRY

G, Southern California, 6-2, 230

## MELWOOD "BUZ" GUY

G, Duke, 6-3, 248

## DON HEINRICH

QB, Washington, 6-0, 180

## FROM PHILADELPHIA

## DICK BIELSKI

TE, Maryland, 6-1, 218

## GERRY DELUCCA

T, Middle Tennessee St., 6-2, 248

## BILL STRIEGEL

LB, Pacific, 6-2, 230

## FROM PITTSBURGH

## RAY FISHER

T/DT, Eastern Illinois, 6-3, 230

## BOBBY LUNA

RB, Alabama, 6-1, 190

## RAY MATHEWS

WR, Clemson, 6-0, 195

## FROM ST. LOUIS

## BOB CROSS

T, Kilgore J.C., 6-4, 250

## ED HUSMANN

DT, Nebraska, 6-0, 230

## JACK PATERA

LB, Oregon, 6-1, 225

## FROM SAN FRANCISCO

## FRED DUGAN

WR, Dayton, 6-3, 195

## JOHN GONZAGA

DE, no college, 6-3, 250

## JERRY TUBBS

LB, Oklahoma, 6-2, 220

## FROM WASHINGTON

## TOM BRAATZ

LB, Marquette, 6-2, 211

## JOE NICELY

C, West Virginia, 6-1, 235

## DOYLE NIX

RB, Southern Methodist, 6-1, 188

## 1961

## (Drafted 2nd)

## 1. (A) NO CHOICE

Choice traded along with sixth choice to Washington for EDDIE LeBARON.

## 1. (B) BOB LILLY

DT, TCU, 6-5, 242 - Choice from Cleveland for first round pick in 1962.

## 2. E. J. HOLUB

LB, Texas Tech, 6-4, 218 (went to AFL).

## 3. STEW BARBER

G, Penn State, 6-3, 230 (went to AFL).

## 4. SONNY DAVIS

WR, Baylor, 6-2, 210.

## 5. NO CHOICE

Choice traded to San Francisco for GENE BABB.

## 6. NO CHOICE

Choice traded, along with first choice, to Washington for LeBARON.

## 7. ART GILMORE

HB, Oregon State, 6-0, 200.

## 8. DON TALBERT\*

T, Texas, 6-5, 220.

## 9. GLYNN GREGORY

HB, SMU, 6-2, 195.

## 10. NO CHOICE

Choice traded to Green Bay for FRED CONE.

## 11. NORRIS STEVENSON

HB, Missouri, 6-1, 205.

## 12. LOWNDES SHINGLER

QB, Clemson, 6-1, 205.

## 13. DON GOODMAN

HB, Florida, 6-0, 200.

## 14. BILL SHAW

G, Georgia Tech, 6-3, 222 (went to AFL).

## 15. JULIUS VARNADO

T, San Francisco State, 6-4, 220, (went to AFL).

## 16. JERRY STEFFEN

HB, Colorado, 6-0, 190.

## 17. EVERETT CLOUD

HB, Maryland, 6-0, 190.

## 18. RANDY WILLIAMS

HB, Indiana, 6-3, 208.

## 19. LYNN HOYEM\*

C, Long Beach State, 6-4, 225.

## 20. JERRY MORGAN

QB, Iowa State, 6-3, 195.

## 1962

## (Drafted 4th)

## 1. NO CHOICE

Choice traded to Cleveland for first round pick in 1961 when Cowboys picked BOB LILLY.

## 2. SONNY GIBBS\*

QB, TCU, 6-7, 225.

## 3. (A) NO CHOICE

Choice to Chicago for DON MEREDITH.

## 3. (B) BOBBY PLUMMER

G, TCU, 6-2, 235 - Choice from Cleveland for DUANE PUTNAM.

## 4. NO CHOICE

Choice to San Francisco for BILL HERCHMAN.

## 5. NO CHOICE

Choice to Los Angeles for JIMMY HARRIS.

## 6. (A) DONNIE DAVIS

TE, Southern University, 6-2, 235.

## 6. (B) GEORGE ANDRIE

DE, Marquette, 6-7, 247 - Choice and ALLEN GREEN from New York for FRED DUGAN.

## 7. NO CHOICE

Choice to Los Angeles for JOHN HOUSER.

## 8. KEN TUREAUD

RB, Michigan, 6-1, 198.

## 9. NO CHOICE

Choice to Baltimore for DON PERKINS.

## 10. JOHN M. LONGMEYER

G, Southern Illinois, 6-3, 230.

## 11. LARRY HUDAS

WR, Michigan St., 6-4, 208.

## 12. NO CHOICE

Choice to Green Bay for STEVE MEILINGER.

**THE PLAYERS**

- 13. **ROBERT MOSES**  
TE, Texas, 6-3, 211.
- 14. **HAROLD HAYS\***  
G, Southern Mississippi, 6-3, 218.
- 15. **GUY REESE**  
T, SMU, 6-5, 238.
- 16. **ROBERT JOHNSTON**  
T, Rice, 6-4, 215.
- 17. **RAY JACOBS**  
DT, Howard Payne, 6-3, 265  
(went to AFL).
- 18. **DAVE CLOUTIER\***  
RB, Maine, 6-0, 195 (went to AFL).
- 19. **PAUL HOLMES**  
T, Georgia, 6-5, 220.
- 20. **AMOS BULLOCKS**  
RB, Southern Illinois, 6-1, 197.

**1963**

(Drafted 6th)

- 1. **LEE ROY JORDAN**  
LB, Alabama, 6-2, 210.
- 2. **NO CHOICE**  
Choice traded, along with ninth choice, to Chicago for CHUCK HOWLEY.
- 3. **JIM PRICE**  
LB, Auburn, 6-3, 225.
- 4. **WHALEY HALL\***  
G, Mississippi, 6-3, 230.
- 5. **NO CHOICE**  
Choice traded to New York for DICK NOLAN.
- 6. **NO CHOICE**  
Choice traded to Green Bay for JOHN SUTRO.
- 7. **MARV CLOTHIER**  
G, Kansas, 6-4, 220.
- 8. **NO CHOICE**  
Choice traded to Green Bay for LEE FOLKINS.
- 9. **NO CHOICE**  
Choice traded to Chicago.
- 10. **ROD SCHEYER**  
T, Washington, 6-2, 220.
- 11. **RAY SCHOENKE**  
C, Southern Methodist, 6-3, 225.
- 12. **BILL PERKINS**  
FB, Iowa, 6-2, 218.
- 13. **PAUL WICKER\***  
T, Fresno State, 6-5, 248.
- 14. **LOU CIOCI**  
LB, Boston College, 6-2, 225.
- 15. **JERRY OVERTON**  
WR, Utah, 6-2, 192.
- 16. **DENNIS GOLDEN**  
T, Holy Cross, 6-4, 235.
- 17. **ERNEST PARKS\***  
G, McClurry, 6-4, 230 (went to AFL).
- 18. **BILL FRANK**  
T, Colorado, 6-4, 250.
- 19. **JIM STIGER**  
RB, Washington, 5-11, 195.

- 20. **TOMMY LUCAS**  
TE, Texas, 6-3, 218.

**1964**

(Drafted 4th)

- 1. **SCOTT APPLETON**  
DT, Texas, 6-3, 240.
- 2. **MEL RENFRO**  
DB, Oregon, 6-0, 195
- 3. **NO CHOICE**  
Choice traded to L.A. Rams for BOB LONG and JOHN MEYERS.
- 4. **PERRY LEE DUNN**  
DB, Mississippi, 6-2, 205.
- 5. **NO CHOICE**  
Choice traded to Green Bay for GARY BARNES.
- 6. **(A) BILLY LOTHTRIDGE**  
K-QB, Georgia Tech, 6-1, 188.
- 6. **(B) JIM CURRY**  
WR, Cincinnati, 6-4, 215 -  
Choice from Cleveland for ANDY CVERCKO.
- 6. **(C) JIMMY EVANS**  
WR, Texas Western, 6-1, 194 -  
Choice from Green Bay for JERRY NORTON.
- 7. **BOB HAYES\***  
WR, Florida A&M, 5-11, 189.
- 8. **AL GEVERINK**  
RB, UCLA, 6-2, 190.
- 9. **JAKE UPP**  
G, Washington, 6-3, 215.
- 10. **ROGER STAUBACH\***  
QB, Navy, 6-2, 190.
- 11. **BOBBY CRENSHAW**  
G, Baylor, 6-3, 230 (went to AFL).
- 12. **JOHNNY NORMAN**  
WR, Northwestern Louisiana, 6-1, 185.
- 13. **JERRY RHOME\***  
QB, Tulsa, 6-0, 185.
- 14. **JIM WORDEN**  
LB, Wittenberg, 6-1, 230.
- 15. **BILL VAN BURKLEO**  
WR, Tulsa, 5-11, 185.
- 16. **PAUL CERCEL**  
C, Pittsburgh, 6-2, 222.
- 17. **HARRY ABELL\***  
LB, Missouri, 6-3, 212 (went to AFL).
- 18. **NO SELECTION**  
Player chosen not eligible.
- 19. **H.D. MURPHY**  
DB, Oregon, 6-0, 190.
- 20. **JOHN HUGHES**  
LB, Southern Methodist, 6-2, 220.

**1965**

(Drafted 6th)

- 1. **CRAIG MORTON**  
QB, California, 6-4, 215.
- 2. **MALCOLM WALKER**  
LB, Rice, 6-4, 245

- 3. **NO CHOICE**  
Choice traded to Green Bay (who traded it to New York) for JOHN ROACH.
- 4. **(A) JIM SIDLE**  
FB, Auburn, 6-2, 215.
- 4. **(B) BOB SVIHUS**  
T, USC, 6-4, 240 (went to AFL).  
Choice from Detroit for SONNY GIBBS.
- 5. **ROGER PETTEE**  
LB, Florida, 6-4, 230.
- 6. **SONNY UTZ**  
RB, VPI, 5-11, 215.
- 7. **BRIG OWENS**  
DB, Cincinnati, 5-11, 183.
- 8. **RUSSELL WAYT**  
LB, Rice, 6-4, 235.
- 9. **JIM ZANIOS**  
FB, Texas Tech, 6-0, 215.
- 10. **GAYLON MCCOLLOUGH**  
C, Alabama, 6-3, 215.
- 11. **JETHRO PUGH**  
DT, Elizabeth City State, 6-6, 255.
- 12. **ERNIE KELLERMAN**  
QB, Miami, OH, 6-0, 175.
- 13. **JACK SCHRAUB**  
TE, California, 6-6, 210.
- 14. **GARRY PORTERFIELD**  
DE, Tulsa, 6-3, 235.
- 15. **GENE FOSTER**  
RB, Arizona State, 6-0, 195  
(went to AFL).
- 16. **DOUG McDOUGAL**  
E, Oregon State, 6-4, 228.
- 17. **MITCH JOHNSON**  
T, UCLA, 6-4, 245.
- 18. **MARTIN AMSLER**  
DT, Evansville, 6-5, 250.
- 19. **MERV RETTENMUND**  
HB, Ball State, 5-10, 195.
- 20. **RON BARLOW\***  
T, Kansas State, 6-2, 230.

**1966**

(Drafted 5th)

- 1. **JOHN NILAND**  
G, Iowa, 6-3, 245.
- 2. **WILLIE TOWNES\***  
DE, Tulsa, 6-5, 265.
- 3. **NO CHOICE**  
Choice to San Francisco for LEON DONOHUE.
- 4. **NO CHOICE**  
Choice to Baltimore for RALPH NEELY.
- 5. **(A) NO CHOICE**  
Choice to San Francisco for J.D. SMITH.
- 5. **(B) WALT GARRISON**  
RB, Oklahoma State, 6-0, 209  
Choice from Baltimore through Detroit for AMOS MARSH.

BOLD Indicates Made Active Roster      \*Drafted As Future

6. **BOB DUNLEVY**  
WR, West Virginia, 6-4, 195.
7. **ART ROBINSON**  
TE, Florida A&M, 6-0, 208.
8. **DON KUNIT**  
RB, Penn State, 6-2, 200.
9. **DARRELL ELAM**  
FL, West Virginia Tech, 6-2, 189.
10. **MASON MITCHELL**  
RB, Washington, 6-1, 170.
11. **AUSTIN DENNEY\***  
TE, Tennessee, 6-2, 225.
12. **(A) LES SHY**  
RB, Long Beach State, 6-1, 200. - Choice from Pittsburgh for LEE FOLKINS.
12. **(B) CRAIG BAYNHAM\***  
RB, Georgia Tech, 6-1, 200.
13. **RONNIE LAMB**  
RB, South Carolina, 6-2, 216.
14. **LEWIS TURNER**  
RB, Norfolk State, 6-2, 183.
15. **MARK GARTUNG\***  
DT, Oregon State, 6-4, 255.
16. **TOM PIGGEE**  
RB, San Francisco State, 5-11, 200.
17. **GEORGE ALLEN**  
T, West Texas State, 6-7, 245 (went to AFL).
18. **STEVE ORR**  
DT, Washington, 6-4, 230.
19. **BRYON JOHNSON**  
T, Central Washington State, 6-5, 255.
20. **LOU HUDSON**  
FL, Minnesota, 6-5, 220.

**1967**

(Drafted 23rd)

1. **NO CHOICE**  
Choice given along with second and two fifths, to Houston for RALPH NEELY.
2. **NO CHOICE**  
NEELY trade.
3. **PHIL CLARK**  
DB, Northwestern, 6-2, 207.
4. **CURTIS MARKER**  
G, Northern Michigan, 6-2, 253.
5. **(A) NO CHOICE**  
Choice and JIM STEFFEN from Washington for BRIG OWENS, MITCH JOHNSON & JAKE KUPP. NEELY trade.
5. **(B) NO CHOICE**  
Choice from Cleveland for JOE BOB ISBELL. NEELY trade.
5. **(C) NO CHOICE**  
Choice to Green Bay for HENRY GREMMINGER.
6. **SIMS STOKES**  
DB, Northern Arizona, 6-1, 198.

7. **RAYFIELD WRIGHT**  
DE, Ft. Valley State, 6-7, 235.
8. **STEVE LAUB**  
QB, Illinois Wesleyan, 6-1, 190.
9. **BYRON MORGAN**  
DB, Findlay (Ohio), 6-3, 212.
10. **EUGENE BOWEN**  
RB, Tennessee A&I, 5-8, 210.
11. **PAT RILEY**  
WR, Kentucky, 6-2, 205.
12. **HAROLD DETERS**  
K, North Carolina State, 6-0, 200.
13. **AL KERKIAN**  
DE, Akron, 6-6, 235.
14. **TOM BOYD**  
G, Tarleton State, 6-3, 250.
15. **LEAVIE DAVIS**  
DB, Edward Waters College, FL, 6-4, 210.
16. **PAUL BROTHERS**  
HB, Oregon State, 6-1, 195.
17. **GEORGE ADAMS**  
LB, Morehead State, KY, 6-2, 218.

**1968**

(Drafted Alternately  
20th, 19th, 21st)

1. **DENNIS HOMAN**  
FL, Alabama, 6-1, 181.
2. **DAVID McDANIELS**  
WR, Mississippi Valley, 6-4, 200.
3. **(A) NO CHOICE**  
Choice to Minnesota for LANCE RENTZEL.
3. **(B) ED HARMON**  
LB, Louisville, 6-4, 246 - Choice from Chicago for AUSTIN DENNEY and MAC PERCIVAL.
4. **(A) NO CHOICE**  
Choice to New Orleans for LARRY STEPHENS.
4. **(B) JOHN DOUGLAS**  
LB, Missouri, 6-2, 215 - Choice from New York for JIM COLVIN.
5. **BLAINE NYE**  
G, Stanford, 6-4, 255.
6. **D.D. LEWIS**  
LB, Mississippi State, 6-1, 210.
7. **BOB TAUCHER**  
T, Nebraska, 6-4, 251.
8. **FRANK BROWN**  
DE, Albany State, GA, 6-3, 249.
9. **KEN KMIEC**  
DB, Illinois, 6-2, 187.
10. **BEN OLISON**  
FL, Kansas, 6-1, 170.
11. **RON SHOTTS**  
RB, Oklahoma, 6-0, 206.
12. **WILSON WHITTY**  
LB, Boston University, 6-3, 224.

13. **CARTER LORD**  
TE, Harvard, 6-2, 214.
14. **RON WILLIAMS**  
DB, West Virginia, 6-2, 190.
15. **TOMMY LUNCEFORD**  
P, Auburn, 6-2, 202.
16. **LARRY COLE**  
DE, Hawaii, 6-5, 250.
17. **GEORGE NORDGREN**  
RB, Houston, 6-0, 200.

**1969**

(Drafted Alternately  
24th, 23rd, 22nd)

1. **CALVIN HILL**  
RB, Yale, 6-3, 230.
2. **RICHMOND FLOWERS**  
WR, Tennessee, 6-0, 183.
3. **(A) TOM STINCIC**  
LB, Michigan, 6-2, 226.
3. **(B) HALVOR HAGEN**  
DE, Weber State, 6-5, 250 - Choice from San Francisco for HAROLD HAYES.
4. **NO CHOICE**  
Choice to New Orleans for - DAVE SIMMONS.
5. **(A) NO CHOICE**  
Choice to Baltimore for ANDY STYNCHULA.
5. **(B) CHUCK KYLE**  
LB, Purdue, 6-1, 220 - Choice from Los Angeles for COY BACON.
6. **RICH SHAW**  
FL, Arizona St., 6-4, 205.
7. **LARRY BALES**  
WR, Emory & Henry, 5-11, 185.
8. **ELMER BENHARDT**  
LB, Missouri, 6-2, 200.
9. **CLAXTON WELCH**  
RB, Oregon, 5-11, 200.
10. **STUART GOTTLIEB**  
G, Weber State, 6-5, 250.
11. **CLARENCE WILLIAMS**  
DT, Prairie View A&M, 6-5, 250.
12. **BOB BELDEN**  
QB, Notre Dame, 6-2, 210.
13. **RENE MATISON**  
WR, New Mexico, 6-0, 185.
14. **GERALD LUTRI**  
T, Northern Michigan, 6-4, 256.
15. **BILL JUSTUS**  
DB, Tennessee, 6-1, 180.
16. **FLOYD KERR**  
DB, Colorado State, 6-3, 195.
17. **BILL BAILEY**  
DT, Lewis & Clark, 6-4, 260.

**1970**

(Drafted 23rd)

1. **DUANE THOMAS**  
RB, West Texas, 6-1, 220.

2. **(A) BOB ASHER**  
T, Vanderbilt, 6-5, 250 - Choice from Chicago for CRAIG BAYNHAM and PHIL CLARK.
2. **(B) MARGENE ADKINS**  
WR, Herderson J.C., 5-10, 183.
3. **(A) CHARLIE WATERS**  
CB, Clemson, 6-1, 193 - Choice from Houston through Cleveland for JERRY RHOME.
3. **(B) STEVE KINER**  
LB, Tennessee, 6-1, 220 - Choice from Cleveland for JERRY RHOME.
3. **(C) DENTON FOX**  
S, Texas Tech, 6-2, 205.
4. **JOHN FITZGERALD**  
T, Boston College, 6-4, 265.
5. **NO CHOICE**  
Choice to St. Louis for BOBBY JOE CONRAD.
6. **PAT TOOMAY**  
DE, Vanderbilt, 6-5, 230.
7. **DON ABBEY**  
LB, Penn State, 6-2, 252.
8. **JERRY DOSSEY**  
G, Arkansas, 6-4, 244.
9. **ZENON ANDRUSYSHYN**  
K, UCLA, 6-2, 212.
10. **PETE ATHAS**  
S, Dade J.C., 6-0, 186.
11. **IVAN SOUTHERLAND**  
DT, Clemson, 6-4, 246.
12. **JOE WILLIAMS**  
RB, Wyoming, 6-1, 193.
13. **MARK WASHINGTON**  
CB, Morgan State, 5-11, 183.
14. **JULIAN MARTIN**  
WR, North Carolina Central, 6-3, 190.
15. **KEN DeLONG**  
TE, Tennessee, 6-2, 223.
16. **SEABERN HILL**  
CB, Arizona St., 6-2, 195.
17. **GLENN PATTERSON**  
C, Nebraska, 6-3, 220.

**1971**

(Drafted 25th)

1. **TODY SMITH**  
DE, Southern California, 6-5, 250.
2. **ISAAC THOMAS**  
CB, Bishop, 6-2, 190.
3. **(A) SAM SCARBER**  
RB, New Mexico, 6-2, 235 - Choice from St. Louis for JOHN WILBUR.
3. **(B) BILL GREGORY**  
DE, Wisconsin, 6-5, 240.
4. **(A) JOE CARTER**  
TE, Grambling, 6-3, 219 - Choice from New Orleans for WILLIE TOWNES.

4. **(B) BUDDY MITCHELL**  
T, Mississippi, 6-5, 232.
5. **RON KADZIEL**  
LB, Stanford, 6-3, 215.
6. **STEVE MAIER**  
WR, Northern Arizona, 6-3, 192.
7. **BILL GRIFFIN**  
T-G, Catawba, 6-5, 250.
8. **RON JESSIE**  
WR, Kansas, 6-0, 183.
9. **HONOR JACKSON**  
WR, Pacific, 6-2, 190.
10. **RODNEY WALLACE**  
DT, New Mexico, 6-5, 260.
11. **ERNEST BONWELL**  
LB, Lane College, 6-4, 225.
12. **STEVE GOEPEL**  
QB, Colgate, 6-2, 200.
13. **JAMES FORD**  
RB, Texas Southern, 6-0, 200.
14. **TYRONE COUEY**  
DB, Utah State, 6-2, 194.
15. **BOB YOUNG**  
TE, Delaware, 6-5, 250.
16. **JOHN BRENNAN**  
T, Boston College, 6-3, 260.
17. **JOHN BOMER**  
C, Memphis State, 6-3, 230.

**1972**

(Drafted 26th)

1. **BILL THOMAS**  
RB, Boston College, 6-2, 225.
2. **(A) ROBERT NEWHOUSE**  
RB, Houston, 5-10, 202 - Choice from New England for HALVOR HAGEN and HONOR JACKSON.
2. **(B) JOHN BABINECZ**  
LB, Villanova, 6-1, 222 - Choice from New Orleans for MARGENE ADKINS.
2. **(C) CHARLES McKEE**  
WR, Arizona, 6-2, 199.
3. **(A) MIKE KELLER**  
LB, Michigan, 6-4, 221 - Choice from New England for HALVOR HAGEN and HONOR JACKSON.
3. **(B) MARV BATEMAN**  
P-K, Utah, 6-4, 213.
4. **(A) TIM KEARNEY**  
LB, Northern Michigan, 6-2, 225 - Choice from New Orleans for JOE WILLIAMS.
4. **(B) ROBERT WEST**  
WR, San Diego St., 6-4, 218 - Choice from New England for STEVE KINER.
4. **(C) CHARLES ZAPIEC**  
LB, Penn State, 6-2, 222 - Choice from Detroit for RON JESSIE.
4. **(D) NO CHOICE**  
Choice to New Orleans for DON TALBERT.

5. **NO CHOICE**  
Choice to San Diego for TONY LISICO.
6. **CHARLES BOLDEN**  
DB, Iowa, 6-3, 195.
7. **NO CHOICE**  
Choice to Chicago for LEE ROY CAFFEY.
8. **RALPH COLEMAN**  
LB, North Carolina A&T, 6-4, 216.
9. **ROY BELL**  
RB, Oklahoma, 5-10, 208.
10. **RICHARD AMMAN**  
DE, Florida State, 6-5, 234.
11. **LONNIE LEONARD**  
T-G, North Carolina A&T, 6-4, 244.
12. **JIMMY HARRIS**  
WR, Ohio State, 5-10, 180.
13. **JEAN FUGETT**  
TE, Amherst, 6-3, 219.
14. **ALAN THOMPSON**  
RB, Wisconsin, 6-0, 225.
15. **CARLOS ALVAREZ**  
WR, Florida, 5-10, 198.
16. **GORDON LONGMIRE**  
QB, Utah, 6-1, 205.
17. **ALFONSO CAIN**  
DT, Bethune-Cookman, 6-3, 271.

**1973**

(Drafted Alternately 20th, 22nd, and 21st)

1. **BILLY JOE DuPREE**  
TE, Michigan State, 6-4, 225.
2. **(A) GOLDEN RICHARDS**  
WR, Hawaii, 6-0, 172 - Choice from Green Bay for RON WIDBY and IKE THOMAS.
2. **(B) NO CHOICE**  
Choice to Chicago as compensation for signing JACK CONCANNON.
3. **(A) HARVEY MARTIN**  
DT, East Texas State, 6-5, 262 - Choice from Houston through New Orleans for TOM STINCIC.
3. **(B) NO CHOICE**  
Choice to New England for RON SELLERS.
4. **DRANE SCRIVENER**  
DB, Tulsa, 6-0, 176.
5. **BRUCE WALTON**  
T, UCLA, 6-6, 251.
6. **BOB LEYEN**  
G, Yale, 6-4, 256.
7. **RODRIGO BARNES**  
LB, Rice, 6-1, 215.
8. **DAN WERNER**  
QB, Michigan State, 6-4, 195.
9. **MIKE WHITE**  
CB, Minnesota, 6-0, 196.

**BOLD** Indicates Made Active Roster

- 10. CARL JOHNSON  
LB, Tennessee, 6-1, 225.
- 11. GERALD CASWELL  
G, Colorado State, 6-4, 250.
- 12. **JIM ARNESON**  
G, Arizona, 6-3, 236.
- 13. JOHN SMITH  
WR, UCLA, 6-1, 187.
- 14. BOB THORNTON  
G-C, North Carolina, 6-3, 234.
- 15. WALT BAISY  
LB, Grambling, 6-2, 222.
- 16. JOHN CONLEY  
TE, Hawaii, 6-2, 228.
- 17. **LES STRAYHORN**  
RB, East Carolina, 5-10, 205.

**1974**

(Drafted Alternately  
22nd, 21st, 20th and 23rd)

- 1. **(A) ED JONES**  
DE, Tennessee State, 6-8, 260  
Choice from Houston for  
TODY SMITH and BILLY PARKS.
- 1. **(B) CHARLES YOUNG**  
RB, North Carolina State, 6-1, 215.
- 2. NO CHOICE  
Choice and RON SELLERS to  
Miami for OTTO STOWE.
- 3. **(A) DANNY WHITE**  
QB, Arizona State, 6-2, 180 -  
Choice from Houston for TODY  
SMITH and BILLY PARKS.
- 3. **(B) CALVIN PETERSON**  
LB, UCLA, 6-3, 218.
- 4. **(A) KEN HUTCHERSON**  
LB, Livingston State, 6-1, 214 -  
Choice from Oakland for  
GLOSTER RICHARDSON.
- 4. **(B) ANDY ANDRADE**  
RB-DB, Northern Michigan, 5-11,  
193.
- 5. JOHN KELSEY  
T, Missouri, 6-6, 226.
- 6. JIM BRIGHT  
DB, UCLA, 6-1, 210.
- 7. RAYMOND NESTER  
LB, Michigan State, 6-2, 224.
- 8. MIKE HOLT  
DB, Michigan State, 5-11, 176.
- 9. BILL DULIN  
T, Johnson C. Smith, 6-6, 244.
- 10. **DENNIS MORGAN**  
DB, Western Illinois, 5-11, 203.
- 11. HARVEY MCGEE  
WR, Southern Mississippi, 6-2,  
209.
- 12. KEITH BOBO  
QB, Southern Methodist, 6-3, 196.
- 13. FRED LIMA  
K, Colorado, 5-9, 202.
- 14. DOUG RICHARDS  
DB, Brigham Young, 6-4, 185.

- 15. BRUCE CRAFT  
DT, Geneva, Pa., 6-4, 232.
- 16. **GENE KILLIAN**  
T, Tennessee, 6-4, 225.
- 17. LAWRIE SKOLROOD  
T, North Dakota, 6-5, 230.

**1975**

(Drafted 18th)

- 1. **(A) RANDY WHITE**  
DE, Maryland, 6-4, 250 - Choice  
from N.Y. Giants for CRAIG  
MORTON.
- 1. **(B) THOMAS HENDERSON**  
LB, Langston, 6-2, 214.
- 2. **BURTON LAWLLESS**  
G, Florida, 6-4, 253.
- 3. **BOB BREUNIG**  
LB, Arizona State, 6-2, 236.
- 4. **(A) PAT DONOVAN**  
DE, Stanford, 6-5, 240 - Choice  
from Houston for MIKE  
MONTGOMERY.
- 4. **(B) RANDY HUGHES**  
DB, Oklahoma, 6-4, 209.
- 5. **(A) KYLE DAVIS**  
C, Oklahoma, 6-3, 240 - Choice  
from Green Bay for JACK  
CONCANNON.
- 5. **(B) NO CHOICE**  
Choice to Cincinnati for CLINT  
LONGLEY.
- 6. **ROLLY WOOLSEY**  
DB, Boise State, 6-1, 175.
- 7. **MICHAEL HEGMAN**  
LB, Tennessee State, 6-4, 220.
- 8. **MITCH HOOPES**  
P, Arizona, 6-0, 210.
- 9. ED JONES  
DB, Rutgers, 6-0, 193.
- 10. DENNIS BOOKER  
RB, Millersville State, 6-1, 235.
- 11. GREG KRPALEK  
C, Oregon State, 6-5, 242.
- 12. **CHUCK BLAND**  
DB, Cincinnati, 5-11, 188.
- 13. **HERB SCOTT**  
G, Virginia Union, 6-2, 248.
- 14. **SCOTT LAIDLAW**  
RB, Stanford, 6-0, 206.
- 15. **WILLIE HAMILTON**  
RB, Arizona, 5-11, 182.
- 16. PETE CLARK  
TE, Colorado State, 6-4, 234.
- 17. **JIM TESTERMAN**  
TE, Dayton, 6-5, 225.

**1976**

(Drafted 27th)

- 1. **AARON KYLE**  
DB, Wyoming, 5-11, 183.

- 2. **(A) JIM JENSEN**  
RB, Iowa, 6-4, 226 - Choice  
from N.Y. Giants for CRAIG  
MORTON.
- 2. **(B) JIM EIDSON**  
G, Mississippi St., 6-4, 253.
- 3. **(A) DUKE FERGERSON**  
WR, San Diego St., 6-1, 186 -  
Choice from San Francisco for  
BOB HAYES.
- 3. **(B) JOHN SMITH**  
RB, Boise State, 6-0, 191 -  
Choice from Denver for OTTO  
STOWE.
- 3. **(C) BUTCH JOHNSON**  
WR, UC-Riverside, 6-1, 175.
- 4. **TOM RAFFERTY**  
G, Penn State, 6-3, 248.
- 5. **WALLY PESUIT**  
T, Kentucky, 6-4, 260.
- 6. GREG MCGUIRE  
T, Indiana, 6-3, 265.
- 7. **(A) GREG SCHAUM**  
DT, Michigan State, 6-4, 246 -  
Choice from San Diego for KEN  
HUTCHERSON.
- 7. **(B) DAVID WILLIAMS**  
RB, Colorado, 6-2, 210.
- 8. HENRY LAWS  
DB, South Carolina, 5-10, 171.
- 9. **BEASLEY REECE**  
DB, North Texas, 6-1, 193.
- 10. **LEROY COOK**  
DE, Alabama, 6-4, 212.
- 11. CORNELIUS GREEN  
QB, Ohio, 5-11, 170.
- 12. CHARLES McSHANE  
LB, Cal Lutheran, 6-2, 211.
- 13. MARK DRISCOLL  
QB, Colorado St., 6-1, 184.
- 14. LARRY MUSHINSKIE  
TE, Nebraska, 6-3, 217.
- 15. DALE CURRY  
LB, UCLA, 6-2, 222.
- 16. RICH COSTANZO  
T, Nebraska, 6-4, 260.
- 17. STAN WOODFILL  
K, Oregon, 6-0, 190.

**1977**

(Drafted Alternately  
24th, 25th, 26th)

- 1. **TONY DORSETT**  
RB, Pittsburgh, 5-11, 192 -  
Choice from Seattle for Cow-  
boys' first-round choice and  
three second-round choices.
- 2. **GLENN CARANO**  
QB, Nevada-Las Vegas, 6-3,  
195 - Choice from Seattle for  
DUKE FERGERSON.
- 3. **(A) TONY HILL**  
WR, Stanford, 6-2, 196 -  
Choice from Philadelphia for  
JOHN NILAND.

**BOLD** Indicates Made Active Roster



3. (B) **VAL BELCHER**  
G, Houston, 6-3, 250.
4. **GUY BROWN**  
LB, Houston, 6-4, 215.
5. **ANDY FREDERICK**  
OL, New Mexico, 6-6, 241.
6. **JIM COOPER**  
T, Temple, 6-5, 252.
7. **DAVID STALLS**  
DT, Northern Colorado, 6-4, 236.
8. (A) **AL CLEVELAND**  
DL, Pacific, 6-4, 246 - Choice from San Diego for MITCH HOOPES.
8. (B) **FRED WILLIAMS**  
RB, Arizona State, 5-10, 189.
9. **MARK CANTRELL**  
C, North Carolina, 6-3, 252.
10. **STEVE DeBERG**  
QB, San Jose State, 6-2, 205.
11. **DON WARDLOW**  
TE, Washington, 6-6, 230.
12. **GREG PETERS**  
OL, California, 6-5, 257.

## 1978

## (Drafted 28th)

1. **LARRY BETHEA**  
DL, Michigan State, 6-5, 258.
2. **TODD CHRISTENSEN**  
RB-TE, Brigham Young, 6-3, 224.
3. **DAVID HUDGENS**  
OL, Oklahoma, 6-5, 245.
4. **ALOIS BLACKWELL**  
RB, Houston, 5-11, 194.
5. **RICH ROSEN**  
G, Syracuse, 6-3, 242.
6. **HAROLD RANDOLPH**  
LB, East Carolina, 6-1, 191.
7. **TOM RANDALL**  
DT, Iowa State, 6-5, 248.
8. **HOMER BUTLER**  
WR, UCLA, 6-1, 184.
9. **RUSS WILLIAMS**  
DB, Tennessee, 6-1, 197.
10. **BARRY TOMASETTI**  
OL, Iowa, 6-3, 249.
11. **DENNIS THURMAN**  
S, Southern Cal, 5-11, 172.
12. **LEE WASHBURN**  
OL, Montana State, 6-6, 253.

## 1979

## (Drafted 27th)

1. **ROBERT SHAW**  
C, Tennessee, 6-4, 252.
2. **AARON MITCHELL**  
CB, Nevada-Las Vegas, 6-1, 196.

3. **DOUG COSBIE**  
TE, Santa Clara, 6-6, 230 - Swapped choices with Seattle in BILL GREGORY trade.
4. **RALPH DeLOACH**  
DE, California, 6-5, 254.
5. (A) **BOB HUKILL**  
OL, North Carolina, 6-5, 250 - Choice from Chicago for GOLDEN RICHARDS.
5. (B) **CURTIS ANDERSON**  
DE, Central State, OH, 6-6, 240 - Choice from Seattle for EFREN HERRERA.
5. (C) **RON SPRINGS**  
RB, Ohio State, 6-0, 197.
6. (A) **TIM LAVENDER**  
CB, Southern Cal, 6-3, 187 - Choice from Seattle for BILL GREGORY.
6. (B) **MIKE SALZANO**  
OL, North Carolina, 6-3, 242 - Choice from Denver for JIM JENSEN.
6. (C) **CHRIS De FRANCE**  
WR, Arizona State, 6-1, 205.
7. **GREG FITZPATRICK**  
LB, Youngstown, 6-2, 227.
8. **BRUCE THORNTON**  
DT, Illinois, 6-5, 266.
9. **GARRY COBB**  
LB, Southern Cal., 6-2, 209.
10. **MIKE CALHOUN**  
DT, Notre Dame, 6-4, 228.
11. **NO CHOICE**  
Choice to Detroit for SKIP BUTLER.
12. **QUENTIN LOWRY**  
LB, Youngstown, 6-2, 225.

## 1980

## (Drafted Alternately 23rd, 24th, 25th)

1. **NO CHOICE**  
Choice given along with second-round choice to Baltimore for JOHN DUTTON.
2. **NO CHOICE**  
Choice given along with first-round choice to Baltimore for JOHN DUTTON.
3. (A) **BILL ROE**  
LB, Colorado, 6-3, 220 - Choice from Chicago for GOLDEN RICHARDS.
3. (B) **JAMES JONES**  
RB, Mississippi State, 5-10, 200.
4. **KURT PETERSEN**  
DL, Missouri, 6-5, 255.
5. **GARY HOGEBOOM**  
QB, Central Michigan, 6-4, 195.
6. **TIMMY NEWSOME**  
RB, Winston-Salem State, 6-1, 228.

7. **LESTER BROWN**  
RB, Clemson, 5-11, 176.
8. **LARRY SAVAGE**  
LB, Michigan State, 6-3, 225.
9. **JACKIE FLOWERS**  
WR, Florida State, 6-0, 194.
10. **MATTHEW TEAGUE**  
DE, Prairie View A&M, 6-4, 238.
11. **GARY PADJEN**  
LB, Arizona State, 6-1, 238.
12. **NORM WELLS**  
DT, Northwestern, 6-5, 249.

## 1981

## (Drafted Alternately 25th and 26th)

1. **HOWARD RICHARDS**  
T, Missouri, 6-5, 255.
2. **DOUG DONLEY**  
WR, Ohio State, 6-0, 180.
3. **GLEN TITENSOR**  
DL, Brigham Young, 6-4, 250.
4. (A) **SCOTT PELLUER**  
LB, Washington State, 6-1, 213 - Choice from San Francisco for THOMAS HENDERSON.
4. (B) **DERRIE NELSON**  
LB, Nebraska, 6-2, 217.
5. **DANNY SPRADLIN**  
LB, Tennessee, 6-1, 229.
6. **VINCE SKILLINGS**  
DB, Ohio State, 5-11, 176.
7. (A) **RON FELLOWS**  
DB, Missouri, 5-11, 165 - Choice from Tampa Bay for DAVE STALLS.
7. (B) **KEN MILLER**  
DB, East Michigan, 5-11, 180.
8. **PAUL PIUROWSKI**  
LB, Florida State, 6-2, 219.
9. **MIKE WILSON**  
WR, Washington State, 6-3, 202.
10. **PAT GRAHAM**  
DT, California, 6-3, 257.
11. **TIM MORRISON**  
G, Georgia, 6-3, 258.
12. **NATE LUNDY**  
WR, Indiana, 6-0, 169.

## 1982

## (Drafted 26th)

1. **ROD HILL**  
CB, Kentucky State, 6-0, 185.
2. **JEFF ROHRER**  
LB, Yale, 6-3, 224.
3. **JIM ELIOPULOS**  
LB, Wyoming, 6-3, 229.
4. (A) **BRIAN CARPENTER**  
CB, Michigan, 5-10, 166 - Choice from Tampa Bay for DAVE STALLS.
4. (B) **MONTY HUNTER**  
S, Salem College, 6-0, 201.

BOLD Indicates Made Active Roster

5. **PHIL POZDERAC**  
T, Notre Dame, 6-9, 260.
6. **(A) KEN HAMMOND**  
G, Vanderbilt, 6-4, 270 - Choice from Cleveland for BRUCE HUTHER.
6. **(B) CHARLES DAUM**  
DL, Cal Poly-SLO, 6-6, 241.
7. **BILL PURIFOY**  
DL, Tulsa, 6-7, 249.
8. **(A) GEORGE PEOPLES**  
RB, Auburn, 6-0, 211 - Choice from Denver through Buffalo for WADE MANNING.
8. **(B) DWIGHT SULLIVAN**  
RB, North Carolina State, 6-0, 205.
9. **JOE GARY**  
DL, UCLA, 6-5, 273.
10. **TODD ECKERSON**  
T, North Carolina State, 6-4, 263.
11. **(A) GEORGE THOMPSON**  
WR, Albany State, GA, 6-3, 209 - Choice from Tampa Bay for AARON MITCHELL.
11. **(B) MICHAEL WHITING**  
RB, Florida State, 6-1, 210.
12. **RICH BURTNES**  
G, Montana, 6-4, 257.

**1983**

(Drafted Alternately  
23rd, 24th, 21st and 22nd)

1. **JIM JEFFCOAT**  
DE, Arizona State, 6-5, 260.
2. **MIKE WALTER**  
LB, Oregon, 6-3, 230.
3. **BRYAN CALDWELL**  
DE, Arizona State, 6-4, 248.
4. **CHRIS FAULKNER**  
TE, Florida, 6-4, 257.
5. **CHUCK McSWAIN**  
RB, Clemson, 6-0, 190.
6. **REGGIE COLLIER**  
QB, Southern Mississippi, 6-3, 207.
7. **CHRIS SCHULTZ**  
T, Arizona, 6-8, 259.
8. **LAWRENCE RICKS**  
RB, Michigan, 5-9, 194.
9. **AL GROSS**  
S, Arizona, 6-3, 186.
10. **ERIC MORAN**  
T, Washington, 6-5, 282.
11. **DAN TAYLOR**  
T, Idaho State, 6-3, 258.
12. **LORENZO BOUIER**  
RB, Maine, 6-0, 209.

**1984**

(Drafted Alternately  
25th and 26th)

1. **BILLY CANNON**  
LB, Texas A&M, 6-4, 235.

2. **(A) VICTOR SCOTT**  
DB, Colorado, 6-0, 192 - Choice from Houston thru Minnesota for BUTCH JOHNSON.
2. **(B) NO CHOICE**  
Choice to Houston for MIKE RENFRO.
3. **FRED CORNWELL**  
TE, Southern California, 6-6, 236.
4. **STEVE DeOSSIE**  
LB, Boston College, 6-2, 250.
5. **(A) STEVE PELLUER**  
QB, Washington, 6-4, 204 - Choice from Tampa Bay for DANNY SPRADLIN.
5. **(B) NORM GRANGER**  
RB, Iowa, 5-9, 217.
6. **(A) EUGENE LOCKHART**  
LB, Houston, 6-2, 228 - Choice from Chicago for JAY SALDI.
6. **(B) JOE LEVELIS**  
G, Iowa, 6-3, 270.
7. **ED MARTIN**  
LB, Indiana State, 6-3, 218.
8. **MIKE REVELL**  
RB, Bethune-Cookman, 5-11, 197.
9. **(A) JOHN HUNT**  
OL, Florida, 6-4, 262 - Choice from Indianapolis for RAUL ALLEGRE.
9. **(B) NEAL MAUNE**  
OL, Notre Dame, 6-4, 249.
10. **BRIAN SALONEN**  
TE, Montana, 6-3, 227.
11. **DOWE AUGHTMAN**  
DL, Auburn, 6-2, 272.
12. **CARL LEWIS**  
WR, Houston, 6-3, 187.

**1984**

U.S.F.L.

**SUPPLEMENTAL DRAFT**  
(Drafted Alternately  
25th and 26th)

1. **TODD FOWLER**  
FB, Stephen F Austin, 6-3, 218 - From Houston Gamblers.
2. **MALCOLM MOORE**  
WR, Southern California, 6-5, 205 - From Los Angeles Express.
3. **JEFF SPEK**  
TE, San Diego State, 6-3, 230 - From New Jersey Generals.

**1985**

(Drafted Alternately  
17th, 16th, 20th, 19th, 18th)

1. **KEVIN BROOKS**  
DE, Michigan, 6-7, 265.
2. **JESSE PENN**  
LB, Virginia Tech, 6-3, 255.

3. **CRAWFORD KER**  
G, Florida, 6-4, 290.
4. **ROBERT LAVETTE**  
RB, Georgia Tech, 5-11, 195.
5. **(A) HERSHEL WALKER**  
RB, Georgia, 6-1, 224 - Choice from Houston for BUTCH JOHNSON.
5. **(B) MATT DARWIN**  
C/G, Texas A&M, 6-4, 265 - Choice from Cleveland thru Buffalo for ROD HILL.
6. **(A) KURT PLOEGER**  
DT, Gustavus Adolphus, 6-5, 250 - Choice from Indianapolis for STEVE WRIGHT.
6. **(B) MATT MORAN**  
C/G, Stanford, 6-4, 265.
7. **(A) KARL POWE**  
WR, Alabama State, 6-2, 175 - Choice from San Diego thru Kansas City for LAWRENCE RICKS.
7. **(B) JIM HERRMANN**  
DE, Brigham Young, 6-6, 265.
8. **LEON GONZALEZ**  
WR, Bethune-Cookman, 5-10, 160.
9. **SCOTT STRASBURGER**  
LB, Nebraska, 6-1, 220.
10. **JOE JONES**  
TE, Virginia Tech, 6-4, 245.
11. **NEAL DELLOCCO**  
LB, UCLA, 6-1, 220.
12. **KARL JORDAN**  
LB, Vanderbilt, 6-2, 245.

**1986**

(Drafted Alternately  
21st, 20th, 19th and 18th)

1. **(A) MIKE SHERRARD**  
WR, UCLA, 6-2, 185 - Choice from San Francisco for Cowboys first and fifth-round choices.
1. **(B) NO CHOICE**  
Choice given to San Francisco along with fifth-round choice for San Francisco's first-round choice.
2. **DARRYL CLACK**  
RB, Arizona State, 5-10, 207 - Choice from Indianapolis for GARY HOGEBOOM.
3. **MARK WALEN**  
DT, UCLA, 6-5, 265.
4. **MAX ZENDEJAS**  
K, Arizona, 5-11, 184.
5. **NO CHOICE**  
Choice given to San Francisco along with first-round choice for San Francisco's first-round choice.
6. **(A) THORNTON CHANDLER**  
TE, Alabama, 6-5, 238 - Choice from Buffalo for ROD HILL.

**BOLD** Indicates Made Active Roster

6. (B) **STAN GELBAUGH**  
QB, Maryland, 6-3, 207 -  
Choice from Detroit for  
ANGELO KING.
6. (C) **LLOYD YANCEY**  
G, Temple, 6-4, 275.
7. **JOHNNY HOLLOWAY**  
DB, Kansas, 5-11, 181.
8. **TOPPER CLEMONS**  
RB, Wake Forest, 5-11, 205.
9. **JOHN IONATA**  
G, Florida State, 6-2, 280.
10. **BRYAN CHESTER**  
G, Texas, 6-4, 260.
11. **GARTH JAX**  
LB, Florida State, 6-2, 225.
12. (A) **CHRIS DULIBAN**  
LB, Texas, 6-2, 216 - Choice  
from Buffalo for ROD HILL.
12. (B) **TONY FLACK**  
DB, Georgia, 6-1, 184.

**1987**

(Drafted Alternately  
12th and 11th)

1. **DANNY NOONAN**  
DT, Nebraska, 6-4, 282.
2. **RON FRANCIS**  
CB, Baylor, 5-9, 201.
3. **JEFF ZIMMERMAN**  
OL, Florida, 6-3, 310.
4. **KELVIN MARTIN**  
WR, Boston College, 5-9, 161.
5. **EVERETT GAY**  
WR, Texas, 6-2, 204.
6. **JOE ONOSAI**  
OL, Hawaii, 6-3, 283.
7. **KEVIN SWEENEY**  
OB, Fresno State, 6-0, 191.
8. **KEVIN GOGAN**  
T, Washington, 6-7, 295.
9. **ALVIN BLOUNT**  
RB, Maryland, 5-9, 197.
10. **DALE JONES**  
LB, Tennessee, 6-1, 234.
11. **JEFF WARD**  
K, Texas, 5-9, 169.
12. **SCOTT ARMSTRONG**  
LB, Florida, 6-1, 230.

**1988**

(Drafted Alternately  
11th, 14th, 13th and 12th)

1. **MICHAEL IRVIN**  
WR, Miami, Fla., 6-2, 198.
2. **KEN NORTON, JR.**  
LB, UCLA, 6-2, 224.
3. **MARK HUTSON**  
G, Oklahoma, 6-3, 292.
4. **DAVE WIDELL**  
T, Boston College, 6-6, 297.

5. **NO CHOICE**  
Choice given to Seattle for  
RON ESSINK.
6. **SCOTT SECULES**  
QB, Virginia, 6-3, 220.
7. **OWEN HOOVEN**  
T, Oregon State, 6-8, 302.
8. **MARK HIGGS**  
RB, Kentucky, 5-7, 188.
9. **BRIAN BEDFORD**  
WR, California, 6-4, 209.
10. **BILLY OWENS**  
DB, Pittsburgh, 6-1, 198.
11. **CHAD HENNINGS**  
DE, Air Force, 6-5, 251.
12. **BEN HUMMEL**  
LB, UCLA, 6-4, 234.

**1989**

(Drafted 1st)

1. **TROY AIKMAN**  
QB, UCLA, 6-3, 220.
2. (A) **NO CHOICE**  
Choice given along with sixth-  
round choice to L.A. Raiders for  
their second, third and fifth-  
round choices.
2. (B) **DARYL JOHNSTON**  
FB, Syracuse, 6-2, 237 -  
Choice from L.A. Raiders along  
with third and fifth-round  
choices for Cowboys' second  
and sixth-round choices.
3. (A) **MARK STEPNSKI**  
OL, Pittsburgh, 6-2, 269.
3. (B) **RHONDY WESTON**  
DE, Florida, 6-5, 274 - Choice  
from L.A. Raiders along with  
second and fifth-round choices  
for Cowboys' second and sixth-  
round choices.
4. **TONY TOLBERT**  
DE, Texas-El Paso, 6-6, 245.
5. (A) **KEITH JENNINGS**  
TE, Clemson, 6-4, 241.
5. (B) **WILLIS CROCKETT**  
LB, Georgia Tech, 6-3, 221 -  
Choice from L.A. Raiders along  
with second and third-round  
choices for Cowboys' second  
and sixth-round choices.
5. (C) **JEFF ROTH**  
DT, Florida, 6-3, 256 - Choice  
from Denver for TONY  
DORSETT.
6. **NO CHOICE**  
Choice given to L.A. Raiders  
along with second-round choice  
for Raiders' second, third and  
fifth-round choices.
7. **KEVIN PETERSON**  
LB, Northwestern, 6-2, 227.
8. **CHARVEZ FOGER**  
RB, Nevada-Reno, 5-10, 211.

9. **TIM JACKSON**  
DB, Nebraska, 5-11, 192.
10. **ROD CARTER**  
LB, Miami, Fla., 6-1, 228.
11. **RANDY SHANNON**  
LB, Miami, Fla., 6-0, 224.
12. **SCOTT ANKROM**  
WR, Texas Christian, 6-1, 200.

**1990**

(Drafted 1st)

1. (A) **NO CHOICE**  
Choice used to select STEVE  
WALSH in the 1989 supple-  
mental draft.
1. (B) **EMMITT SMITH**  
RB, Florida, 5-9, 199 - Choice  
from Pittsburgh for first-round  
choice obtained from Minne-  
sota and third-round choice  
obtained from San Francisco.
2. **ALEXANDER WRIGHT**  
WR, Auburn, 6-0, 187.
3. (A) **NO CHOICE**  
Choice to Minnesota in  
HERSCHEL WALKER trade.
3. (B) **JIMMIE JONES**  
DT, Miami, Fla., 6-4, 284 -  
Choice from New England  
along with sixth and eighth-  
round choices for third-round  
choice obtained from Denver,  
fifth-round choice obtained from  
Miami and Cowboys' seventh-  
round choice.
4. **NO CHOICE**  
Choice to Denver in KEVIN  
BROOKS trade.
5. (A) **NO CHOICE**  
Choice to Washington for  
DEAN HAMEL.
5. (B) **STAN SMAGALA**  
CB, Notre Dame, 5-10, 184 -  
Choice from L.A. Raiders for  
sixth-round choice obtained  
from Minnesota, eighth-round  
choice obtained from New  
England, ninth-round choice  
obtained from Seattle, 10th-round  
choice obtained from Indianapolis  
and 11th-round choice obtained  
from San Francisco.
6. **NO CHOICE**  
Choice to San Diego along with  
sixth-round choice obtained  
from New England and sixth-  
round choice obtained from  
N.Y. Giants for San Diego's  
third-round choice in 1991.
7. **NO CHOICE**  
Choice given to New England  
along with third-round choice  
obtained from Denver and fifth-  
round choice obtained from  
Miami for New England's third,  
sixth and eighth-round choices.

BOLD Indicates Made Active Roster

- 8. **NO CHOICE**  
Choice to Detroit for PAUL PALMER.
- 9. **KENNETH GANT**  
CB, Albany State, GA, 5-11, 178.
- 10. **NO CHOICE**  
Choice to Minnesota in HERSHCEL WALKER trade.
- 11. **DAVE HARPER**  
LB, Humboldt State, 6-1, 220.
- 12. **NO CHOICE**  
Choice used to select MIKE LOWMAN in the 1989 supplemental draft.

**1991**

**(Drafted Alternately 13th and 14th)**

- 1. **(A) RUSSELL MARYLAND**  
DT, Miami, 6-1, 274 - Choice from New England for first-round choice obtained from Minnesota, second-round choice, RON FRANCIS, DAVID HOWARD and EUGENE LOCKHART.
- 1. **(B) ALVIN HARPER**  
WR, Tennessee, 6-3, 204.
- 2. **(A) DIXON EDWARDS**  
LB, Michigan State, 6-1, 220 - Choice from Detroit for first-round choice obtained from Washington.
- 2. **(B) NO CHOICE**  
Choice to New England along with first-round choice obtained from Minnesota, RON FRANCIS, DAVID HOWARD and EUGENE LOCKHART for New England's first-round draft choice.
- 3. **(A) GODFREY MYLES**  
LB, Florida, 6-1, 242 - Choice obtained from San Diego for 1990 draft choices.
- 3. **(B) JAMES RICHARDS**  
G, California, 6-4, 289 - Choice obtained from Detroit for first-round choice obtained from Washington.
- 3. **(C) NO CHOICE**  
Choice to Minnesota in Herschel Walker trade.
- 3. **(D) ERIK WILLIAMS**  
T, Central St. (OH), 6-5, 304 - Choice obtained from New Orleans in STEVE WALSH trade.
- 4. **(A) CURVIN RICHARDS**  
RB, Pittsburgh, 5-9, 200.
- 4. **(B) BILL MUSGRAVE**  
QB, Oregon, 6-2, 196 - Choice obtained from Kansas City in STEVE PELLUER trade.
- 4. **(C) TONY HILL**  
DE, Tenn.-Chattanooga, 6-6, 250 - Choice obtained from Detroit for first-round choice obtained from Washington.

- 4. **(D) KEVIN HARRIS**  
DE, Texas Southern, 6-5, 248 - Choice obtained from New England for first-round pick obtained from Minnesota.
- 5. **(A) NO CHOICE**  
Choice sent to L.A. Raiders for JOHN GESEK.
- 5. **(B) DARRICK BROWNLOW**  
LB, Illinois, 5-10, 245 - Choice obtained from Washington for first-round choice obtained from New England.
- 6. **MIKE SULLIVAN**  
OL, Miami, 6-3, 278.
- 7. **(A) LEON LETT**  
DE, Emporia (KS) St., 6-6, 273 - Choice obtained from Denver in DAVE WIDELL trade.
- 7. **(B) NO CHOICE**  
Choice sent to L.A. Raiders for DALE HELLESTRAE.
- 8. **NO CHOICE**  
Choice sent to Phoenix for ROB AWALT.
- 9. **DAMON MAYS**  
WR, Missouri, 5-9, 166.
- 10. **SEAN LOVE**  
G, Penn State, 6-3, 285.
- 11. **TONY BOLES**  
RB, Michigan, 6-1, 196.
- 12. **LARRY BROWN**  
CB, Tex. Christian, 5-11, 184.

**1992**

**(Drafted Alternately 24th, 23rd, 22nd and 21st)**

- 1. **(A) KEVIN SMITH**  
CB, Texas A&M, 5-11, 173 - Choice from Atlanta along with fifth-round choice for first and fourth-round choices obtained from New England.
- 1. **(B) ROBERT JONES**  
LB, East Carolina, 6-2, 236.
- 2. **(A) JIMMY SMITH**  
WR, Jackson State, 6-1, 200 - Choice from Cleveland along with fifth-round choice for second-round choice obtained from New Orleans, eighth-round choice obtained from Denver and the Cowboys' third, sixth and twelfth-round choices.
- 2. **(B) DAREN WOODSON**  
S, Arizona State, 6-1, 216 - Choice from New England along with first and fourth-round choices for first and third-round choices obtained from Minnesota.
- 2. **(C) NO CHOICE**  
Choice sent to Atlanta along with eighth-round choice for TONY CASILLAS.

- 3. **(A) CLAYTON HOLMES**  
CB, Carson-Newman, 5-10, 178 - Choice from Washington along with second-round choice for second and third-round choices obtained from Kansas City.
- 3. **(B) NO CHOICE**  
Choice sent to Cleveland along with second-round choice obtained from New Orleans, eighth-round choice obtained from Denver and the Cowboys' sixth and twelfth-round choices for second and fifth-round choices.
- 3. **(C) JAMES BROWN**  
T, Virginia State, 6-6, 331 - Choice from Detroit along with fourth and ninth-round choices for second-round choice obtained from Washington.
- 4. **(A) NO CHOICE**  
Choice sent to L.A. Raiders for STEVE BEUERLEIN.
- 4. **(B) TOM MYSLINSKI**  
G, Tennessee, 6-2, 291 - Choice from Detroit along with third and ninth-round choices for second-round choice obtained from Washington.
- 5. **(A) GREG BRIGGS**  
S, Texas Southern, 6-3, 209 - Choice from Atlanta along with first-round choice for first and fourth-round choices obtained from New England.
- 5. **(B) ROD MILSTEAD**  
G, Delaware State, 6-2, 293 - Choice from Cleveland along with second-round choice for second-round choice obtained from New Orleans, eighth-round choice obtained from Denver and the Cowboys' third, sixth, and twelfth-round choices.
- 5. **(C) NO CHOICE**  
Choice sent to Houston in the ALONZO HIGHSMITH trade.
- 6. **(A) FALLON WACASEY**  
TE, Tulsa, 6-7, 241 - Choice from New England for JESSE SOLOMON.
- 6. **(B) NO CHOICE**  
Choice sent to Cleveland along with second-round choice obtained from New Orleans, eighth-round choice obtained from Denver and the Cowboys' third and twelfth-round choices for second and fifth-round choices.
- 7. **NO CHOICE**  
Choice sent to L.A. Raiders for GARRY LEWIS.
- 8. **NO CHOICE**  
Choice sent to Atlanta along with second-round choice for TONY CASILLAS.
- 9. **(A) NATE KIRTMAN**  
S, Pomona-Pitzer, 6-1, 186.

**BOLD** Indicates Made Active Roster

9. **(B) CHRIS HALL**  
S, East Carolina, 6-2, 184 - Choice from Detroit along with third and fourth-round choices for second-round choice obtained from Washington.
10. **JOHN TERRY**  
G, Livingstone College, 6-4, 292.
11. **TIM DANIEL**  
WR, Florida A&M, 5-11, 184.
12. **(A) DONALD HARRIS**  
S, Texas Tech, 6-0, 185 - Choice from New England for RICH GICEWICZ.
12. **(B) NO CHOICE**  
Choice sent to Cleveland along with second-round choice obtained from New Orleans, the Cowboys' third and sixth-round choices and the eighth-round choice obtained from Denver for second and fifth-round choices.

**1993**

**(Drafted 28th)**

1. **NO CHOICE**  
Choice to Green Bay along with fourth-round choice for two second, a fourth and eighth-round choices.
2. **(A) KEVIN WILLIAMS**  
WR, Miami, Fla., 5-9, 190 - Choice from Green Bay along with second, fourth and eighth-round choices for first and fourth-round choices.
2. **(B) DARRIN SMITH**  
LB, Miami, Fla., 6-1, 237 - Choice from Green Bay along with second, fourth and eighth-round choices for first and fourth-round choices.
2. **(C) NO CHOICE**  
Choice to San Francisco in CHARLES HALEY trade.
3. **MIKE MIDDLETON**  
S, Indiana, 5-10, 211.

4. **(A) DERRICK LASSIC**  
RB, Alabama, 5-10, 192 - Choice from Green Bay along with two second-round choices and an eighth-round choice for first and fourth-round choices.
4. **(B) RON STONE**  
T, Boston College, 6-5, 306 - Choice from L.A. Raiders for ALEXANDER WRIGHT.
4. **(C) NO CHOICE**  
Choice to Green Bay along with first-round choice for two second, a fourth and eighth round choices.
5. **NO CHOICE**  
Choice to Pittsburgh for THOMAS EVERETT.
6. **BARRY MINTER**  
LB, Tulsa, 6-2, 236.
7. **BROCK MARION**  
S, Nevada-Reno, 5-11, 178.
8. **(A) DAVE THOMAS**  
CB, Tennessee, 6-2, 205 - Choice from Tampa Bay for Gary Lewis and an eighth-round choice.
8. **(B) REGGIE GIVENS**  
S, Penn State, 6-0, 219 - Choice from Green Bay along with two second-round choices and a fourth-round choice for first and fourth-round choices.
8. **(C) NO CHOICE**  
Choice to Tampa Bay along with Gary Lewis for an eighth-round choice.

**1994**

**(Drafted 28th)**

1. **(A) SHANTE CARVER**  
DE, Arizona State, 6-5, 240 - Choice from San Francisco along with seventh-round choice for Cowboys' first and second-round choices.

1. **(B) NO CHOICE**  
Choice to San Francisco along with second-round choice for first and seventh-round choice.
2. **(A) LARRY ALLEN**  
OL, Sonoma State, 6-3, 325 - Compensatory choice.
2. **(B) NO CHOICE**  
Choice to San Francisco along with first-round choice for first and seventh-round choice.
3. **(A) NO CHOICE**  
Choice to San Francisco in Charles Haley trade.
3. **(B) GEORGE HEGAMIN**  
T, North Carolina State, 6-7, 355 - Compensatory choice.
4. **(A) WILLIE JACKSON**  
WR, Florida, 6-1, 205 - Choice from Tampa Bay in Thomas Everett trade.
4. **(B) DEWAYNE DOTSON**  
LB, Mississippi, 6-1, 250.
5. **NO CHOICE**  
Choice to L.A. Raiders along with seventh-round choice obtained from San Francisco for Elvis Patterson and L.A. Raiders seventh-round choice.
6. **(A) NO CHOICE**  
Choice to L.A. Rams for Jim Price.
6. **(B) DARREN STUDSTILL**  
DB, West Virginia, 6-1, 186 - Choice from L.A. Rams for Cowboys' fourth-round choice in 1995.
7. **(A) TODDRICK McINTOSH**  
DL, Florida State, 6-3, 277 - Choice from L.A. Raiders along with Elvis Patterson for Cowboys' fifth-round choice and seventh-round choice obtained from San Francisco.
7. **(B) NO CHOICE**  
Choice to New England for Hugh Millen.

**BOLD** Indicates Made Active Roster



## COWBOYS WARMEST GAMES

DATE	TEAM	W/L	SCORE	TEMPERATURE
9/20/92	Phoenix	W	31-20	99°
9/13/81	St. Louis	W	30-17	98°
9/12/88	at Phoenix	W	17-14	98°
9/12/93	Buffalo	L	10-13	97°
9/16/90	N.Y. Giants	L	7-28	96°
9/21/80	Tampa Bay	W	28-17	95°
10/1/89	N.Y. Giants	L	13-30	94°
9/25/77	N.Y. Giants	W	41-21	93°
9/30/79	Cincinnati	W	38-13	93°
9/19/93	at Phoenix	W	17-10	93°

## Playoffs

12/19/76	L.A. Rams	L	12-14	71°
1/21/79	*Pittsburgh	L	31-35	71°
1/17/71	*Baltimore	L	13-16	70°

\*at Miami

## COWBOYS COLDEST GAMES

DATE	TEAM	W/L	SCORE	TEMPERATURE
12/15/63	at St. Louis	W	28-24	16°
12/6/92	at Denver	W	31-27	19°
12/16/89	at N.Y. Giants	L	0-15	20°
12/15/68	at N.Y. Giants	W	28-10	21°
12/11/60	at Detroit	L	14-23	22°
12/16/73	at St. Louis	W	30-3	22°
12/19/81	at N.Y. Giants	L	10-13	25°
12/9/61	at St. Louis	L	20-52	26°
12/21/75	at N.Y. Jets	W	31-21	28°
12/11/88	at Washington	W	24-17	29°


Coldest regular season home game:

11/25/93	Miami	L	14-16	32°
----------	-------	---	-------	-----

## Playoffs

12/31/67	at Green Bay	L	17-21	-13°
1/11/81	at Philadelphia	L	7-20	16°
12/28/75	at Minnesota	W	17-14	27°
12/26/83	L.A. Rams	L	17-27	27°

1993 SEASON



## The 1993 Season At A Glance

**Washington 35, Dallas 16**  
**At Washington, Sept. 6, 1993**

DALLAS	6	0	7	3	—	16
WASHINGTON	0	14	14	7	—	35
Cowboys	—Harper 80 pass from Aikman (kick failed)					
Redskins	—Sanders 15 pass from Rypien (Lohmiller kick)					
Redskins	—Mitchell 1 run (Lohmiller kick)					
Redskins	—Middleton 1 pass from Rypien (Lohmiller kick)					
Cowboys	—Harper 32 pass from Aikman (Elliott kick)					
Redskins	—Monk 15 pass from Rypien (Lohmiller kick)					
Cowboys	—FG Elliott 22					
Redskins	—Mitchell 29 run (Lohmiller kick)					
Attendance - 56,345						

	Cowboys	Redskins
First Downs	16	23
Total Net Yards	345	332
Net Yards Rushing	91	171
Net Yards Passing	254	161
Passes	33-19	34-22
Sacked/Yards	2/15	0/0
Passes Intercepted By	0	0
Punts-Average	3-37.7	5-39.4
Fumbles-Lost	5-4	0-0
Penalties-Yards	7-64	5-45

**Rushing**

Cowboys - Lassic, 16 for 75; Aikman, 2 for 14; Johnston, 2 for 2; Garrett, 1 for 0.  
 Redskins - Mitchell, 21 for 116, 2 touchdowns; Brooks, 11 for 53; Byner, 1 for 5; Rypien, 2 for -3.

**Passing**

Cowboys - Aikman, 17 of 29 for 267 yards, 2 touchdowns; Garrett, 2 of 4 for 2 yards.

Redskins - Rypien, 22 of 34 for 161 yards, 3 touchdowns.

**Receiving**

Cowboys - Irvin, 7 for 88; Harper, 5 for 140, 2 touchdowns; Novacek 3 for 31; Lassic 3 for 9; K. Williams, 1 for 1.

Redskins - Sanders, 5 for 40, 1 touchdown; Byner, 5 for 30; Middleton, 5 for 15, 1 touchdown; Monk, 3 for 58, 1 touchdown; Mitchell, 3 for 12; McGee, 1 for 6.

**Buffalo 13, Dallas 10**  
**At Dallas, Sept. 12, 1993.**

BUFFALO	7	3	0	3	—	13
DALLAS	0	3	0	7	—	10
Bills	—Gardner 10 pass from Kelly (Christie kick)					
Bills	—FG Christie 48					
Cowboys	—FG Elliott 43					
Cowboys	—K. Williams 5 run (Elliott kick)					
Bills	—FG Christie 35					
Attendance - 63,226						

	Bills	Cowboys
First Downs	16	23
Total Net Yards	229	393
Net Yards Rushing	100	103
Net Yards Passing	129	290
Passes	27-16	45-28
Sacked/Yards	4/26	1/7
Passes Intercepted By	2	1

	Bills	Cowboys
Punts-Average	7-42.4	5-43.8
Fumbles-Lost	1-1	4-2
Penalties-Yards	3-20	2-10

**Rushing**

Bills - Thomas, 25 for 75; Davis, 6 for 9; Reed, 1 for 9; Turner, 2 for 4; Gardner, 1 for 4; Kelly 3 for -1.

Cowboys - Lassic, 19 for 52; Gainer, 4 for 21; Aikman, 3 for 21; K. Williams, 1 for 5, 1 touchdown; Johnston, 1 for 4.

**Passing**

Bills - Kelly, 16 of 27 for 155 yards, 1 touchdown, 1 interception.

Cowboys - Aikman, 28 of 45 for 297 yards, 2 interceptions.

**Receiving**

Bills - Brooks, 4 for 56; Beebe 3 for 26; Metzelaars, 3 for 26; Gardner, 2 for 23, 1 touchdown; Thomas, 2 for 8; Reed, 1 for 10; Davis, 1 for 6.

Cowboys - Irvin, 8 for 115; Novacek, 8 for 106; Johnston, 4 for 24; Lassic 3 for 21; Gainer 3 for 13; Harper 1 for 13; K. Williams, 1 for 5.

**Dallas 17, Phoenix 10**  
**At Phoenix, Sept. 19, 1993**

DALLAS	7	3	7	0	—	17
PHOENIX	0	0	7	3	—	10
Cowboys	—Lassic 8 run (Murray kick)					
Cowboys	—FG Murray 23					
Cowboys	—Lassic 2 run (Murray kick)					
Cardinals	—Proehl 12 pass from Beuerlein (G. Davis kick)					
Cardinals	—FG G. Davis 20					
Attendance - 73,025						

**Cowboys**

	Cowboys	Cardinals
First Downs	23	14
Total Net Yards	410	273
Net Yards Rushing	130	68
Net Yards Passing	280	205
Passes	27-21	27-20
Sacked/Yards	1/1	2/13
Passes Intercepted By	1	0
Punts-Average	3-40.3	4-42.5
Fumbles-Lost	1-0	1-0
Penalties-Yards	4-59	2-15

**Rushing**

Cowboys - Lassic, 14 for 60, 2 touchdowns; E. Smith, 8 for 45; Gainer, 3 for 9; K. Williams, 1 for 9; Irvin, 2 for 6; Johnston, 2 for 5; Aikman, 3 for -4.

Cardinals - Bailey, 7 for 34; Hearst, 9 for 31; R. Moore, 2 for 4; Beuerlein, 1 for -1.

**Passing**

Cowboys - Aikman, 21 of 27 for 281 yards.  
 Cardinals - Beuerlein, 20 of 27 for 218 yards, 1 touchdown, 1 interception.

**Receiving**

Cowboys - Harper, 6 for 136; Johnston, 6 for 49; Irvin, 5 for 74; Novacek, 2 for 11; Gainer, 1 for 8; E. Smith, 1 for 3.

Cardinals - R. Hill, 4 for 78; Clark, 4 for 43; Proehl, 4 for 40, 1 touchdown; Centers, 2 for 14; Bailey, 2 for 8; Hearst, 2 for 2; D. Ware, 1 for 27; Rolle, 1 for 6.



## Dallas 36, Green Bay 14 At Dallas, Oct. 3, 1993

GREEN BAY	7	0	7	0	— 14
DALLAS	10	6	13	7	— 36
Packers — Bennett	1 run (Jacke kick)				
Cowboys — Irvin	61 pass from Aikman (Murray kick)				
Cowboys — FG Murray	33				
Cowboys — FG Murray	19				
Cowboys — FG Murray	19				
Cowboys — FG Murray	50				
Cowboys — E. Smith	22 run (Murray kick)				
Packers — Brooks	95 kickoff return (Jacke kick)				
Cowboys — FG Murray	48				
Cowboys — Lassic	1 run (Murray kick)				
Attendance - 63,568					

### Packers Cowboys

First Downs	18	20
Total Net Yards	214	395
Net Yards Rushing	36	98
Net Yards Passing	178	297
Passes	42-24	24-18
Sacked/Yards	1/22	2/20
Passes Intercepted By	0	0
Punts-Average	5-45.4	1-53.0
Fumbles-Lost	0-0	1-0
Penalties-Yards	6-70	2-23

### Rushing

Packers - Thompson, 4 for 23; Favre, 1 for 9; E. Bennett, 7 for 8, 1 touchdown; Stephens, 5 for 0; Sharpe, 1 for -4.

Cowboys - E. Smith, 13 for 71, 1 touchdown; Lassic, 8 for 15, 1 touchdown; Johnston 2 for 11; Aikman, 3 for 5; Gainer, 2 for -1; Garrett, 2 for -3.

### Passing

Packers - Favre, 21 of 37 for 174 yards; Detmer, 3 of 5 for 26 yards.

Cowboys - Aikman, 18 of 23 for 317 yards, 1 touchdown; Garrett, 0 of 1 for 0 yards.

### Receiving

Packers - E. Bennett, 8 for 37; Sharpe, 4 for 34; J. Harris, 4 for 27; Clayton, 3 for 27; Brooks, 1 for 25; Wilson, 1 for 11; Stephens, 1 for 9; West, 1 for 9; Thompson, 1 for -3.

Cowboys - Irvin, 7 for 155, 1 touchdown; Novacek, 6 for 59; Harper, 2 for 80; Johnston, 2 for 19; K. Williams, 1 for 4.

## Dallas 27, Indianapolis 3 At Indianapolis, Oct. 10, 1993

DALLAS	14	0	7	6	— 27
INDIANAPOLIS	0	3	0	0	— 3
Cowboys — Johnston	1 pass from Aikman (Murray kick)				
Cowboys — E. Smith	20 run (Murray kick)				
Colts — FG Biasucci	27				
Cowboys — Novacek	2 run (Murray kick)				
Cowboys — FG Murray	30				
Cowboys — FG Murray	32				
Attendance - 60,453					

### Cowboys Colts

First Downs	24	19
Total Net Yards	374	361
Net Yards Rushing	143	126
Net Yards Passing	231	235
Passes	30-21	39-22
Sacked/Yards	2/14	1/5
Passes Intercepted By	4	0
Punts-Average	4-46.5	3-51.3

### Cowboys Colts

Fumbles-Lost	1-1	2-1
Penalties-Yards	4-24	4-30

### Rushing

Cowboys - E. Smith, 25 for 104, 1 touchdown; Lassic, 5 for 23; Agee, 2 for 7; Aikman, 2 for 7; Novacek, 1 for 2, 1 touchdown.

Colts - Potts, 18 for 113; A. Johnson, 3 for 15; Majkowski, 2 for 4; Culver, 2 for -6.

### Passing

Cowboys - Aikman, 21 of 28 for 245 yards, 1 touchdown; Garrett, 0 of 2 for 0 yards.

Colts - Trudeau, 11 of 20 for 144 yards, 3 interceptions; Majkowski, 11 of 19 for 96 yards, 1 interception.

### Receiving

Cowboys - Irvin, 7 for 112; Johnston, 5 for 37, 1 touchdown; E. Smith, 4 for 39; Novacek, 3 for 35; Harper, 1 for 14; Gainer, 1 for 8.

Colts - Dawkins, 8 for 144; Johnson, 6 for 38; Hester, 5 for 34; Langhorne, 1 for 15; Arbuckle, 1 for 7; Cash, 1 for 2.

## Dallas 26, San Francisco 17 At Dallas, Oct. 17, 1993

SAN FRANCISCO	10	0	7	0	— 17
DALLAS	3	13	7	3	— 26
49ers — Davis	47 yard fumble return (Cofer kick)				
Cowboys — FG Murray	48				
49ers — FG Cofer	25				
Cowboys — FG Murray	39				
Cowboys — E. Smith	1 run (Murray kick)				
Cowboys — FG Murray	29				
49ers — Jones	12 pass from Young (Cofer kick)				
Cowboys — Irvin	36 pass from Aikman (Murray kick)				
Cowboys — FG Murray	18				
Attendance - 65,099					

### 49ers Cowboys

First Downs	25	24
Total Net Yards	405	353
Net Yards Rushing	156	123
Net Yards Passing	249	230
Passes	33-24	35-21
Sacked/Yards	4/18	2/13
Passes Intercepted By	0	0
Punts-Average	2-44.0	2-48.0
Fumbles-Lost	3-2	1-1
Penalties-Yards	5-60	7-64

### Rushing

49ers - Logan, 8 for 67; Young, 6 for 40; Watters, 8 for 32; Rice, 1 for 17; Wilmsmeyer, 1 for 0.

Cowboys - E. Smith, 27 for 92, 1 touchdown; Aikman, 3 for 16; Johnston, 5 for 15.

### Passing

49ers - Young, 24 of 33 for 267 yards, 1 touchdown. Cowboys - Aikman, 21 of 35 for 243 yards, 1 touchdown.

### Receiving

49ers - Rice, 7 for 82; Jones, 7 for 68, 1 touchdown; Taylor, 4 for 53; Logan, 4 for 33; Watters, 2 for 31.

Cowboys - Irvin, 12 for 168, 1 touchdown; E. Smith, 5 for 30; Harper, 1 for 36; Novacek, 1 for 5; Johnston, 1 for 4; K. Williams, 1 for 0.

## Dallas 23, Philadelphia 10 At Philadelphia, Oct. 31, 1993

DALLAS	3	7	3	10	— 23
PHILADELPHIA	0	7	0	3	— 10

Cowboys—FG Murray 35  
 Cowboys—K. Williams 11 run (Murray kick)  
 Eagles —Walker 3 pass from O'Brien (Bahr kick)  
 Cowboys—FG Murray 23  
 Eagles —FG Bahr 33  
 Cowboys—FG Murray 40  
 Cowboys—E. Smith 62 run (Murray kick)  
 Attendance - 61,912

Cowboys		Eagles	
First Downs	19	19	16
Total Net Yards	356	228	
Net Yards Rushing	271	139	
Net Yards Passing	85	89	
Passes	19-9	24-11	
Sacked/Yards	2/11	2/18	
Passes Intercepted By	0	0	
Punts-Average	3-36.0	5-48.0	
Fumbles-Lost	1-0	2-1	
Penalties-Yards	5-41	7-57	

### Rushing

Cowboys - E. Smith, 30 for 237, 1 touchdown; Johnston, 2 for 14; K. Williams, 1 for 11, 1 touchdown; Aikman, 6 for 9.

Eagles - Sherman, 14 for 71; Walker, 15 for 65; O'Brien, 1 for 3.

### Passing

Cowboys - Aikman, 9 of 19 for 96 yards.  
 Eagles - O'Brien, 11 of 24 for 107 yards, 1 touchdown.

### Receiving

Cowboys - Harper, 3 for 40; Irvin, 3 for 36; Novacek, 2 for 16; Price, 1 for 4.

Eagles - Lofton, 4 for 57; Walker, 3 for 14, 1 touchdown; Sherman, 2 for 12; Bailey, 1 for 16; Williams, 1 for 8.

## Dallas 31, N.Y. Giants 9 At Dallas, Nov. 7, 1993

N.Y. GIANTS	0	6	0	3	—	9
DALLAS	10	7	0	14	—	31
Cowboys—FG Murray	34					
Cowboys—Harper	28	pass from Aikman (Murray kick)				
Giants —FG Treadwell	21					
Cowboys—Harper	50	pass from Aikman (Murray kick)				
Giants —FG Treadwell	45					
Cowboys—E. Smith	1	run (Murray kick)				
Cowboys—E. Smith	2	run (Murray kick)				
Giants —FG Treadwell	29					
Attendance	64,735					

### Giants Cowboys

First Downs	18	17
Total Net Yards	295	369
Net Yards Rushing	118	139
Net Yards Passing	177	230
Passes	36-18	20-17
Sacked/Yards	5/37	2/12
Passes Intercepted By	0	0
Punts-Average	7-39.6	3-50.3
Fumbles-Lost	1-0	0-0
Penalties-Yards	3-20	9-66

### Rushing

Giants - Tillman, 20 for 82; Bunch, 4 for 19; Meggett, 4 for 17.

Cowboys - E. Smith, 24 for 117, 2 touchdowns; Aikman, 2 for 17; Johnston, 3 for 7; Lassic, 1 for 0; Garrett, 2 for -2.

### Passing

Giants - Simms, 12 of 21 for 155 yards; Graham, 6 of 15 for 59 yards.

Cowboys - Aikman, 11 of 13 for 162 yards, 2 touchdowns; Garrett, 5 of 6 for 34 yards; Harper, 1 of 1 for 46 yards.

### Receiving

Giants - Calloway, 4 for 87; Meggett, 4 for 19; McCaffrey, 3 for 34; M. Jackson, 3 for 28; Tillman, 1 for 21; De. Brown, 1 for 12; Bunch, 1 for 8; Pierce, 1 for 5.

Cowboys - E. Smith, 6 for 43; Harper, 3 for 90, 2 touchdowns; Irvin, 3 for 74; Johnston, 3 for 18; Novacek, 2 for 17.

## Dallas 20, Phoenix 15 At Dallas, Nov. 14, 1993

PHOENIX	0	0	10	5	—	15
DALLAS	3	14	0	3	—	20
Cowboys—FG Murray	44					
Cowboys—E. Smith	4	run (Murray kick)				
Cowboys—Novacek	1	pass from Kosar (Murray kick)				
Cardinals—FG G. Davis	19					
Cardinals—Centers	17	pass from Chandler (G. Davis kick)				
Cowboys—FG Murray	43					
Cardinals—Safety, Kosar	called for intentional grounding in end zone					
Cardinals—FG G. Davis	47					
Attendance	64,224					

### Cardinals Cowboys

First Downs	15	15
Total Net Yards	265	311
Net Yards Rushing	51	87
Net Yards Passing	214	224
Passes	46-27	27-15
Sacked/Yards	0/0	0/0
Passes Intercepted By	0	1
Punts-Average	7-41.1	5-39.2
Fumbles-Lost	2-2	2-2
Penalties-Yards	5-40	6-42

### Rushing

Cardinals - Bailey, 8 for 31; Moore, 9 for 17; Centers, 2 for 3; Chandler, 1 for 0.

Cowboys - E. Smith, 24 for 80, 1 touchdown; Lassic, 3 for 8; Johnston, 1 for 4; Kosar, 2 for 0; K. Williams, 1 for -2; Garrett, 3 for -3.

### Passing

Cowboys - Kosar, 13 of 21 for 199 yards, 1 touchdown; Garrett, 2 of 6 for 25.

Cardinals - Chandler, 27 of 46 for 214 yards, 1 touchdown, 1 interception.

### Receiving

Cowboys - E. Smith, 4 for 102; Irvin, 4 for 63; Novacek, 3 for 17, 1 touchdown; Johnston, 2 for 24; Harper, 1 for 9; K. Williams, 1 for 9.

Cardinals - Centers, 7 for 59, 1 touchdown; Proehl, 6 for 66; Bailey, 6 for 34; Edwards, 2 for 20; Clark, 2 for 16; R. Hill, 2 for 15; Rolle, 2 for 4.

## Atlanta 27, Dallas 14 At Atlanta, Nov. 21, 1993

DALLAS	0	0	7	7	—	14
ATLANTA	3	10	7	7	—	27
Falcons —FG Johnson	26					
Falcons —FG Johnson	24					
Falcons —Pritchard	13	pass from Hebert (Johnson kick)				

Falcons —Pritchard 10 pass from Hebert (Johnson kick)  
Cowboys—Galbraith 1 pass from Kosar (Murray kick)  
Falcons —Sanders 70 pass from Hebert (Johnson kick)  
Cowboys—K. Williams 28 pass from Kosar (Murray kick)

Attendance - 67,337

Cowboys		Falcons	
First Downs	13	.....	22
Total Net Yards	230	.....	400
Net Yards Rushing	48	.....	85
Net Yards Passing	182	.....	315
Passes	39-22	.....	32-24
Sacked/Yards	2/4	.....	0/0
Passes Intercepted By	0	.....	0
Punts-Average	6-49.5	.....	2-42.5
Fumbles-Lost	1-0	.....	1-1
Penalties-Yards	7-51	.....	5-40

**Rushing**

Cowboys - Lassic, 9 for 26; Kosar, 3 for 11; E. Smith, 1 for 1.

Falcons - Pegram, 30 for 88; Hebert, 4 for -3.

**Passing**

Cowboys - Kosar, 22 of 39 for 186 yards, 2 touchdowns.

Falcons - Hebert, 24 of 32 for 315 yards, 3 touchdowns.

**Receiving**

Cowboys - Harper, 4 for 77; Johnston, 4 for 30; E. Smith, 4 for 9; Lassic, 3 for 7; K. Williams, 2 for 30, 1 touchdown; Novacek, 2 for 19; Gainer, 1 for 8; Irvin, 1 for 5; Galbraith, 1 for 1, 1 touchdown.

Falcons - Pritchard, 6 for 71, 2 touchdowns; Haynes, 6 for 61; Hill, 4 for 42; Rison, 3 for 36; Pegram, 3 for 27; Sanders, 1 for 70, 1 touchdown; Lyons, 1 for 8.

## Miami 16, Dallas 14

### At Dallas, Nov. 25, 1993

MIAMI	7	0	3	6	—	16
DALLAS	0	14	0	0	—	14
Dolphins —Byars 77 run (Stoyanovich kick)						
Cowboys—K. Williams 4 pass from Aikman (Murray kick)						
Cowboys—K. Williams 64 punt return (Murray kick)						
Dolphins —FG Stoyanovich 20						
Dolphins —FG Stoyanovich 31						
Dolphins —FG Stoyanovich 19						

Attendance - 60,198

Dolphins		Cowboys	
First Downs	15	.....	19
Total Net Yards	382	.....	293
Net Yards Rushing	108	.....	112
Net Yards Passing	274	.....	181
Passes	41-24	.....	43-28
Sacked/Yards	2/13	.....	0/0
Passes Intercepted By	1	.....	2
Punts-Average	3-34.3	.....	6-32.2
Fumbles-Lost	2-2	.....	2-1
Penalties-Yards	3-25	.....	5-46

**Rushing**

Dolphins - Byars, 6 for 77, 1 touchdown; Higgs, 8 for 17; Kirby, 5 for 15; DeBerg, 1 for -1.

Cowboys - Coleman, 10 for 57; E. Smith, 16 for 51; Johnston, 1 for 3; Aikman, 1 for 1.

**Passing**

Dolphins - DeBerg, 24 of 41 for 287 yards, 2 interceptions.

Cowboys - Aikman, 28 of 43 for 181 yards, 1 touch-

down, 1 interception.

**Receiving**

Dolphins - Byars, 7 for 80; Kirby, 7 for 76; K. Jackson, 4 for 25; Ingram, 3 for 85; McDuffie, 2 for 10; Fryar, 1 for 11.

Cowboys - Johnston, 11 for 75; E. Smith, 9 for 46; Irvin, 3 for 31; K. Williams, 2 for 8, 1 touchdown; Coleman, 1 for 10; Harper, 1 for 7; Novacek, 1 for 4.

## Dallas 23, Philadelphia 17

### At Dallas, Dec. 6, 1993

PHILADELPHIA	0	3	7	7	—	17
DALLAS	7	9	0	7	—	23
Cowboys—Irvin 11 pass from Aikman (Murray kick)						
Cowboys—FG Murray 23						
Cowboys—FG Murray 19						
Cowboys—FG Murray 47						
Eagles —FG Bahr 25						
Eagles —Bavaro 2 pass from Brister (Bahr kick)						
Cowboys—Johnston 2 run (Murray kick)						
Eagles —Bavaro 8 pass from Brister (Bahr kick)						

Attendance - 64,521

**Eagles**

Eagles		Cowboys	
First Downs	21	.....	17
Total Net Yards	307	.....	347
Net Yards Rushing	59	.....	182
Net Yards Passing	248	.....	165
Passes	45-27	.....	24-17
Sacked/Yards	0/0	.....	4/13
Passes Intercepted By	0	.....	1
Punts-Average	6-37.7	.....	4-45.0
Fumbles-Lost	1-0	.....	4-1
Penalties-Yards	5-30	.....	7-53

**Rushing**

Eagles - Walker, 8 for 34; Sherman, 7 for 26; Hebron, 3 for -1.

Cowboys - E. Smith, 23 for 172; Coleman, 3 for 7; Johnston, 2 for 4, 1 touchdown; Aikman, 1 for -1.

**Passing**

Eagles - Brister, 27 of 45 for 248 yards, 2 touchdowns, 1 interception.

Cowboys - Aikman, 17 of 24 for 178 yards, 1 touchdown.

**Receiving**

Eagles - Bavaro, 8 for 70, 2 touchdowns; Williams, 5 for 63; Bailey, 5 for 31; Young, 4 for 44; Lofton, 2 for 18; Sherman, 2 for 17; Walker, 1 for 5.

Cowboys - Irvin, 6 for 90, 1 touchdown; E. Smith, 4 for 26; Johnston, 2 for 25; Coleman, 2 for 11; K. Williams, 2 for 9; Harper, 1 for 17.

## Dallas 37, Minnesota 20

### At Minnesota, Dec. 12, 1993

DALLAS	3	17	7	10	—	37
MINNESOTA	6	0	7	7	—	20
Vikings —FG Revez 19						
Cowboys—FG Murray 51						
Vikings —FG Revez 21						
Cowboys—Irvin 10 pass from Aikman (Murray kick)						
Cowboys—E. Smith 4 run (Murray kick)						
Cowboys—FG Murray 52						
Cowboys—Johnston 1 run (Murray kick)						
Vikings —Graham 1 run (Revez kick)						
Cowboys—FG Murray 46						
Cowboys—Coleman 1 run (Murray kick)						
Vikings —A. Carter 9 pass from Salisbury (Revez kick)						

Attendance - 63,321

Cowboys	Vikings
First Downs .....	25 .....
Total Net Yards .....	356 .....
Net Yards Rushing .....	148 .....
Net Yards Passing .....	208 .....
Passes .....	29-19 .....
Sacked/Yards .....	0/0 .....
Passes Intercepted By .....	1 .....
Punts-Average .....	1-43.0 .....
Fumbles-Lost .....	2-0 .....
Penalties-Yards .....	9-64 .....

**Rushing**

Cowboys - E. Smith, 19 for 104, 1 touchdown; Coleman, 10 for 33, 1 touchdown; K. Williams, 2 for 11; Agee, 1 for 1; Johnston, 1 for 1, 1 touchdown; Kosar, 2 for -2.

Vikings - Graham, 20 for 79, 1 touchdown; McMahon, 2 for 10; Ismail, 1 for 5; Craig, 1 for 3.

**Passing**

Cowboys - Aikman, 19 of 29 for 208 yards, 1 touchdown.

Vikings - McMahon, 13 of 18 for 117 yards, 1 interception; Salisbury, 7 of 7 for 61 yards, 1 touchdown.

**Receiving**

Cowboys - Irvin, 8 for 125, 1 touchdown; E. Smith, 5 for 26; Novacek, 2 for 29; Johnston, 2 for 12; Harper, 1 for 12; K. Williams, 1 for 4.

Vikings - C. Carter, 6 for 70; Tennell, 5 for 43; A. Carter, 3 for 28, 1 touchdown; Ismail, 3 for 27; Tice, 1 for 6; Truitt, 1 for 6; Graham, 1 for -2.

### Dallas 28, N.Y. Jets 7 At New York, Dec. 18, 1993

DALLAS ..... 0 7 14 7 — 28

N.Y. JETS ..... 0 0 0 7 — 7

Cowboys—Irvin 42 pass from Aikman (Murray kick)

Cowboys—Irvin 3 pass from Aikman (Murray kick)

Cowboys—K. Smith 32 yard interception return

(Murray kick)

Jets —Baxter 1 run (Blanchard kick)

Cowboys—Johnston 4 run (Murray kick)

Attendance - 73,233

**Cowboys**

First Downs .....	19 .....
Total Net Yards .....	364 .....
Net Yards Rushing .....	129 .....
Net Yards Passing .....	235 .....
Passes .....	27-21 .....
Sacked/Yards .....	3/17 .....
Passes Intercepted By .....	1 .....
Punts-Average .....	3-34.7 .....
Fumbles-Lost .....	5-2 .....
Penalties-Yards .....	6-37 .....

**Jets**

First Downs .....	23 .....
Total Net Yards .....	295 .....
Net Yards Rushing .....	81 .....
Net Yards Passing .....	214 .....
Passes .....	46-24 .....
Sacked/Yards .....	2/20 .....
Passes Intercepted By .....	3 .....
Punts-Average .....	6-37.3 .....
Fumbles-Lost .....	4-3 .....
Penalties-Yards .....	3-24 .....

**Rushing**

Cowboys - E. Smith, 20 for 91; Aikman, 3 for 31; Coleman, 3 for 10; Agee, 1 for 1; Johnston, 2 for 4, 1 touchdown; K. Williams, 1 for -8.

Jets - Johnson 12 for 42; B. Baxter, 9 for 17, 1 touchdown; Esiason, 3 for 17; Thomas, 1 for 5; Murrell, 2 for 0.

**Passing**

Cowboys - Aikman, 21 of 27 for 252 yards, 2 touchdowns, 3 interceptions.

Jets - Esiason, 21 of 37 for 194 yards, 1 interception; Nagle, 3 of 9 for 40 yards.

**Receiving**

Cowboys - Irvin, 6 for 91, 2 touchdowns; K. Will-

iams, 6 for 70; Novacek, 3 for 31; Harper, 2 for 41; E. Smith, 2 for 11; Johnston, 2 for 8.

Jets - Moore, 7 for 69; B. Baxter, 5 for 60; Johnson, 4 for 24; Burkett, 3 for 25; Carpenter, 2 for 29; Mitchell 2 for 16; Mathis 1 for 11.

### Dallas 38, Washington 3 At Dallas, Dec. 26, 1993

WASHINGTON ..... 3 0 0 0 — 3

DALLAS ..... 7 14 14 3 — 38

Redskins—FG Lohmiller 32

Cowboys—E. Smith 1 run (Murray kick)

Cowboys—Irvin 8 pass from Aikman (Murray kick)

Cowboys—Harper 15 pass from Aikman (Murray kick)

Cowboys—Coleman 1 run (Murray kick)

Cowboys—K. Williams 62 punt return (Murray kick)

Cowboys—FG Murray 38

Attendance - 64,497

**Redskins**

First Downs .....	16 .....
Total Net Yards .....	198 .....
Net Yards Rushing .....	126 .....
Net Yards Passing .....	72 .....
Passes .....	33-15 .....
Sacked/Yards .....	4/30 .....
Passes Intercepted By .....	0 .....
Punts-Average .....	7-44.1 .....
Fumbles-Lost .....	0-0 .....
Penalties-Yards .....	12-68 .....

**Cowboys****Rushing**

Redskins - Brooks, 18 for 85; Mitchell, 2 for 19; Byner, 3 for 12; Ervins, 4 for 7; Gannon, 1 for 3.

Cowboys - E. Smith, 21 for 153, 1 touchdown; Coleman, 6 for 19, 1 touchdown; Agee, 2 for 4; Aikman, 1 for 1; Kosar, 2 for -2.

**Passing**

Redskins - Rypien, 12 of 30 for 81 yards, 2 interceptions; Gannon, 3 of 3 for 21 yards.

Cowboys - Aikman, 16 of 20 for 193 yards, 2 touchdowns; Kosar, 1 of 3 for 25 yards.

**Receiving**

Redskins - Wycheck, 4 for 16; Sanders, 3 for 28; Howard, 2 for 19; Clifton, 2 for 15; Brooks, 2 for 4; Monk, 1 for 12; Byner, 1 for 8.

Cowboys - Irvin, 5 for 53, 1 touchdown; Harper, 4 for 65, 1 touchdown; E. Smith, 3 for 18; Novacek, 2 for 46; K. Williams, 2 for 11; T. Williams, 1 for 25.

### Dallas 16, N.Y. Giants 13 (OT) At New York, Jan. 2, 1994

DALLAS ..... 3 10 0 0 3 — 16

N.Y. GIANTS ..... 0 0 10 3 0 — 13

Cowboys—FG Murray 32

Cowboys—E. Smith 5 pass from Aikman (Murray kick)

Cowboys—FG Murray 38

Giants —Bunch 1 run (Treadwell kick)

Giants —FG Treadwell 29

Giants —FG Treadwell 31

Cowboys—FG Murray 41

Attendance - 77,356

**Cowboys**

First Downs .....	21 .....
Total Net Yards .....	339 .....
Net Yards Rushing .....	182 .....

**Giants**

First Downs .....	21 .....
Total Net Yards .....	313 .....
Net Yards Rushing .....	130 .....

	Cowboys	Giants
Net Yards Passing	157	183
Passes	30-24	25-16
Sacked/Yards	4/23	4/24
Passes Intercepted By	0	0
Punts-Average	5-36.0	6-35.5
Fumbles-Lost	2-1	2-1
Penalties-Yards	4-22	8-49

### Rushing

Cowboys - E. Smith, 32 for 168; Aikman, 2 for 8; Coleman, 2 for 6.

Giants - Hampton, 30 for 114; Meggett, 2 for 11; Simms, 2 for 4; Bunch, 1 for 1, 1 touchdown.

### Passing

Cowboys - Aikman, 24 of 30 for 180 yards, 1 touchdown.

Giants - Simms, 16 of 25 for 207 yards.

### Receiving

Cowboys - E. Smith, 10 for 61, 1 touchdown; Johnston, 6 for 47; Novacek, 4 for 19; Irvin, 3 for 50; Coleman, 1 for 3.

Giants - Calloway, 6 for 58; Hampton, 3 for 47; Cross, 3 for 31; Pierce, 2 for 41; Meggett, 1 for 21; McCaffrey, 1 for 9.

## NFC

### Divisional Playoffs

#### Dallas 27, Green Bay 17 At Dallas, Jan. 16, 1994

GREEN BAY	3	0	7	7	— 17
DALLAS	0	17	7	3	— 27
Packers	— FG Jacke 30				
Cowboys	— Harper 25 pass from Aikman (Murray kick)				
Cowboys	— FG Murray 41				
Cowboys	— Novacek 6 pass from Aikman (Murray kick)				
Cowboys	— Irvin 19 pass from Aikman (Murray kick)				
Packers	— Brooks 13 pass from Favre (Jacke kick)				
Cowboys	— FG Murray 38				
Packers	— Sharpe 29 pass from Favre (Jacke kick)				
	Attendance - 64,790				

	Packers	Cowboys
First Downs	19	23
Total Net Yards	358	381
Net Yards Rushing	31	97
Net Yards Passing	327	284
Passes	45-28	37-28
Sacked/Yards	2/4	4/18
Passes Intercepted By	2	2
Punts-Average	3-39.0	3-43.7
Fumbles-Lost	3-2	2-1
Penalties-Yards	4-30	5-39

### Rushing

Packers - Thompson, 7 for 28; E. Bennett, 6 for 3.  
Cowboys - E. Smith, 13 for 60; Coleman, 5 for 19; Johnston, 3 for 12; Lassic, 2 for 6; Aikman, 3 for 0; Bates, 1 for 0.

### Passing

Packers - Favre, 28 of 45 for 331 yards, 2 touch-

downs, 2 interceptions.

Cowboys - Aikman, 28 of 37 for 302 yards, 3 touchdowns, 2 interceptions.

### Receiving

Packers - E. Bennett, 9 for 53; Sharpe, 6 for 128, 1 touchdown; West, 4 for 41; Thompson, 3 for 54; Brooks, 3 for 39, 1 touchdown; Ingram, 2 for 9; Lewis, 1 for 7.

Cowboys - Irvin, 9 for 126, 1 touchdown; Novacek, 6 for 59, 1 touchdown; Johnston, 6 for 43; Harper, 2 for 33, 1 touchdown; E. Smith, 2 for 27; Coleman, 2 for 6; Lassic, 1 for 8.

## NFC

### Championship Game

#### Dallas 38, San Francisco 21 At Dallas, Jan. 23, 1994

SAN FRANCISCO	0	7	7	7	— 21
DALLAS	7	21	7	3	— 38
Cowboys	— E. Smith 5 run (Murray kick)				
49ers	— Rathman 7 pass from Young (Cofer kick)				
Cowboys	— Johnston 4 run (Murray kick)				
Cowboys	— E. Smith 11 pass from Aikman (Murray kick)				
Cowboys	— Novacek 19 pass from Aikman (Murray kick)				
49ers	— Watters 4 run (Cofer kick)				
Cowboys	— Harper 42 pass from Kosar (Murray kick)				
Cowboys	— FG Murray 50				
49ers	— Young 1 run (Cofer kick)				
	Attendance - 64,902				

	49ers	Cowboys
First Downs	24	24
Total Net Yards	359	377
Net Yards Rushing	84	124
Net Yards Passing	275	253
Passes	45-27	28-19
Sacked/Yards	4/12	2/7
Passes Intercepted By	0	1
Punts-Average	4-45.5	4-41.0
Fumbles-Lost	2-0	0-0
Penalties-Yards	6-46	4-29

### Rushing

49ers - Young, 7 for 38, 1 touchdown; Watters, 12 for 37, 1 touchdown; Rathman, 2 for 9.

Cowboys - E. Smith, 23 for 88, 1 touchdown; Aikman, 3 for 25; Johnston, 4 for 13, 1 touchdown; Lassic 1 for 1; Kosar, 2 for -3.

### Passing

49ers - Young, 27 of 45 for 287 yards, 1 touchdown, 1 interception.

Cowboys - Aikman, 14 of 18 for 177 yards, 2 touchdowns; Kosar, 5 of 9 for 83 yards, 1 touchdown; Harper, 0 for 1.

### Receiving

49ers - Watters, 7 for 33; Rice, 6 for 83; Taylor, 3 for 61; Williams, 3 for 44; Jones, 3 for 26; Logan, 3 for 21; Turner, 1 for 12; Rathman, 1 for 7, 1 touchdown.

Cowboys - E. Smith 7 for 85, 1 touchdown; Harper, 4 for 78, 1 touchdown; Novacek, 4 for 57, 1 touchdown; Irvin, 2 for 23; Johnston, 2 for 17.

## SUPER BOWL XXVIII

**Dallas 30, Buffalo 13**  
**At Atlanta, Jan. 30, 1994**

DALLAS .....	6	0	14	10	—	30
BUFFALO .....	3	10	0	0	—	13

Cowboys—FG Murray 41  
 Bills —FG Christie 54  
 Cowboys—FG Murray 24  
 Bills —Thomas 4 run (Christie kick)  
 Bills —FG Christie 28  
 Cowboys—Washington 46 yard fumble return  
 (Murray kick)

Cowboys—E. Smith 15 run (Murray kick)  
 Cowboys—E. Smith 1 run (Murray kick)  
 Cowboys—FG Murray 20  
 Attendance - 72,817

**Cowboys**

First Downs .....	20	.....	22
Total Net Yards .....	341	.....	314
Net Yards Rushing .....	137	.....	87
Net Yards Passing .....	204	.....	227

**Bills**

Passes .....	27-19	.....	50-31
	<b>Cowboys</b>		<b>Bills</b>
Sacked/Yards .....	2/3	.....	3/33
Passes Intercepted By .....	1	.....	1
Punts-Average .....	4-43.8	.....	5-37.6
Fumbles-Lost .....	0-0	.....	3-2
Penalties-Yards .....	6-50	.....	1-10

**Rushing**

Cowboys - E. Smith, 30 for 132, 2 touchdowns; K. Williams, 1 for 6; Aikman, 1 for 3; Johnston, 1 for 0; Kosar, 1 for -1; Coleman, 1 for -3.

Bills - Davis, 9 for 38; Thomas, 16 for 37, 1 touchdown; Kelly, 2 for 12.

**Passing**

Cowboys - Aikman, 19 of 27 for 207 yards, 1 interception.

Bills - Kelly, 31 of 50 for 260 yards, 1 interception.

**Receiving**

Cowboys - Irvin, 5 for 66; Novacek, 5 for 26; E. Smith 4 for 26; Harper, 3 for 75; Johnston, 2 for 14.

Bills - Brooks, 7 for 63; Thomas, 7 for 52; Reed, 6 for 75; Beebe, 6 for 60; Davis, 3 for -5; Metzelaars, 1 for 8; McKeller, 1 for 7.



## 1993 Regular Season Statistics

## RESULTS AND ATTENDANCE (12-4)

L	16-35 @ Washington	56,345	SO
L	10-13 BUFFALO	63,226	SO
W	17-10 @ Phoenix	73,025	SO
	—BYE—		
W	36-14 GREEN BAY	63,568	SO
W	27-3 @ Indianapolis	60,453	SO
W	26-17 SAN FRANCISCO	65,099	SO
	—BYE—		
W	23-10 @ Philadelphia	61,912	SO
W	31-9 N.Y. GIANTS	64,735	SO
W	20-15 PHOENIX	64,224	SO
L	14-27 @ Atlanta	67,337	SO
L	14-16 MIAMI	60,198	SO
W	23-17 PHILADELPHIA	64,521	SO
W	37-20 @ Minnesota	63,321	SO
W	28-7 @ N.Y. Jets	73,233	SO
W	38-3 WASHINGTON	64,497	SO
W	16-13 @ N.Y. Giants (OT)	77,356	SO

## TEAM STATISTICS

	DALLAS	OPP
FIRST DOWNS	322	297
Rushing	120	94
Passing	172	176
Penalty	30	27
Third Down-Made/Att	83/198	87/219
Third Down Efficiency	41.9	39.7
Fourth Down-Made/Att	7/12	6/17
TOTAL NET YARDS	5615	4767
Avg. Per Game	350.9	297.9
Total Plays	994	1012
Avg. Per Play	5.6	4.7
NET YARDS RUSHING	2161	1651
Avg. Per Game	135.1	103.2
Total Rushes	490	423
Avg. Per Rush	4.4	3.9
NET YARDS PASSING	3454	3116
Avg. Per Game	215.9	194.8
Sacked/Yards Lost	29/163	34/231
Gross Yards	3617	3347
Attempts/Completions	475/317	555/334
Pct. of Completions	66.7	60.2
Had Intercepted	6	14
PUNTS/AVERAGE	56/41.8	78/41.3
Net Punting Average	37.7	34.8
PUNT RET./AVG.	37/10.3	32/5.3
KICKOFF RET./AVG.	36/21.1	66/18.6
INT./AVG. RET.	14/12.2	6/7.8
PENALTIES/YARDS	94/744	87/653
FUMBLES/BALL LOST	33/16	22/14
TOUCHDOWNS	41	23
Rushing	20	7
Passing	18	14
Returns	3	2
EXTRA POINTS/ATTEMPTS	40/41	23/23
FIELD GOALS/ATTEMPTS	30/37	22/27
AVG. TIME OF POSS.	30:56	29:04

## RUSHING

	ATT	YDS	AVG	LG	TD
E. Smith	283	1486	5.3	62t	9
Lassic	75	269	3.6	15	3
Coleman	34	132	3.9	16	2
Aikman	32	125	3.9	20	0
Johnston	24	74	3.1	11	3
Gainer	9	29	3.2	8	0
Kosar	9	7	0.8	4	0
K. Williams	7	26	3.7	12	2
Agee	6	13	2.2	6	0
Irvin	2	6	3.0	9	0
Novacek	1	2	2.0	2t	1
J. Garrett	8	-8	-1.0	0	0

## COWBOY TOTALS

490 2161 4.4 62t 20

Opp. Totals 423 1651 3.9 77t 7

## RECEIVING

	NO	YDS	AVG	LG	TD
Irvin	88	1330	15.1	61t	7
E. Smith	57	414	7.3	86	1
Johnston	50	372	7.4	20	1
Novacek	44	445	10.1	30	1
Harper	36	777	21.6	80t	5
K. Williams	20	151	7.6	33	2
Lassic	9	37	4.1	9	0
Gainer	6	37	6.2	8	0
Coleman	4	24	6.0	10	0
T. Williams	1	25	25.0	25	0
Price	1	4	4.0	4	0
Galbraith	1	1	1.0	1t	1

## COWBOY TOTALS

317 3617 11.4 86 18

Opp. Totals 334 3347 10.0 70t 14

## INTERCEPTIONS

	NO	YDS	AVG	LG	TD
K. Smith	6	56	9.3	32t	1
Bates	2	25	12.5	22	0
Everett	2	25	12.5	17	0
Washington	1	38	38.0	24	0
Norton	1	25	25.0	25	0
Marion	1	2	2.0	2	0
Gant	1	0	0.0	0	0

## COWBOY TOTALS

14 171 12.2 32t 1

Opp. Totals 6 47 7.8 26 0

## PUNTING

	NO	YDS	AVG	TB	IN20	LG	BL	NET
Jett	56	2342	41.8	3	22	59	0	37.7

COWBOY TOT. 56 2342 41.8 3 22 59 0 37.7

Opp. Totals 78 3219 41.3 6 21 60 0 34.8

## PUNT RETURN

	NO	FC	YDS	AVG	LG	TD
K. Williams	36	14	381	10.6	64t	2
Washington	1	0	0	0.0	0	0

COWBOY TOT. 37 14 381 10.3 64t 2

Opp. Totals 32 12 169 5.3 20 0

1993 SEASON

1993 Regular Season Statistics, Cont.

SCORING	TDR	TDP	TDR1	FG	PAT	S	TP	KICKOFF RETURNS	NO	YDS	AVG	LG	TD	
Murray .....	0	0	0	28/33	38/38	0	122	K. Williams .....	31	689	22.2	49	0	
E. Smith .....	9	1	0	0/0	0/0	0	60	K. Smith .....	1	33	33.0	33	0	
Irvin .....	0	7	0	0/0	0/0	0	42	Gant .....	1	18	18.0	18	0	
K. Williams ..	2	2	2b	0/0	0/0	0	36	R. Jones .....	1	12	12.0	12	0	
Harper .....	0	5	0	0/0	0/0	0	30	Hennings .....	1	7	7.0	7	0	
Johnston .....	3	1	0	0/0	0/0	0	24	Novacek .....	1	-1	-1.0	-1	0	
Lassic .....	3	0	0	0/0	0/0	0	18	<b>COWBOY TOTALS</b> .....	36	758	21.1	49	0	
Coleman .....	0	2	0	0/0	0/0	0	12	Opp. Totals .....	66	1225	18.6	95t	1	
Novacek .....	1	1	0	0/0	0/0	0	12	<b>SCORE BY QUARTERS</b>	1	2	3	4	OT	T
Elliott .....	0	0	0	2/4	2/3a	0	8	COWBOYS .....	76	124	86	87	3	376
Galbraith .....	0	1	0	0/0	0/0	0	6	Opponents .....	43	46	79	61	0	229
K. Smith .....	0	0	1c	0/0	0/0	0	6	<b>FIELD GOALS</b>	11-19	20-29	30-39	40-49	50+	
<b>COWBOY TOT.</b>	20	18	3	30/37	40/41	0	376	Murray .....	4-4	4-4	9-12	8-8	3-5	
Opp. Totals ..	7	14	2*	22/27	23/23	1d	229	Elliott .....	0-0	1-1	0-1	1-2	0-0	
								<b>COWBOYS</b> .....	4-4	5-5	9-13	9-10	3-5	
								Opponents .....	3-3	11-11	5-6	3-7	0-0	

\* - 95 yd. kickoff ret., R. Brooks, vs. G.Bay (10/3)

- 47 yd. fum. ret., E. Davis, vs. S.F. (10/17)

a - missed PAT, @ Washington (9/6)

b - 64 yd. punt return, vs. Miami (11/25)

- 62 yd. punt return, vs. Washington (12/26)

c - 32 yd. interception return, @ N.Y. Jets (12/18)

d - Kosar, grounding in end zone, vs. Pho. (11/14)

Murray: (-), (-), (23,50M), (33,19,19,50,48), (30,32), (48,39,29,35M,18), (35,23,40), (34,54M), (44,43) (-), (32M), (23,19,47), (51,52,46), (-), (39M,38), (32,38,41).

Elliott: (22), (49M,43,30M)

Opponents: (32M), (48,35), (20), (42M), (27), (25), (33), (21,45,29), (19,47), (26,24), (44M,20,31,41B,19), (25,44M), (19,21), (-), (32), (29,31).

PASSING	ATT	COMP	YDS	PCT	AVG	ATT	TD	PCT	INT	PCT	LG	SKS/YDS	RATING
Aikman .....	392	271	3100	69.1	7.91	15	3.8	6	1.5	80t	26/153	99.0	
Kosar .....	63	36	410	57.1	6.51	3	4.8	0	0.0	86	2/4	92.7	
J. Garrett .....	19	9	61	47.4	3.21	0	0.0	0	0.0	16	1/6	54.9	
Harper .....	1	1	46	100.0	46.00	0	0.0	0	0.0	46	0/0	118.8	
<b>COWBOY TOTALS</b> .....	475	317	3617	66.7	7.61	18	3.8	6	1.3	86	29/163	96.8	
Opp. Totals .....	555	334	3347	60.2	6.03	14	2.5	14	2.5	70t	34/231	75.3	





## 1993 Postseason Statistics

## RESULTS AND ATTENDANCE (3-0)

W 27-17 GREEN BAY .....	64,790	SO
W 38-21 SAN FRANCISCO .....	64,902	SO
W 30-13 BUFFALO (SB XXVIII) .....	72,817	SO

## TEAM STATISTICS

	DALLAS	OPP
FIRST DOWNS .....	67	63
Rushing .....	21	13
Passing .....	45	46
Penalty .....	1	4
Third Down-Made/Att .....	19/39	16/46
Third Down Efficiency .....	48.7	34.8
Fourth Down-Made/Att .....	1/2	4/8
TOTAL NET YARDS .....	1099	1031
Avg. Per Game .....	366.3	343.7
Total Plays .....	195	210
Avg. Per Play .....	5.6	4.9
NET YARDS RUSHING .....	358	202
Avg. Per Game .....	119.3	67.3
Total Rushes .....	95	61
Avg. Per Rush .....	3.8	3.3
NET YARDS PASSING .....	741	829
Avg. Per Game .....	247.0	276.3
Sacked/Yards Lost .....	8/28	9/49
Gross Yards .....	769	878
Attempts/Completions .....	92/66	140/86
Pct. of Completions .....	71.7	61.4
Had Intercepted .....	3	4
PUNTS/AVERAGE .....	11/42.7	12/40.6
Net Punting Average .....	32.5	38.5
PUNT RET./AVG. .....	4/6.3	4/18.3
KICKOFF RET./AVG. .....	6/22.5	18/16.4
INT./AVG. RET. .....	4/7.8	3/18.3
PENALTIES/YARDS .....	15/118	11/80
FUMBLES/BALL LOST .....	2/1	8/4
TOUCHDOWNS .....	11	6
Rushing .....	4	3
Passing .....	6	3
Returns .....	1	0
EXTRA POINTS/ATTEMPTS .....	11/11	6/6
FIELD GOALS/ATTEMPTS .....	6/6	3/4
AVG TIME OF POSS. .....	34:11	25:49

SCORING	TDR	TDP	TDrt	FG	PAT	S	TP
Murray .....	0	0	0	6/6	11/11	0	29
E. Smith .....	3	1	0	0/0	0/0	0	24
Harper .....	0	2	0	0/0	0/0	0	12
Novacek .....	0	2	0	0/0	0/0	0	12
Irvin .....	0	1	0	0/0	0/0	0	6
Johnston .....	1	0	0	0/0	0/0	0	6
Washington .....	0	0	1*	0/0	0/0	0	6
COWBOYS TOT. .....	4	6	1	6/6	11/11	0	95
Opp. Totals .....	3	3	0	3/4	6/6	0	51

\* - 46 yd. fumble return, vs. Buffalo (1/30)

## RUSHING

	ATT	YDS	AVG	LG	TD
E. Smith .....	66	280	4.2	15t	3
Aikman .....	7	28	4.0	12	0
Johnston .....	8	25	3.1	5	1
Coleman .....	6	16	2.7	9	0
Lassic .....	3	7	2.3	7	0
K. Williams .....	1	6	6.0	6	0
Bates .....	1	0	0.0	0	0
Kosar .....	3	-4	-1.3	-1	0

COWBOY TOTALS .....	95	358	3.8	15t	4
Opp. Totals .....	61	202	3.3	18	3

## RECEIVING

	NO	YDS	AVG	LG	TD
Irvin .....	16	215	13.4	27	1
Novacek .....	15	142	9.5	20	2
E. Smith .....	13	138	10.6	28	1
Johnston .....	10	74	7.4	12	0
Harper .....	9	186	20.7	42t	2
Coleman .....	2	6	3.0	6	0
Lassic .....	1	8	8.0	8	0

COWBOY TOTALS .....	66	769	11.7	42t	6
Opp. Totals .....	86	878	10.2	48	3

## INTERCEPTIONS

	NO	YDS	AVG	LG	TD
Everett .....	1	14	14.0	14	0
Washington .....	1	12	12.0	12	0
Woodson .....	1	5	5.0	5	0
Haley .....	1	0	0.0	0	0

COWBOY TOTALS .....	4	31	7.8	14	0
Opp. Totals .....	3	55	18.3	41	0

## PUNTING

	NO	YDS	AVG	TB	IN20	LG	BL	NET
Jett .....	11	470	42.7	2	3	48	0	32.5
COWBOY TOT .....	11	470	42.7	2	3	48	0	32.5
Opp. Totals .....	12	487	40.6	0	2	52	0	38.5

## PUNT RETURN

	NO	FC	YDS	AVG	LG	TD
K. Williams .....	4	3	25	6.3	9	0
COWBOY TOT .....	4	3	25	6.3	9	0
Opp. Totals .....	4	2	73	18.3	43	0

## KICKOFF RETURNS

	NO	YDS	AVG	LG	TD
K. Williams .....	3	84	28.0	50	0
Marion .....	2	29	14.5	15	0
Gant .....	1	22	22.0	22	0

COWBOY TOTALS .....	6	135	22.5	50	0
Opp. Totals .....	18	296	16.4	34	0

## SCORE BY QUARTERS

	1	2	3	4	OT	T
COWBOYS .....	13	28	16	—	—	95
Opponents .....	6	17	14	14	—	51

## FIELD GOALS

	11-19	20-29	30-39	40-49	50+
Murray .....	0-0	2-2	1-1	2-2	1-1
COWBOYS .....	0-0	2-2	1-1	2-2	1-1
Opponents .....	0-0	1-1	1-1	0-1	1-1

Murray: (41,38),(50),(41,24,20)

Opponents: (30,49M),(-),(54,28)

PASSING	ATT	COMP	YDS	PCT	AVG	TD	PCT	PCT	PCT	LG	SKS/YDS	RATING
Aikman .....	82	61	686	74.4	8.37	5	6.1	3	3.7	35	7/28	104.0
Kosar .....	9	5	83	55.6	9.22	1	11.1	0	0.0	42t	1/0	123.8
Harper .....	1	0	0	0.0	0.00	0	0.0	0	0.0	0	0/0	39.6
COWBOY TOTAL .....	92	66	769	71.7	8.36	6	6.5	3	3.3	42t	8/28	104.8
Opp. Totals .....	140	86	878	61.4	6.27	3	2.1	4	2.9	48	9/49	74.6

## 1993 REGULAR-SEASON DEFENSIVE STATISTICS

	Tackles		Sacks	Tkl/ Loss	QB Pres.	Int	Pass Def.	Fumbles For.-Rec.	Blk. Kick	Special Teams	
	Solo.	Asst.—Tot.								Solo-Asst.—Tot.	Solo-Asst.—Tot.
1. Norton	93-66	—159	2.0	10(-19)	4	1	5	0-1			
2. Woodson	89-66	—155		4(-13)	1		4	1-3		1-1	—2
3. Everett	54-43	—97		2(-2)	1	2	10			8-2	—10
4. D. Smit	49-44	—93	1.0	1(-4)	4		4	0-2		5-1	—6
5. K. Smith	73-17	—90				6	13	3-1		1-0	—1
6. Tolbert	42-42	—84	7.5	1(-1)	23		1				
7. Edwards	42-40	—82	1.5	1(-19)	1		1	2-1		5-7	—12
8. Brown	46-17	—63					11	1-0			
9. Maryland	32-24	—56	2.5	6(-13)	12			2-2			
10. Casillas	28-26	—54	2.0	3(-10)	13		2	0-1			
11. Gant	25-18	—43		1(-3)		1	11	1-0		11-6	—17
12. Washington	28-14	—42			2	1	5	1-1		7-5	—12
13. Haley	30-11	—41	4.0	6(-17)	28		2	3-1			
14. Jeffcoat	23-18	—41	6.0	2(-11)	26		1	1-0			
15. R. Jones	16-20	—36		2(-2)						3-1	—4
16. Lett	18-14	—32		3(-8)	10		4				
17. Bates	19-9	—28				2	6	0-1		9-16	—25
18. J. Jones	12-12	—24	5.5	1(-1)	16				1		
19. Hennings	6-11	—17			5						
Myles	6-11	—17		1(-1)							
21. Marion	11-5	—16				1	3	2-1		17-2	—19
22. Roper	3-1	—4	2.0		2						
23. Patterson	0-1	—1								7-6	—13
24. Vanderbeek					1					17-5	—22
Fishback										7-5	—12
Thomas										5-3	—8
Hellestrae										4-3	—7
Agee										3-4	—7
Gainer								1-0		1-2	—3
Galbraith								1-0		1-0	—1
Murray										1-0	—1
R. Williams										1-0	—1

## 1993 POSTSEASON DEFENSIVE STATISTICS

	Tackles		Sacks	Tkl/ Loss	QB Pres.	Int	Pass Def.	Fumbles For.-Rec.	Blk. Kick	Special Teams	
	Solo.	Asst.—Tot.								Solo-Asst.—Tot.	Solo-Asst.—Tot.
1. Woodson	16-11	—27		1(-4)		1	2	0-1		2-0	—2
2. Norton	11-11	—22		1(-6)							
3. Lett	11-6	—17		1(-2)	5		2	1-1			
4. Everett	10-7	—17				1	2			2-1	—3
5. Tolbert	9-7	—16	3.0	2(-10)	3			1-0			
6. K. Smith	14-1	—15					3				
7. Washington	12-3	—15				1	2	1-1		1-1	—2
8. Bates	8-5	—13					1			2-5	—7
9. Casillas	5-8	—13			1						
10. Brown	10-1	—11		1(-2)			3				
11. D. Smith	8-3	—11			1		1				
12. Edwards	7-2	—9		1(-1)						0-1	—1
13. J. Jones	5-4	—9	1.0	1(-1)	6						
14. Jeffcoat	5-3	—8	2.5	1(-4)	6		1				
15. Maryland	5-2	—7	1.0		3		1				
16. Gant	4-3	—7					1	1-0		2-4	—6
17. Haley	4-1	—5	1.5		8	1	3	1-0			
18. Myles	1-1	—2									
Patterson	1-1	—2								2-4	—6
20. Hennings	0-1	—1			4		1				
Marion	0-1	—1								1-2	—3
Vanderbeek										3-4	—7
Thomas										3-2	—5
Fishback								0-1		0-3	—3
Hellestrae										2-0	—2
Gainer										1-0	—1
R. Jones										1-0	—1

## 1993 SEASON

## Game-by-Game

## COWBOYS OFFENSE

OPP.	FIRST DOWNS					TOTAL OFFENSE					PUNTS			PUNT RET.		KO RET.		PEN. No-Yds	FUM. No/Lost	SCORING				
	T	R	Pa	Pe		Yds	Plays	Rush	Att	Pass	SK	Yd	Att	Com	I	No-Avg	No-Avg			No-Avg	TDR	TDP	Tdrt	PAT
@Wash.	16	5	9	2		345	56	91	21	254	215	33	19	0		3-37.7	3-0.0	4-20.8	0	2	0	1/2	1/1	
Buffalo	23	6	16	1		393	74	103	28	290	1/7	45	28	2		5-43.8	2-7.5	0-0.0	1	0	0	1/1	1/3	
@Phoenix	23	7	15	1		410	61	130	33	290	1/1	27	21	0		3-40.3	1-3.0	1-14.0	2	0	0	2/2	1/2	
GreenBay	20	6	13	1		395	56	98	30	297	2/20	24	18	0		1-53.0	3-10.7	1-37.0	2	1	0	3/3	5/5	
@Ind.	24	9	14	1		374	67	143	35	231	2/14	30	21	0		4-46.5	2-10.5	1-22.0	2	1	0	3/3	2/2	
SanFran.	24	8	12	4		353	72	123	35	230	2/13	35	21	0		4-48.0	0-0.0	2-21.5	1	1	0	2/2	4/5	
@Phila.	19	9	7	3		356	60	271	39	85	2/11	19	9	0		3-36.0	3-3.3	3-21.0	2	0	0	2/2	3/3	
N.Y.Gia.	17	9	8	0		369	54	139	32	230	2/12	20	17	0		3-50.3	4-11.3	3-37.7	2	2	0	4/4	1/2	
Phoenix	15	5	9	1		311	61	87	34	224	0/0	27	15	0		5-39.2	3-8.7	4-22.0	2	2	1	0	2/2	
@Atlanta	13	4	9	0		230	54	48	13	182	2/4	39	22	0		6-49.5	1-5.0	4-15.8	1	0	2	2/2	0/0	
Miami	19	8	10	1		293	71	112	28	181	0/0	43	28	1		6-32.2	2-40.0	4-21.5	0	1	1	2/2	0/1	
Phila.	17	6	10	1		347	57	182	29	165	4/13	24	17	0		4-45.0	3-4.0	2-21.5	0	1	1	0	2/2	
@Minn.	25	11	10	4		356	64	148	35	208	0/0	29	19	0		1-43.0	1-7.0	5-13.8	3	1	0	4/4	3/3	
@N.Y.Jets	19	9	10	0		364	60	129	30	235	3/17	27	21	3		3-34.7	2-15.0	1-22.0	1	2	1	4/4	0/0	
Wash.	27	8	12	7		380	57	175	32	205	2/13	23	17	0		4-22.5	4-22.5	0-0.0	2	2	1	5/5	1/2	
@N.Y.Gia.	21	10	8	3		339	70	182	36	157	4/23	30	24	0		5-36.0	3-11.7	1-12.0	0	1	0	1/1	3/3	
<b>Playoffs</b>																								
GreenBay	23	6	16	1		381	68	97	27	284	4/18	37	28	2		3-43.7	2-7.0	2-17.0	0	3	0	3/3	2/2	
SanFran.	24	9	15	0		377	63	124	33	253	2/7	28	19	0		4-41.0	1-6.0	2-14.5	4	29	3	0	5/5	
Buffalo	20	6	14	0		341	64	137	35	204	2/3	27	19	1		4-43.8	1-5.0	2-36.0	2	0	1	3/3	3/3	

## Game-by-Game

## COWBOYS DEFENSE

OPP.	FIRST DOWNS			TOTAL OFFENSE				PUNTS			PUNT RET.		KO RET.		PEN.		FUM.		SCORING						
	T	R	Pa	Pe	Yds	Plays	Rush	Att	Pass	Sk	Yd	Att	Com	No-Avg	No-Avg	No-Avg	No-Yds	No	Lost	TDR	TDP	Tdrt	PAT	FG	
@Wash.	23	12	10	1	332	69	171	35	161	0/0	34	22	0	5-39.4	1-(-1.0)	2-12.0	5-45	0/0	0	2	3	0	0	5/5	0/1
Buffalo	16	6	10	0	229	69	100	38	129	4/26	27	16	1	7-42.4	3-6.3	2-9.0	3-20	1/1	0	1	0	1	0	1/1	2/2
@Phoenix	14	4	9	1	273	48	68	18	205	2/13	27	20	1	4-42.5	1-2.0	4-16.0	2-15	1/0	0	0	1	0	0	1/1	1/1
Green Bay	18	6	11	1	214	61	36	18	178	1/22	42	24	0	5-45.4	0-0.0	8-32.3	6-70	0/0	0	1	0	1	0	2/2	1/1
@Ind.	19	7	10	2	361	65	126	25	235	1/5	39	22	4	3-51.3	3-7.3	5-21.4	4-30	2/1	0	0	0	0	0	0/0	1/1
SanFran.	25	8	16	1	405	61	156	24	249	4/18	33	24	0	2-44.0	1-13.0	5-13.6	5-60	3/2	0	1	0	1	0	2/2	1/1
@Phila.	16	6	9	1	228	56	139	30	89	2/18	24	11	0	5-48.0	1-1.0	4-11.8	7-57	2/1	0	1	0	1	0	1/1	1/1
N.Y.Gia.	18	5	9	4	295	69	118	28	177	5/37	36	18	0	7-39.6	2-14.0	4-13.8	5-40	1/0	0	0	0	0	0	0/0	3/3
Phoenix	15	5	10	0	265	66	51	20	214	0/0	46	27	1	7-41.1	3-7.7	4-21.3	5-40	2/2	0	1	0	1	0	1/1	2/2
@Atlanta	22	4	17	1	400	66	85	34	315	0/0	32	24	0	2-42.5	5-0.4	1-11.0	5-40	1/1	0	3	0	0	0	3/3	2/2
Miami	15	1	13	1	382	63	108	20	274	2/13	41	24	2	3-34.2	3-2.7	3-15.0	3-25	2/2	1	0	0	0	0	1/1	3/5
Phila.	21	2	16	3	307	63	59	18	248	0/0	45	27	1	6-37.7	4-5.3	6-13.7	5-30	1/0	0	2	0	2	0	2/2	1/2
@Minn.	20	6	12	2	270	52	97	24	173	3/5	25	20	1	3-40.3	0-0.0	5-25.4	11-60	0/0	1	0	0	2	2	2/2	0/0
@N.Y.Jets	23	6	11	6	295	75	81	27	214	2/20	46	24	1	6-37.3	2-3.5	5-18.4	3-24	4/3	1	0	0	0	0	1/1	0/0
Wash.	16	7	6	3	198	65	126	28	72	4/30	33	15	2	7-44.1	2-11.0	6-17.7	12-68	0/0	0	0	0	0	0	0/0	1/1
@N.Y.Gia.	16	9	7	0	313	64	130	35	183	4/24	25	16	0	6-35.5	1-2.0	2-18.0	8-49	2/1	0	1	0	0	0	1/1	2/2
<b>Playoffs</b>																									
GreenBay	18	2	16	0	388	60	31	13	327	2/4	45	28	2	3-39.0	2-29.5	6-11.7	4-30	3/2	0	2	0	2	0	2/2	1/2
SanFran.	23	5	15	3	359	70	84	21	275	4/12	45	27	1	4-45.5	1-9.0	6-13.7	6-40	2/0	2	1	0	0	3/3	0/0	
Buffalo	22	6	15	1	314	80	87	27	227	3/33	50	31	1	5-37.6	1-5.0	6-24.0	1-10	3/2	1	0	0	0	1/1	2/2	



**THE RECORDS**

## COWBOYS ALL-TIME LEADERS

## RUSHING

Player	Att.	Yards	Avg.	Long	TD
1. Dorsett, Tony (1977-87)	2,755	12,036	4.4	99t	72
2. Perkins, Don (1961-68)	1,500	6,217	4.2	59	42
3. Smith, Emmitt (1990-93)	1,262	5,699	4.5	75t	50
4. Hill, Calvin (1969-74)	1,166	5,009	4.3	55	39
5. Newhouse, Robert (1973-83)	1,160	4,784	4.1	54	31
6. Garrison, Walt (1966-74)	899	3,886	4.3	41	30
7. Walker, Herschel (1986-89)	802	3,388	4.2	84t	26
8. Staubach, Roger (1969-79)	410	2,264	5.5	33	20
9. Springs, Ron (1979-84)	604	2,180	3.6	46	28
10. Marsh, Amos (1961-64)	427	2,065	4.8	71	14

## RECEIVING

Player	No.	Yards	Avg.	Long	TD
1. Pearson, Drew (1973-83)	489	7,822	16.0	67	48
2. Hill, Tony (1977-86)	479	7,988	16.7	75t	51
3. Dorsett, Tony (1977-87)	382	3,432	9.0	91	13
4. Hayes, Bob (1965-74)	365	7,295	20.0	95	71
5. Irvin, Michael (1988-93)	337	5,694	16.9	87t	34
6. Cosbie, Doug (1979-88)	300	3,728	12.4	61t	30
7. Clarke, Frank (1960-67)	281	5,214	18.6	80	50
8. DuPree, Billy Joe (1973-83)	267	3,565	13.4	42	41
9. Novacek, Jay (1990-93)	230	2,396	10.4	49	15
10. Springs, Ron (1979-84)	222	2,029	9.1	80t	10

## RUSHING-RECEIVING

Player	Rushing	Receiving	Total
1. Dorsett, Tony (1977-87)	12,036	3,432	15,468
2. Hill, Tony (1977-86)	84	7,988	8,072
3. Pearson, Drew (1973-83)	190	7,822	8,012
4. Perkins, Don (1961-68)	6,217	1,310	7,527
5. Hayes, Bob (1965-74)	70	7,295	7,365

## PASSING (Min. 1500 att.)

Player	Att.	Comp.	Pct.	Yards	TD	Long	Int	Rating
1. Staubach, Roger (1969-79)	2,958	1,685	57.0	22,700	153	91t	109	83.5
2. White, Danny (1976-88)	2,950	1,761	59.7	21,959	155	80t	132	81.7
3. Aikman, Troy (1989-93)	1,920	1,191	62.0	13,627	69	87t	66	81.0
4. Meredith, Don (1960-68)	2,308	1,170	50.7	17,199	135	95t	111	74.7

## SCORING

Player	TD	PAT	FG	TP
1. Septien, Rafael (1978-86)	—	388	162	874
2. Dorsett, Tony (1977-87)	86	—	—	516
3. Hayes, Bob (1965-74)	76	—	—	456
4. Clark, Mike (1968-71, 73)	—	180	69	386
5. Smith, Emmitt (1990-93)	53	—	—	318
6. Fritsch, Toni (1971-73, 75)	—	119	66	317
7. Clarke, Frank (1960-67)	51	—	—	306
Hill, Tony (1977-86)	51	—	—	306
9. Pearson, Drew (1973-83)	50	—	—	300
10. Perkins, Don (1961-68)	45	—	—	270
Hill, Calvin (1969-74)	45	—	—	270

THE RECORDS

**FIELD GOALS (Min. 100 made)**

Player	Att.	Made	Pct.	Long
1. Septien, Rafael (1978-86) .....	226	162	.717	53

**PUNTING (Min. 300)**

Player	No.	Avg.	Long	Bk.
1. Saxon, Mike (1985-92) .....	591	41.5	64	4
2. White, Danny (1976-88) .....	612	40.1	73	4

**INTERCEPTIONS**

Player	No.	Yards	Avg.	Long	TD
1. Renfro, Mel (1964-77) .....	52	626	12.0	90	3
2. Walls, Everson (1981-89) .....	44	391	8.9	37	0
3. Waters, Charlie (1970-78, 80-81) .....	41	584	14.2	56t	2
4. Thurman, Dennis (1978-85) .....	36	562	15.6	96	4
5. Downs, Michael (1981-88) .....	34	433	12.7	31	1
Green, Cornell (1962-74) .....	34	552	16.2	59	2
7. Jordan, Lee Roy (1963-76) .....	32	472	14.8	49	3
8. Harris, Cliff (1970-79) .....	29	281	9.7	60	1
9. Howley, Chuck (1961-73) .....	24	395	16.5	58	2
10. Bishop, Don (1960-65) .....	22	364	16.5	57	0

**PUNT RETURNS (Min. 75 returns)**

Player	No.	Yards	Avg.	Long	TD
1. Hayes, Bob (1965-74) .....	104	1,158	11.1	90	3
2. Martin, Kelvin (1987-92) .....	138	1,430	10.4	85t	3
3. Johnson, Butch (1976-83) .....	146	1,313	9.0	55	0
4. Jones, James (1980-85) .....	87	736	8.5	52	0
5. Renfro, Mel (1964-77) .....	109	842	7.7	69	1

**KICKOFF RETURNS (Min. 75 returns)**

Player	No.	Yards	Avg.	Long	TD
1. Renfro, Mel (1964-77) .....	85	2,246	26.4	100t	2
2. Johnson, Butch (1976-83) .....	79	1,832	23.2	74	0
3. Dixon, James (1989-91) .....	101	2,315	22.9	97t	1
4. Clack, Darryl (1986-89) .....	83	1,802	21.7	51	0

**COMBINED YARDAGE**

Player	Total	Rush	Rec	Int. Punt Kick Fum.			
				Ret.	Ret.	Ret.	Ret.
1. Dorsett, Tony (1977-87) .....	15,501	12,036	3,432	0	0	0	33
2. Hayes, Bob (1965-74) .....	9,104	70	7,295	0	1,158	581	0
3. Hill, Tony (1977-86) .....	8,436	84	7,988	0	268	96	0
4. Pearson, Drew (1973-83) .....	8,180	190	7,822	0	13	155	0
5. Perkins, Don (1961-68) .....	8,005	6,217	1,310	0	8	443	0

THE RECORDS

## COWBOYS LEADERS BY YEARS

### RUSHING

Year	Player	Att.	Yds.	Avg.	Long	TD	NFL/NFC	
							Rank	Rank
1960	Dupre, L.G.	104	362	3.5	18	3		20
1961	*Perkins, Don	200	815	4.1	47	4		6
1962	Perkins, Don	222	945	4.3	35	7		5
1963	Perkins, Don	149	614	4.1	19t	7		10
1964	Perkins, Don	174	768	4.4	59	6		5
1965	Perkins, Don	177	690	3.9	43	0		7
1966	Reeves, Dan	175	757	4.3	67t	8		6
1967	Perkins, Don	201	823	4.1	30	6		6
1968	Perkins, Don	191	836	4.4	28t	4		6
1969	*Hill, Calvin	204	942	4.6	55	8		2
1970	*Thomas, Duane	151	803	5.3	47t	5		8/5
1971	Thomas, Duane	175	793	4.5	56t	11		11/7
1972	Hill, Calvin	245	1,036	4.2	26	6		7/3
1973	Hill, Calvin	273	1,142	4.2	21	6		3/2
1974	Hill, Calvin	185	844	4.6	27	7		8/3
1975	Newhouse, Robert	209	930	4.4	29	2		9/4
1976	Dennison, Doug	153	542	3.5	14	6		35/18
1977	*Dorsett, Tony	208	1,007	4.8	84t	12		9/4
1978	Dorsett, Tony	290	1,325	4.6	63t	7		3/2
1979	Dorsett, Tony	250	1,107	4.4	41	6		11/8
1980	Dorsett, Tony	278	1,185	4.3	56	11		6/6
1981	Dorsett, Tony	342	1,646	4.8	75t	4		2/2
1982	Dorsett, Tony	177	745	4.2	99t	5		2/1
1983	Dorsett, Tony	289	1,321	4.6	77	8		6/5
1984	Dorsett, Tony	302	1,189	3.9	31t	8		7/7
1985	Dorsett, Tony	305	1,307	4.3	60t	7		6/4
1986	Dorsett, Tony	184	748	4.1	33	5		19/11
1987	Walker, Herschel	209	891	4.3	60t	7		6/3
1988	Walker, Herschel	361	1,514	4.2	38	5		2/1
1989	Palmer, Paul	112	446	4.0	63t	2		39/18
1990	*Smith, Emmitt	241	937	3.9	48t	11		10/5
1991	Smith, Emmitt	365	1,563	4.3	75t	12		1/1
1992	Smith, Emmitt	373	1,713	4.6	68t	18		1/1
1993	Smith, Emmitt	283	1,486	5.3	62t	9		1/1

### PASSING

Year	Player	Att.	Comp.	Pct.	Yds.	TD	Int.	Rating	NFL/NFC	
									Rank	Rank
1960	LeBaron, Eddie	225	111	49.3	1,736	12	25	53.4		8
1961	LeBaron, Eddie	236	120	50.8	1,741	14	16	66.5		9
1962	LeBaron, Eddie	166	95	57.2	1,436	16	9	95.3		3
1963	Meredith, Don	310	167	53.9	2,381	17	18	73.2		10
1964	Meredith, Don	323	158	48.9	2,143	9	16	67.3		15
1965	Meredith, Don	305	141	46.2	2,415	22	13	79.7		8
1966	Meredith, Don	344	177	51.5	2,805	24	12	87.7		4
1967	Meredith, Don	255	128	50.2	1,834	16	16	68.6		8
1968	Meredith, Don	309	171	55.3	2,500	21	12	88.3		2
1969	Morton, Craig	302	162	53.6	2,619	21	15	85.4		5
1970	Morton, Craig	207	102	49.3	1,819	15	7	89.7		5/4
1971	Staubach, Roger	211	126	59.7	1,882	15	4	104.8		1/1
1972	Morton, Craig	339	185	54.6	2,396	15	21	65.9		15/7

\*Rookie



**THE RECORDS**

*Leaders By Years, Cont.*

**PASSING (cont.)**

Year	Player	Att.	Comp.	Pct.	Yds.	TD	Int.	Rating	NFL/NFC
									Rank
1973	Staubach, Roger	286	179	62.6	2,428	23	15	94.6	1/1
1974	Staubach, Roger	360	190	52.8	2,552	11	15	68.5	14/7
1975	Staubach, Roger	348	198	56.9	2,666	17	16	78.6	8/2
1976	Staubach, Roger	369	208	56.4	2,715	14	11	79.9	8/5
1977	Staubach, Roger	361	210	58.2	2,620	18	9	87.1	2/1
1978	Staubach, Roger	413	231	55.9	3,190	25	16	84.9	1/1
1979	Staubach, Roger	461	267	57.9	3,586	27	11	92.4	1/1
1980	White, Danny	436	260	59.6	3,287	28	25	80.8	9/7
1981	White, Danny	391	223	57.0	3,098	22	13	87.5	5/2
1982	White, Danny	247	156	63.2	2,079	16	12	91.1	4/2
1983	White, Danny	533	334	62.7	3,980	29	23	85.6	9/6
1984	White, Danny	233	126	54.1	1,580	11	11	71.5	22/11
1985	White, Danny	450	267	59.3	3,157	21	17	80.6	9/4
1986	Pelluer, Steve	378	215	56.9	2,727	8	17	67.9	20/9
1987	White, Danny	362	215	59.4	2,617	12	17	73.2	19/9
1988	Pelluer, Steve	435	245	56.3	3,139	17	19	73.9	16/9
1989	*Aikman, Troy	293	155	52.9	1,749	9	18	55.7	27/14
1990	Aikman, Troy	399	226	56.6	2,579	11	18	66.6	27/14
1991	Aikman, Troy	363	237	65.3	2,754	11	10	86.7	6/4
1992	Aikman, Troy	473	302	63.8	3,445	23	14	89.5	3/3
1993	Aikman, Troy	392	271	69.1	3,100	15	6	99.0	2/2

**RECEIVING**

Year	Player	No.	Yds.	Avg.	Long	TD	NFL/NFC
							Rank
1960	Doran, Jim	31	554	17.9	75t	3	21
1961	Howton, Billy	56	785	14.0	53	4	6
1962	Howton, Billy	49	706	14.4	69t	6	15
1963	Clarke, Frank	43	833	19.4	75t	10	3
1964	Clarke, Frank	65	973	15.0	49	5	3
1965	*Hayes, Bob	46	1,003	21.8	82t	12	13
1966	Hayes, Bob	64	1,232	19.3	95t	13	4
1967	Rentzel, Lance	58	996	17.2	74t	8	6
1968	Rentzel, Lance	54	1,009	18.7	65t	6	3
1969	Rentzel, Lance	43	960	22.3	75t	12	20
1970	Hayes, Bob	34	889	26.1	89t	10	45/26
1971	Garrison, Walt	40	396	9.9	36	1	23/10
1972	Hill, Calvin	43	364	8.5	33t	3	18/9
1973	Hill, Calvin	32	290	9.1	29	0	36/21
1974	Pearson, Drew	62	1,087	17.9	50t	2	3/2
1975	Pearson, Drew	46	822	17.9	46t	8	16/9
1976	Pearson, Drew	58	806	13.9	54	6	4/1
1977	Pearson, Drew	48	870	18.1	67	2	9/3
1978	Pearson, Drew	47	526	11.2	34	0	26/15
1979	Hill, Tony	60	1,062	17.7	75t	10	12/6
1980	Hill, Tony	60	1,055	17.6	58t	8	16/9
1981	Hill, Tony	46	953	20.7	63t	4	47/26
	Springs, Ron	46	359	7.8	32t	2	
1982	Hill, Tony	35	526	15.0	47	1	22/8
1983	Springs, Ron	73	589	8.1	80t	1	9/4
1984	Cosbie, Doug	60	789	13.2	36	4	28/12
1985	Hill, Tony	74	1,113	15.0	53t	7	9/3
1986	Walker, Herschel	76	837	11.0	84t	2	9/4

\*Rookie

**THE RECORDS**

*Leaders By Years, Cont.*

**RECEIVING (cont.)**

Year	Player	No.	Yds.	Avg.	Long	TD	NFL/NFC Rank
1987	Walker, Herschel .....	60	715	11.9	44	1	5/4
1988	Alexander, Ray .....	54	788	14.6	50t	6	34/21
1989	Martin, Kelvin .....	46	644	14.0	46	2	53/26
1990	Martin, Kelvin .....	64	732	11.4	45	0	17/9
1991	Irvin, Michael .....	93	1,523	16.4	66t	8	2/1
1992	Irvin, Michael .....	78	1,396	17.9	87t	7	7/4
1993	Irvin, Michael .....	88	1,330	15.1	61t	7	3/3

**PUNTING**

Year	Player	No.	Avg.	Long	Had Blocked	NFL/NFC Rank
1960	Sherer, Dave .....	57	42.5	67	1	7
1961	*Green, Allen .....	61	36.7	53	1	14
1962	Baker, Sam .....	57	45.4	72	0	3
1963	Baker, Sam .....	71	44.2	64	0	7
1964	*Lothridge, Billy .....	62	40.3	75	1	15
1965	Villaneuva, Danny .....	60	41.8	58	0	10
1966	Villaneuva, Danny .....	65	39.2	58	1	13
1967	Villaneuva, Danny .....	67	40.4	57	0	9
1968	Widby, Ron .....	59	40.9	84	0	5
1969	Widby, Ron .....	63	43.3	62	0	2
1970	Widby, Ron .....	69	41.3	59	1	10/2
1971	Widby, Ron .....	56	41.6	59	1	8/3
1972	*Bateman, Marv .....	51	38.2	61	0	24/13
1973	Bateman, Marv .....	55	41.6	62	2	11/7
1974	*Carrell, Duane .....	40	39.8	59	0	11/5
1975	*Hoopes, Mitch .....	68	39.4	55	1	16/9
1976	White, Danny .....	70	38.4	54	2	20/9
1977	White, Danny .....	80	39.6	57	1	12/8
1978	White, Danny .....	76	40.5	56	1	8/5
1979	White, Danny .....	76	41.7	73	0	4/2
1980	White, Danny .....	71	40.9	58	0	10/5
1981	White, Danny .....	81	40.8	60	0	14/8
1982	White, Danny .....	37	41.7	56	0	8/5
1983	White, Danny .....	38	40.6	50	1	DNQ
1984	White, Danny .....	82	38.4	54	0	28/14
1985	*Saxon, Mike .....	81	41.9	57	1	13/8
1986	Saxon, Mike .....	86	40.7	58	1	15/9
1987	Saxon, Mike .....	68	39.5	63	0	20/10
1988	Saxon, Mike .....	80	40.9	55	0	10/4
1989	Saxon, Mike .....	79	40.9	56	2	10/6
1990	Saxon, Mike .....	79	43.2	62	0	4/2
1991	Saxon, Mike .....	57	42.6	64	0	11/6
1992	Saxon, Mike .....	61	43.0	58	0	9/5
1993	*Jett, John .....	56	41.8	59	0	21/10

**SCORING**

Year	Player	TD	PAT	FG	Tot.	NFL/NFC Rank
1960	Cone, Fred .....	0	21	6	39	27
1961	Clarke, Frank .....	9	0	0	54	22
1962	Baker, Sam .....	0	50	14	92	6
1963	Baker, Sam .....	0	38	9	65	14
1964	*VanRaaphorse, Dick .....	0	28	14	70	13
1965	Villaneuva, Danny .....	0	37	16	85	10
	*Rookie					

**THE RECORDS**

*Leaders By Years, Cont.*

**SCORING (Cont.)**

Year	Player	TD	PAT	FG	Tot.	NFL/NFC Rank
1966	Villaneuva, Danny .....	0	56	17	107	2
1967	Hayes, Bob .....	11	0	0	66	16
	Reeves, Dan .....	11	0	0	66	
1968	Clark, Mike .....	0	54	17	105	2
1969	Clark, Mike .....	0	43	20	103	2
1970	Clark, Mike .....	0	35	18	89	12/8
1971	Clark, Mike .....	0	47	13	86	13/7
1972	Fritsch, Toni .....	0	36	21	99	7/3
1973	Fritsch, Toni .....	0	43	18	97	11/7
1974	*Herrera, Efen .....	0	33	8	57	26/9
1975	Fritsch, Toni .....	0	38	22	104	3/2
1976	Herrera, Efen .....	0	34	18	88	6/4
1977	Herrera, Efen .....	0	39	18	93	3/2
1978	Septien, Rafael .....	0	46	16	94	5/2
1979	Septien, Rafael .....	0	40	19	97	8/3
1980	Septien, Rafael .....	0	59	11	92	13/6
1981	Septien, Rafael .....	0	40	27	121	1/1
1982	Septien, Rafael .....	0	28	10	58	11/5
1983	Septien, Rafael .....	0	57	22	123	5/5
1984	Septien, Rafael .....	0	33	23	102	13/6
1985	Septien, Rafael .....	0	42	19	99	17/8
1986	Septien, Rafael .....	0	43	15	88	20/9
1987	Ruzek, Roger .....	0	26	22	92	5/3
1988	Ruzek, Roger .....	0	27	12	63	36/17
1989	Ruzek, Roger .....	0	14	5	29	DNQ
1990	*Willis, Ken .....	0	26	18	80	25/13
1991	Willis, Ken .....	0	37	27	118	3/2
1992	*Elliott, Lin .....	0	47	24	119	4/3
1993	Murray, Eddie .....	0	38	28	122	6/3

**FIELD GOALS**

Year	Player	Att.	Made	Pct.	Long	NFL/NFC Rank
1960	Cone, Fred .....	13	6	.462	45	12
1961	Bielski, Dick .....	9	6	.667	42	13
1962	Baker, Sam .....	27	14	.519	53	3
1963	Baker, Sam .....	20	9	.450	53	12
1964	*VanRaaphorst, Dick .....	29	14	.483	43	8
1965	Villaneuva, Danny .....	27	16	.593	41	7
1966	Villaneuva, Danny .....	31	17	.548	37	8
1967	Villaneuva, Danny .....	23	9	.391	34	14
1968	Clark, Mike .....	29	17	.586	50	7
1969	Clark, Mike .....	36	20	.555	47	5
1970	Clark, Mike .....	27	18	.667	43	7/4
1971	Clark, Mike .....	25	13	.520	48	19/9
1972	Fritsch, Toni .....	36	21	.583	54	18/8
1973	Fritsch, Toni .....	28	18	.643	37	12/4
1974	*Herrera, Efen .....	13	6	.615	39	11/5
1975	Fritsch, Toni .....	35	22	.629	43	14/8
1976	Herrera, Efen .....	23	18	.783	46	1/1
1977	Herrera, Efen .....	29	18	.621	52	12/1
1978	Septien, Rafael .....	26	16	.615	48	17/9
1979	Septien, Rafael .....	29	19	.655	51	9/4
1980	Septien, Rafael .....	17	11	.647	52	13/7
1981	Septien, Rafael .....	35	27	.771	47	4/3
	*Rookie					

**THE RECORDS**

*Leaders By Years, Cont.*

**FIELD GOALS (Cont.)**

Year	Player	Att.	Made	Pct.	Long	NFL/NFC Rank
1982	Septien, Rafael .....	14	10	.714	53	13/6
1983	Septien, Rafael .....	27	22	.815	47	7/3
1984	Septien, Rafael .....	29	23	.793	52	4/3
1985	Septien, Rafael .....	28	19	.679	53	18/9
1986	Septien, Rafael .....	21	15	.714	50	11/5
1987	Ruzek, Roger .....	25	22	.880	49	2/1
1988	Ruzek, Roger .....	22	12	.546	50	25/14
1989	Zendejas, Luis .....	9	5	.556	47	DNQ
1990	*Willis, Ken .....	25	18	.720	49	17/8
1991	Willis, Ken .....	39	27	.692	54	21/11
1992	*Elliott, Lin .....	35	24	.686	53	18/10
1993	Murray, Eddie .....	33	28	.848	52	5/3

**KICKOFF RETURNS**

Year	Player	No.	Yds.	Avg.	Long	TD	NFL/NFC Rank
1960	Franckhauser, Tom .....	26	526	20.2	46	0	19
1961	*Marsh, Amos .....	26	667	25.7	79	0	13
1962	Marsh, Amos .....	29	725	25.0	101t	1	10
1963	*Stiger, Jim .....	18	432	24.0	66	0	12
1964	*Renfro, Mel .....	40	1,017	25.4	65	0	7
1965	Renfro, Mel .....	21	630	30.0	100t	1	4
1966	Renfro, Mel .....	19	487	25.6	87t	1	9
1967	Garrison, Walt .....	20	366	18.3	36	0	23
1968	Baynham, Craig .....	23	590	25.7	40	0	7
1969	*Flowers, Richmond .....	11	283	25.7	30	0	29
1970	*Thomas, Duane .....	19	416	21.9	33	0	23/10
1971	Harris, Cliff .....	29	823	28.4	77	0	4/4
1972	Harris, Cliff .....	26	615	23.7	44	0	23/11
1973	Montgomery, Mike .....	6	175	29.2	63	0	DNQ
1974	*Morgan, Dennis .....	35	823	23.5	43	0	21/11
1975	Pearson, Preston .....	16	391	24.4	42	0	13/7
1976	*Johnson, Butch .....	28	693	24.8	74	0	11/5
1977	Johnson, Butch .....	22	536	24.4	64	0	9/5
1978	Johnson, Butch .....	29	603	20.8	56	0	27/12
1979	*Springs, Ron .....	38	780	20.5	70	0	25/12
1980	*Jones, James .....	32	720	22.5	41	0	11/6
1981	Jones, James .....	27	517	19.1	33	0	36/17
1982	Fellows, Ron .....	16	359	22.4	35	0	16/9
1983	Fellows, Ron .....	43	855	19.9	53	0	26/12
1984	Allen, Gary .....	33	666	20.2	34	0	24/11
1985	*Lavette, Robert .....	34	682	20.1	34	0	27/13
1986	Lavette, Robert .....	36	699	19.4	37	0	27/12
1987	Clack, Darryl .....	29	635	21.9	48	0	9/7
1988	Burbage, Cornell .....	20	448	22.4	53	0	9/2
1989	*Dixon, James .....	47	1,181	25.1	97t	1	5/2
1990	Dixon, James .....	36	736	20.4	47	0	13/7
1991	Wright, Alexander .....	21	514	24.5	102t	1	3/2
1992	Martin, Kelvin .....	24	503	21.0	59	0	13/10
1993	*Williams, Kevin .....	31	689	22.2	49	0	8/6

**PUNT RETURNS**

Year	Player	No.	Yds.	Avg.	Long	TD	NFL/NFC Rank
1960	Butler, Bill .....	13	131	10.1	46	0	2
	*Rookie						

THE RECORDS

Leaders By Years, Cont.

PUNT RETURNS (Cont.)

Year	Player	No.	Yds.	Avg.	Long	TD	NFL/NFC
							Rank
1961	*Marsh, Amos	14	71	5.1	19	0	14
1962	Lockett, J.W.	8	45	5.6	17	0	14
1963	*Stiger, Jim	14	141	10.1	45	0	6
1964	*Renfro, Mel	32	418	13.1	69t	1	3
1965	Renfro, Mel	24	145	6.0	35	0	9
1966	Hayes, Bob	17	106	6.2	18	0	7
1967	Hayes, Bob	24	276	11.5	69t	1	2
1968	Hayes, Bob	15	312	20.8	90t	2	1
1969	Hayes, Bob	18	179	9.9	50	0	3
1970	Hayes, Bob	15	116	7.7	34	0	20/7
1971	Harris, Cliff	17	129	7.6	35	0	11/4
1972	Harris, Cliff	19	78	4.1	21	0	21/11
1973	*Richards, Golden	21	139	6.6	46	0	23/10
1974	*Morgan, Dennis	19	287	15.1	98t	1	3/2
1975	Richards, Golden	28	288	10.3	43t	1	12/5
1976	*Johnson, Butch	45	489	10.9	55	0	8/4
1977	Johnson, Butch	50	423	8.5	38	0	20/7
1978	Johnson, Butch	51	401	7.9	23	0	18/9
1979	*Wilson, Steve	35	236	6.8	13	0	20/7
1980	*Jones, James	54	548	10.1	52	0	5/4
1981	Jones, James	33	188	5.7	17	0	28/14
1982	Fellows, Ron	25	189	7.6	17	0	18/8
1983	Hill, Rod	30	232	7.7	37	0	20/10
1984	Allen, Gary	54	446	8.3	18	0	16/8
1985	Bates, Bill	22	152	6.9	21	0	20/8
1986	Banks, Gordon	27	160	5.9	20	0	22/11
1987	*Martin, Kelvin	22	216	9.8	38	0	12/7
1988	Martin, Kelvin	44	360	8.2	21	0	17/7
1989	Shepard, Derrick	24	160	6.7	17	0	—
1990	Shepard, Derrick	20	121	6.1	13	0	20/13
1991	Martin, Kelvin	21	244	11.6	85t	1	3/3
1992	Martin, Kelvin	42	532	12.7	79t	2	2/2
1993	*Williams, Kevin	36	381	10.6	64t	2	8/3

INTERCEPTIONS

Year	Player	No.	Yds.	Avg.	Long	TD	NFL/NFC
							Rank
1960	Bishop, Don	3	13	4.3	13	0	25
	Franckhauser, Tom	3	11	3.7	9	0	
1961	Bishop, Don	8	172	21.5	57	0	2
1962	Bishop, Don	6	134	22.3	44	0	9
1963	Green, Cornell	7	211	30.1	55	0	6
1964	*Renfro, Mel	7	110	15.7	39t	1	4
1965	Green, Cornell	3	49	16.3	43	0	27
	Livingston, Warren	3	5	1.7	5	0	
	*Logan, Obert	3	5	1.7	3	0	
1966	Green, Cornell	4	88	22.0	41	1	21
1967	Green, Cornell	7	52	7.4	28	0	7
	Renfro, Mel	7	38	5.4	30	0	
1968	Howley, Chuck	6	115	19.2	58	1	11
1969	Renfro, Mel	10	118	11.8	41	0	1
1970	*Waters, Charlie	5	45	9.0	20	0	16/9
1971	Adderley, Herb	6	182	30.3	46	0	9/4
1972	Waters, Charlie	6	132	22.0	56	1	7/3
	*Rookie						

**THE RECORDS**

*Leaders By Years, Cont.*

**INTERCEPTIONS (Cont.)**

Year	Player	No.	Yds.	Avg.	Long	TD	NFL/NFC Rank
1973	Jordan, Lee Roy .....	6	78	13.0	31t	1	4/2
1974	Harris, Cliff .....	3	8	2.7	8	0	42/20
1975	Jordan, Lee Roy .....	6	80	13.3	38	0	7/4
1976	Washington, Mark .....	4	49	12.3	22	0	24/11
1977	Harris, Cliff .....	5	7	1.4	7	0	16/7
1978	Barnes, Benny .....	5	72	14.4	38	0	25/14
1979	Hughes, Randy .....	2	91	45.5	68	0	93/45
	Harris, Cliff .....	2	35	17.5	20	0	
	Barnes, Benny .....	2	20	10.0	11	0	
	Lewis, D.D. ....	2	8	4.0	5	0	
	Kyle, Aaron .....	2	0	0.0	0	0	
1980	Thurman, Dennis .....	5	114	22.8	78t	1	24/10
	Waters, Charlie .....	5	78	15.6	29	0	
1981	*Walls, Everson .....	11	133	12.1	33	0	1/1
1982	Walls, Everson .....	7	61	8.7	37	0	1/1
1983	Thurman, Dennis .....	6	49	8.2	34	0	15/8
1984	Downs, Michael .....	7	126	18.0	27t	1	4/2
1985	Walls, Everson .....	9	31	3.4	19	0	1/1
1986	Downs, Michael .....	6	54	9.0	31	0	11/7
1987	Walls, Everson .....	5	38	7.6	30	0	7/4
1988	Williams, Robert .....	2	18	9.0	12	0	81/47
	Downs, Michael .....	2	3	1.5	3	0	
	Walls, Everson .....	2	0	0.0	0	0	
1989	Lockhart, Eugene .....	2	14	7.0	12	0	81/41
1990	Holt, Issiac .....	3	72	24.0	64t	1	33/17
	Washington, James .....	3	24	8.0	13	0	
1991	Holt, Issiac .....	4	2	0.5	2	0	23/13
1992	Washington, James .....	3	31	10.3	16	0	43/20
	Gant, Kenneth .....	3	19	6.3	11	0	
1993	Smith, Kevin .....	6	56	9.3	32t	1	7/2

**TACKLES**

Year	Player	Solo	Assists	Total
1979	Breunig, Bob .....	81	86	167
1980	Breunig, Bob .....	69	60	129
1981	Breunig, Bob .....	63	51	114
1982	Downs, Michael .....	49	21	70
1983	Breunig, Bob .....	69	57	126
1984	Downs, Michael .....	96	40	136
1985	Lockhart, Eugene .....	69	59	128
1986	Lockhart, Eugene .....	77	44	121
1987	Downs, Michael .....	58	28	86
1988	Bates, Bill .....	85	39	124
1989	Lockhart, Eugene .....	154	68	222
1990	Lockhart, Eugene .....	72	67	139
1991	Del Rio, Jack .....	77	53	130
1992	Norton, Ken .....	64	56	120
1993	Norton, Ken .....	93	66	159

\*Rookie

## Cowboys Individual Records

1960 -- 12 games; 1961-77 -- 14 games; 1978-93 -- 16 games.

NOTE: The 1982 regular season was reduced to nine games and the 1987 season to 15 games due to players' strikes.

## SERVICE

## Most Seasons

- 15 Ed Jones, 1974-78, 1980-89
- 14 Bob Lilly, 1961-74
- 14 Lee Roy Jordan, 1963-76
- 14 Jethro Pugh, 1965-78
- 14 Randy White, 1975-88
- 14 Tom Rafferty, 1976-89

## Most Games Played

- 224 Ed Jones, 1974-78, 1980-89
- 209 Randy White, 1975-88
- 204 Tom Rafferty, 1976-89

## Most Consecutive Games Played

- 196 Bob Lilly, 1961-74
- 168 Cornell Green, 1962-74
- 167 Tom Rafferty, 1976-87

## Most Games Started

- 203 Ed Jones, 1974-78, 1980-89
- 194 Bob Lilly, 1961-74
- 183 Tom Rafferty, 1976-89

## Most Consecutive Games Started

- 154 Lee Roy Jordan, 1966-76
- 145 Cornell Green, 1964-74
- 135 Bob Lilly, 1965-74
- 135 D.D. Lewis, 1972-81

## SCORING

## Most Seasons Leading Team

- 9 Rafael Septien, 1978-86
- 4 Mike Clark, 1968-71

## Most Consecutive Seasons Leading Team

- 9 Rafael Septien, 1978-86
- 4 Mike Clark, 1968-71

## POINTS

## Career

- 874 Rafael Septien, 1978-86 (388-pat, 162-fg)
- 516 Tony Dorsett, 1977-87 (86-td)
- 456 Bob Hayes, 1965-74 (76-td)

## Season

- 123 Rafael Septien, 1983 (57-pat, 22-fg)
- 122 Eddie Murray, 1993 (38-pat, 28-fg)
- 121 Rafael Septien, 1981 (40-pat, 27-fg)

## Most Seasons, 100 or More Points

- 2 Mike Clark, 1968-69
- 2 Rafael Septien, 1981, 1983

## Season, Rookie

- 119 Lin Elliott, 1992 (47-pat, 24-fg)
- 80 Ken Willis, 1990 (26-pat, 18-fg)
- 78 Bob Hayes, 1965 (13-td)
- 78 Tony Dorsett, 1977 (13-td)

## Game

- 24 Dan Reeves, vs. Atl., 11/5/67 (4 TDs)
- 24 Bob Hayes, vs. Hou., 12/20/70 (4 TDs)
- 24 Calvin Hill, @ Buf., 9/19/71 (4 TDs)
- 24 Duane Thomas, vs. StL., 12/18/71 (4 TDs)
- 24 Emmitt Smith, vs. Pho., 12/16/90 (4 TDs)

## Game, Opponent

- 24 Dick James, @ Wash., 12/17/61
- 24 Harold Jackson, @ Rams, 10/14/73

## Most Consecutive Games Scoring

- 111 Rafael Septien, 1978-85

## TOUCHDOWNS

## Most Seasons Leading Team

- 7 Tony Dorsett, 1977-78, 1980, 1982-85
- 4 Bob Hayes, 1965, 1967-68, 1970
- 4 Herschel Walker, 1986-89
- 4 Emmitt Smith, 1990-93

## Most Consecutive Seasons Leading Team

- 4 Tony Dorsett, 1982-85
- 4 Herschel Walker, 1986-89
- 4 Emmitt Smith, 1990-93

## Career

- 86 Tony Dorsett, 1977-87 (72-r, 13-p, 1-ret.)
- 76 Bob Hayes, 1965-74 (2-r, 71-p, 3-ret.)
- 53 Emmitt Smith, 1990-93 (50-r, 3-p)

## Season

- 19 Emmitt Smith, 1992 (18-r, 1p)
- 16 Dan Reeves, 1966 (8-r, 8-p)
- 14 Frank Clarke, 1962 (14-p)

## Season, Rookie

- 13 Bob Hayes, 1965 (1-r, 12-p)
- 13 Tony Dorsett, 1977 (12-r, 1-p)

## Game

- 4 Dan Reeves, vs. Atl., 11/5/67 (2-r, 2-p)
- 4 Bob Hayes, vs. Hou., 12/20/70 (4-p)
- 4 Calvin Hill, @ Buf., 9/19/71 (4-r)
- 4 Duane Thomas, vs., StL., 12/18/71 (3-r, 1-p)
- 4 Emmitt Smith, vs. Pho., 12/16/90 (4-r)

## Game, Opponent

- 4 Dick James, @ Wash., 12/17/61 (3-r, 1-p)
- 4 Harold Jackson, @ Rams, 10/14/73 (4-p)

## Most Consecutive Games Scoring Touchdown

- 7 Frank Clarke, 1961-62
- 7 Bob Hayes, 1965-66
- 6 Five times, last by Emmitt Smith, 1993

## POINTS AFTER TOUCHDOWN

## Most Attempted, Career

- 398 Rafael Septien, 1978-86
- 182 Mike Clark, 1968-71, 1973
- 128 Danny Villanueva, 1965-67

## Most Attempted, Season

- 60 Rafael Septien, 1980
- 59 Rafael Septien, 1983
- 56 Danny Villanueva, 1966

## Most Attempted, Game

- 8 Danny Villanueva, vs. Phil., 10/19/66
- 8 Mike Clark, vs. Det., 9/15/68
- 8 Rafael Septien, vs. S.F., 10/12/80

**THE RECORDS**

*Cowboys Individual Records (Cont.)*

**Most Made, Career**

- 388 Rafael Septien, 1978-86
- 180 Mike Clark, 1968-71, 1973
- 125 Danny Villanueva, 1965-67

**Most Made, Season**

- 59 Rafael Septien, 1980
- 57 Rafael Septien, 1983
- 56 Danny Villanueva, 1966

**Most Made, Game**

- 8 Rafael Septien, vs. S.F., 10/12/80
- 8 Mike Clark, vs. Det., 9/15/68
- 8 Danny Villanueva, vs. Phil., 10/19/66

**Game, Opponent**

- 7 Gerry Perry, @ StL., 12/9/62

**Most Consecutive Made**

- 100 Danny Villanueva, 1965-67
- 99 Mike Clark, 1969-1971
- 88 Rafael Septien, 1980-83

**Highest Percentage Made, Career** (200 made)

- 97.5 Rafael Septien (398-388)

**Most Made, No Misses, Season**

- 56 Danny Villanueva, 1966
- 54 Mike Clark, 1968
- 47 Mike Clark, 1971

**FIELD GOALS**

**Most Attempted, Career**

- 226 Rafael Septien, 1978-88
- 119 Mike Clark, 1968-71, 1973
- 107 Toni Fritsch, 1971-73, 1975

**Most Attempted, Season**

- 39 Ken Willis, 1991
- 36 Toni Fritsch, 1972
- 36 Mike Clark, 1969

**Most Attempted, Game**

- 7 Mike Clark, @ Chi., 11/24/68
- 6 Toni Fritsch, vs. Rams, 9/21/75

**Most Attempted, Opponent/Game**

- 7 Sam Baker, @ Phil., 12/5/65

**Most Made, Career**

- 162 Rafael Septien, 1978-88
- 69 Mike Clark, 1968-71, 1973
- 66 Toni Fritsch, 1971-73, 1975

**Most Made, Season**

- 28 Eddie Murray, 1993
- 27 Rafael Septien, 1981
- 27 Ken Willis, 1991

**Most Made, Season, Rookie**

- 24 Lin Elliott, 1992
- 18 Ken Willis, 1990
- 14 Dick Van Raaphorst, 1964

**Most Made, Game**

- 5 Roger Ruzek, @ Rams, 12/21/87
- 5 Eddie Murray, vs. G.B., 10/3/93

**Most Made, Opponent, Game**

- 4 Many times, last by Al Del Greco, @ Hou., 11/10/91

**Most Made, No Misses, Game**

- 5 Roger Ruzek, @ Rams, 12/21/87
- 5 Eddie Murray, vs. G.B., 10/3/93

**Most Made, One Quarter**

- 4 Roger Ruzek, vs. Gia., 11/2/87

**Most Consecutive Field Goals Made**

- 13 Lin Elliott, 1992
- 10 Eddie Murray, 1993
- 9 Rafael Septien, 1981
- 9 Ken Willis, 1991

**Most Consecutive Games Made**

- 11 Lin Elliott, 1992-93
- 10 Mike Clark, 1969-70
- 10 Toni Fritsch, 1972-73
- 10 Toni Fritsch, 1975

**Longest Field Goal**

- 54 Toni Fritsch, @ Gia., 9/24/72
- 54 Ken Willis, @ Cle., 9/1/91
- 53 6 times, last by Lin Elliott @ Den., 12/6/92

**Longest Field Goal, Opponent**

- 59 Tony Franklin, vs. Phil., 11/12/79
- 55 Fred Steinfort, @ Den., 9/14/80
- 55 Chip Lohmiller, @ Wash., 9/23/90

**Most Made, 50 or More Yards, Career**

- 8 Rafael Septien, 1978-86
- 4 Ken Willis, 1990-91

**Most Made, 50 or More Yards, Season**

- 4 Ken Willis, 1991
- 3 Lin Elliott, 1992
- 3 Eddie Murray, 1993

**Most Made, 50 or More Yards, Game**

- 2 Eddie Murray, @ Minn., 12/19/83

**Highest Field Goal Percentage, Career**  
(100 made)

- 71.7 Rafael Septien, 1978-86 (226-162)

**Highest Field Goal Percentage, Season**  
(Qualifiers)

- 88.0 Roger Ruzek, 1987 (22-25)
- 84.8 Eddie Murray, 1993
- 81.5 Rafael Septien, 1983 (22-27)

**Highest Field Goal Percentage, Season, Rookie** (Qualifiers)

- 72.0 Ken Willis, 1990 (18-25)
- 68.6 Lin Elliott, 1992 (24-35)
- 61.5 Efen Herrera, 1974 (8-13)

**SAFETIES**

**Most, Career**

- 2 Jethro Pugh, 1965-78
- 2 Benny Barnes, 1972-82
- 2 Harvey Martin, 1973-83

**Most, Season**

- 2 Benny Barnes, 1973

**Most, Game**

- 1 By many, last by Issiac Holt, vs. Wash., 9/7/92

**RUSHING**

**Most Seasons Leading Team**

- 10 Tony Dorsett, 1977-86
- 7 Don Perkins, 1961-65, 1967-68
- 4 Calvin Hill, 1969, 1972-74
- 4 Emmitt Smith, 1990-93

**Most Consecutive Seasons Leading Team**

- 10 Tony Dorsett, 1977-86
- 5 Don Perkins, 1961-65
- 4 Emmitt Smith, 1990-93



## Cowboys Individual Records (Cont.)

**Most Consecutive Games Leading Team**

- 32 Emmitt Smith, 1990-92  
26 Herschel Walker, 1987-88

**ATTEMPTS****Career**

- 2,755 Tony Dorsett, 1977-87  
1,500 Don Perkins, 1961-68  
1,262 Emmitt Smith, 1990-93

**Season**

- 373 Emmitt Smith, 1992  
365 Emmitt Smith, 1991  
361 Herschel Walker, 1988

**Season, Rookie**

- 241 Emmitt Smith, 1990  
208 Tony Dorsett, 1977  
204 Calvin Hill, 1969

**Game**

- 34 Emmitt Smith, @ Wash., 11/24/91  
32 6 times, last by Emmitt Smith, @ N.Y. Giants, 1/2/94

**Game Opponent**

- 38 Walter Payton, Chi., 11/26/81  
33 Earl Campbell, Hou., 11/22/79  
33 George Rogers, N.O., 12/19/82  
33 Christian Okoye, @ K.C., 10/22/89

**YARDS GAINED****Career**

- 12,036 Tony Dorsett, 1977-87  
6,217 Don Perkins, 1961-68  
5,699 Emmitt Smith, 1990-93

**Season**

- 1,713 Emmitt Smith, 1992  
1,646 Tony Dorsett, 1981  
1,563 Emmitt Smith, 1991  
1,514 Herschel Walker, 1988  
1,486 Emmitt Smith, 1993

**Season, Rookie**

- 1,007 Tony Dorsett, 1977  
942 Calvin Hill, 1969  
937 Emmitt Smith, 1990

**Game**

- 237 Emmitt Smith, @ Phil., 10/31/93  
206 Tony Dorsett, vs. Phil., 12/4/77  
183 Tony Dorsett, @ Gia., 11/9/80

**Game, Rookie**

- 206 Tony Dorsett, vs. Phil., 12/4/77  
150 Calvin Hill, @ Wash., 11/16/69  
141 Tony Dorsett, @ StL., 10/9/77

**Game, Opponent**

- 232 Jim Brown, vs. Clev., 9/22/63  
206 Greg Bell, @ Buf., 11/18/84  
195 Earl Campbell, vs. Hou., 11/22/79

**Longest Run (All TDs)**

- 99 Tony Dorsett, @ Minn., 1/3/83  
84 Herschel Walker, vs. Phil., 12/14/86  
84 Tony Dorsett, vs. Phil., 12/4/77

**Longest Run, Opponent (All TDs)**

- 85 Greg Bell, @ Buf., 11/18/84  
77 Keith Byars, vs. Mia., 11/25/93

**Most Seasons, 1,000 or More Yards**

- 8 Tony Dorsett, 1977-81, 1983-85  
3 Emmitt Smith, 1991-93  
2 Calvin Hill, 1972-73

**Most Consecutive Seasons,****1,000 or More Yards**

- 5 Tony Dorsett, 1977-81  
3 Tony Dorsett, 1983-85  
3 Emmitt Smith, 1991-93

**Most Games, 100 or More Yards, Career**

- 43 Tony Dorsett, 1977-87  
25 Emmitt Smith, 1990-92  
16 Calvin Hill, 1969-74

**Most Games, 100 or More Yards, Season**

- 9 Tony Dorsett, 1981  
8 Tony Dorsett, 1983  
8 Emmitt Smith, 1991

**Most Consecutive Games, 100 or More Yards**

- 4 Tony Dorsett, 1979  
3 Tony Dorsett, 1981  
3 Tony Dorsett, 1983  
3 Emmitt Smith, 1991

**AVERAGE GAIN****Career (700 att.)**

- 4.52 Emmitt Smith, 1990-93 (1,262-5,699)  
4.37 Tony Dorsett, 1977-87 (2,755-12,036)  
4.32 Walt Garrison, 1966-74 (899-3,886)

**Season (Qualifiers)**

- 5.57 Amos Marsh, 1962 (144-802)  
5.32 Duane Thomas, 1970 (151-803)  
5.25 Emmitt Smith, 1993 (283-1,486)

**Game (10 att.)**

- 12.1 Walt Garrison, vs. Wash., 12/9/72 (10-121)  
10.9 Amos Marsh, @ Wash., 11/4/62 (10-109)  
10.8 Dan Reeves, vs. Wash., 12/11/66 (10-108)

**TOUCHDOWNS****Most Seasons Leading Team**

- 7 Tony Dorsett, 1977, 1979-80, 1982-85  
6 Don Perkins, 1961-64, 1966-67  
4 Herschel Walker, 1986-89  
4 Emmitt Smith, 1990-93

**Most Consecutive Seasons Leading Team**

- 4 Don Perkins, 1961-64  
4 Tony Dorsett, 1982-85  
4 Herschel Walker, 1986-89  
4 Emmitt Smith, 1990-93

**Career**

- 72 Tony Dorsett, 1977-87  
50 Emmitt Smith, 1990-93  
42 Don Perkins, 1961-88

**Season**

- 18 Emmitt Smith, 1992  
12 Tony Dorsett, 1977  
12 Herschel Walker, 1986  
12 Emmitt Smith, 1991

**Season, Rookie**

- 12 Tony Dorsett, 1977  
11 Emmitt Smith, 1990

**Game**

- 4 Calvin Hill, @ Buf., 9/19/71  
4 Emmitt Smith, vs. Pho., 12/16/90

**Game, Opponent**

- 3 Jim Taylor, @ G.B., 11/13/60  
3 Dick James, vs. Wash., 12/17/61  
3 Cleveland Gary, @ Rams, 11/18/90

**THE RECORDS**

*Cowboys Individual Records (Cont.)*

**Most Consecutive Games Rushing for Touchdown**

- 6 Tony Dorsett, 1977
- 6 Tony Dorsett, 1980
- 6 Emmitt Smith, 1993

**PASSING**

**Most Seasons Leading Team**

- 8 Roger Staubach, 1971, 1973-79
- 7 Danny White, 1980-85, 1987
- 6 Don Meredith, 1963-68

**Most Consecutive Seasons Leading Team**

- 7 Roger Staubach, 1973-79
- 6 Don Meredith, 1963-68
- 6 Danny White, 1980-85

**RATING**

**Highest, Career (1,500 att.)**

- 83.5 Roger Staubach, 1969-79
- 81.7 Danny White, 1976-88
- 81.0 Troy Aikman, 1989-93

**Highest, Season (Qualifiers)**

- 104.8 Roger Staubach, 1971
- 99.0 Troy Aikman, 1993
- 94.6 Roger Staubach, 1973

**Highest, Rookie, Season (Qualifiers)**

- 55.7 Troy Aikman, 1989

**ATTEMPTS**

**Career**

- 2,958 Roger Staubach, 1969-79
- 2,950 Danny White, 1976-88
- 2,308 Don Meredith, 1960-68

**Season**

- 533 Danny White, 1983
- 473 Troy Aikman, 1992
- 461 Roger Staubach, 1979

**Season, Rookie**

- 293 Troy Aikman, 1989
- 219 Steve Walsh, 1989

**Game**

- 49 Roger Staubach, @ Phil., 10/26/75
- 49 Gary Hogeboom, @ S.F., 12/22/85
- 49 Danny White, @ Wash., 12/13/87
- 49 Steve Walsh, vs. Phoe., 10/29/89

**Game, Opponent**

- 56 Warren Moon, @ Hou., 11/10/91
- 54 Neil Lomax, vs. STL., 12/27/87
- 54 Mark Rypien, vs. Wash., 11/22/90

**COMPLETIONS**

**Career**

- 1,761 Danny White, 1976-88
- 1,685 Roger Staubach, 1969-79
- 1,191 Troy Aikman, 1989-93

**Season**

- 334 Danny White, 1983
- 302 Troy Aikman, 1992
- 271 Troy Aikman, 1993

**Season, Rookie**

- 155 Troy Aikman, 1989
- 110 Steve Walsh, 1989

**Game**

- 33 Gary Hogeboom, @ Rams, 9/3/84
- 32 Steve Pelluer, @ Phil., 10/23/88
- 31 Danny White, @ S.D., 11/13/83
- 31 Danny White, @ Gia., 10/6/85
- 31 Troy Aikman, @ G.B., 10/6/91

**Game, Opponent**

- 41 Warren Moon, @ Hou., 11/10/91
- 30 Wade Wilson, @ Atl., 12/21/92
- 28 7 times, last by Chris Chandler, vs. Pho., 9/20/92

**Consecutive Passes Completed**

- 14 Steve Pelluer, vs. Sea., 11/27/86
- 13 Troy Aikman, @ Atl., 12/21/92
- 12 Roger Staubach, vs. Balt., (11), 9/4/78; vs. Gia. (1), 9/10/78
- 12 Danny White, @ Phil., 11/6/83
- 12 Troy Aikman, @ G.B., 10/6/91

**COMPLETION PERCENTAGE**

**Career (1,500 att.)**

- 62.0 Troy Aikman, 1989-93 (1,920-1,191)
- 59.7 Danny White, 1976-88 (2,950-1,761)
- 57.0 Roger Staubach, 1969-79 (2,958-1,685)

**Season (Qualifiers)**

- 69.1 Troy Aikman, 1993 (271-392)
- 65.3 Troy Aikman, 1991 (363-237)
- 63.8 Troy Aikman, 1992 (473-302)

**Season, Rookie (Qualifiers)**

- 52.9 Troy Aikman, 1989 (293-155)

**Game (20 attempts)**

- 87.5 Danny White, @ Phil., 11/6/83 (24-21)
- 85.7 Troy Aikman, @ Atl., 12/21/92 (21-18)
- 80.8 Troy Aikman, @ Gia., 9/30/90 (26-21)

**YARDS GAINED**

**Career**

- 22,700 Roger Staubach, 1969-79
- 21,959 Danny White, 1976-88
- 17,199 Don Meredith, 1960-68

**Season**

- 3,980 Danny White, 1983
- 3,586 Roger Staubach, 1979
- 3,445 Troy Aikman, 1992

**Season, Rookie**

- 1,749 Troy Aikman, 1989
- 1,371 Steve Walsh, 1989

**Game**

- 460 Don Meredith, @ S.F., 11/10/63
- 406 Don Meredith, @ Wash., 11/13/66
- 394 Don Meredith, @ Phil., 11/6/66

**Game, Rookie**

- 379 Troy Aikman, @ Pho., 11/12/89
- 294 Steve Walsh, vs. S.F., 10/15/89
- 264 Steve Walsh, vs. Pho., 10/29/89

**Game, Opponent**

- 466 Bill Wade, vs. Chi., 11/18/62
- 432 Phil Simms, @ Gia., 10/6/85
- 432 Warren Moon, @ Hou., 11/10/91

**Most Seasons, 3,000 or More Passing Yards**

- 4 Danny White, 1980-81, 1983, 1985
- 2 Roger Staubach, 1978-79
- 2 Troy Aikman, 1992-93

THE RECORDS

Cowboys Individual Records (Cont.)

**Most Games, 300 or More**

**Passing Yards, Career**

- 10 Danny White, 1976-88
- 7 Don Meredith, 1960-68
- 6 Roger Staubach, 1969-79

**Most Games, 300 or More Passing Yards, Season**

- 3 Don Meredith, 1966
- 3 Roger Staubach, 1979
- 3 Danny White, 1983

**Most Consecutive Games, 300 or More Passing Yards**

- 2 Don Meredith, 1963

**Longest Pass Completion (All TDs)**

- 95 Don Meredith, (to Hayes), vs. Wash., 11/13/66
- 91 Roger Staubach, (to Dorsett), vs. Balt., 9/4/78
- 89 Craig Morton, (to Hayes), @ K.C., 10/25/70

**Opponent/Longest Pass Completion (All TDs)**

- 94 Norm Sneed (to Rich Houston), @ Gia., 9/24/72
- 88 Sonny Jurgensen (to Charley Taylor), @ Wash., 11/16/69
- 86 Charlie Johnson (to Sonny Randle), vs. StL., 10/28/62

**AVERAGE GAIN**

**Career (1,500 att.)**

- 7.67 Roger Staubach, 1969-79 (1,685-22,700)
- 7.45 Don Meredith, 1960-68 (2,308-17,199)
- 7.44 Danny White, 1976-88 (1,761-21,959)

**Season (Qualifiers)**

- 8.92 Roger Staubach, 1971 (211-1,882)
- 8.79 Craig Morton, 1970 (207-1,819)
- 8.67 Craig Morton, 1969 (302-2,619)

**Game (20 att.)**

- 15.15 Don Meredith, vs. Phil., 10/9/66 (26-394)
- 14.92 Don Meredith, vs. Gia., 9/18/66 (24-358)
- 14.00 Don Meredith, @ Wash., 11/13/66 (29-406)

**TOUCHDOWNS**

**Career**

- 155 Danny White, 1976-88
- 153 Roger Staubach, 1969-79
- 135 Don Meredith, 1960-68

**Season**

- 29 Danny White, 1983
- 28 Danny White, 1980
- 27 Roger Staubach, 1979

**Season, Rookie**

- 9 Troy Aikman, 1989
- 5 Steve Walsh, 1989

**Game**

- 5 Eddie LeBaron, @ Pitt., 10/21/62
- 5 Don Meredith, vs. Gia., 9/18/66
- 5 Don Meredith, vs. Phil., 10/9/66
- 5 Don Meredith, vs. Phil., 9/29/68
- 5 Craig Morton, vs. Phil., 10/19/69
- 5 Craig Morton, vs. Hou., 12/20/70
- 5 Danny White, @ Gia., 10/20/83

**Game, Rookie**

- 4 Troy Aikman, vs. Rams, 12/3/89

**Game, Opponent**

- 6 Y.A. Tittle, @ Gia., 12/16/62

**Most Games, Four or More Touchdown Passes, Career**

- 8 Danny White, 1976-88
- 6 Don Meredith, 1960-68

**Most Games, Four or More Touchdown Passes, Season**

- 3 Don Meredith, 1966
- 2 Danny white, 1980

**Most Consecutive Games, Four or More Touchdown Passes**

- 1 By many, last by Troy Aikman, vs. Rams, 12/3/89

**Most Consecutive Games, Touchdown Pass**

- 12 Don Meredith, 1965-66
- 12 Roger Staubach, 1977-78
- 11 Danny White, 1983

**HAD INTERCEPTED**

**Career**

- 132 Danny White, 1976-88
- 111 Don Meredith, 1960-68
- 109 Roger Staubach, 1969-79

**Season**

- 25 Eddie LeBaron, 1960
- 25 Danny White, 1980
- 23 Danny White, 1983

**Game**

- 5 Eddie LeBaron, vs. Phil., 9/30/60
- 5 Eddie LeBaron, vs. StL., 11/5/61
- 5 Danny White, @ Gia., 11/9/80
- 5 Steve Pelluer, vs. Rai., 11/9/86

**Game, Opponent**

- 6 Pete Liske, @ Phil., 9/26/71

**Most Consecutive Passes Attempted, None Intercepted**

- 156 Don Meredith, 1965-66
- 151 Troy Aikman, 1993
- 149 Roger Staubach, 1978-79

**Most Attempts, No Interceptions, Game**

- 47 Danny White, @ S.D., 11/13/83
- 42 Troy Aikman, vs. Wash., 9/9/91
- 41 Troy Aikman, @ G.B., 10/6/91

**Most Attempts, No Interceptions, Game, Opponent**

- 56 Warren Moon, @ Hou., 11/10/91
- 46 Fran Tarkenton, vs. Gia., 10/11/71
- 46 Sonny Jurgensen, @ Wash., 11/13/66

**LOWEST PERCENTAGE PASSES INTERCEPTED**

**Career (1,500 att.)**

- 3.44 Troy Aikman, 1989-93 (1,920-66)
- 3.70 Roger Staubach, 1969-79 (2,958-109)
- 4.47 Danny White, 1976-88 (2,950-132)

**Season (Qualifiers)**

- 1.53 Troy Aikman, 1993 (392-6)
- 1.90 Roger Staubach, 1971 (211-4)
- 2.39 Roger Staubach, 1979 (461-11)

**Season, Rookie (Qualifiers)**

- 6.1 Troy Aikman, 1989 (293-18)

**THE RECORDS**

*Cowboys Individual Records (Cont.)*

**TIMES SACKED**

**Career**

- 311 Roger Staubach, 1969-79
- 251 Don Meredith, 1960-68
- 242 Danny White, 1976-88

**Season**

- 58 Don Meredith, 1964
- 47 Steve Pelluer, 1986
- 44 Danny White, 1987

**Game**

- 11 Steve Pelluer, @ S.D., 11/16/86
- 11 Troy Aikman, vs. Phil., 9/15/91
- 9 Craig Morton, @ G.B., 10/24/65

**Game, Opponent**

- 12 Warren Moon, @ Hou., 9/29/85
- 11 Greg Landry, vs. Det., 10/6/75
- 11 David Norrie, @ Jets, 10/4/87

**Highest Attempts/Sack Ratio, Career (1,500 att.)**

- 13.8 Troy Aikman, 1989-93 (1,920-139)
- 13.2 Danny White, 1976-88 (3,192-242)
- 10.5 Roger Staubach, 1969-79 (3,269-311)

**Highest Attempts/Sack Ratio, Season (Qualifiers)**

- 22.9 Eddie LeBaron, 1961 (275-12)
- 21.7 Steve Pelluer, 1988 (456-21)
- 21.6 Troy Aikman, 1992 (496-23)

**PASS RECEIVING**

**RECEPTIONS**

**Most Seasons Leading Team**

- 5 Drew Pearson, 1974-78
- 5 Tony Hill, 1979-82, 1985

**Most Consecutive Seasons Leading Team**

- 5 Drew Pearson, 1974-78
- 3 Lance Rentzel, 1967-69
- 3 Tony Hill, 1979-81
- 3 Michael Irvin, 1991-93

**Most Consecutive Games Leading or Tied Team Lead**

- 8 Michael Irvin, 1991-92
- 6 Lance Rentzel, 1968-69
- 6 Bob Hayes, 1966-67
- 6 Billy Howton, 1961-62

**Career**

- 489 Drew Pearson, 1973-83
- 479 Tony Hill, 1977-86
- 382 Tony Dorsett, 1977-87

**Season**

- 93 Michael Irvin, 1991
- 88 Michael Irvin, 1993
- 78 Michael Irvin, 1992

**Season, Rookie**

- 46 Bob Hayes, 1965
- 41 Mike Sherrard, 1986
- 32 Don Perkins, 1961
- 32 Michael Irvin, 1988

**Game**

- 13 Lance Rentzel, vs. Wash., 11/19/67
- 12 Emmitt Smith, @ Phoe., 11/22/92
- 12 Michael Irvin, vs. S.F., 10/17/93

**Game, Rookie**

- 8 Bob Hayes, vs. Phil., 10/10/65
- 7 Drew Pearson, vs. Mia., 11/22/73
- 7 Karl Powe, @ S.F., 12/22/85

**Game, Opponent**

- 12 J.R. Wilburn, @ Pitt., 10/22/67
- 12 Jerry Rice, vs. S.F., 11/11/90

**Most Consecutive Games, Pass Reception**

- 72 Tony Hill, 1981-86
- 58 Drew Pearson, 1974-78
- 49 Michael Irvin, 1990-93

**Most Seasons 50 or More Pass Receptions**

- 4 Tony Hill, 1979-80, 1984-85
- 3 Drew Pearson, 1974, 1976, 1979
- 3 Herschel Walker, 1986-88
- 3 Jay Novacek, 1990-92
- 3 Michael Irvin, 1991-93

**YARDS**

**Most Seasons Leading Team**

- 8 Tony Hill, 1978-85
- 5 Bob Hayes, 1965-67, 1970-71
- 4 Frank Clarke, 1961-64
- 4 Drew Pearson, 1974-77

**Most Consecutive Seasons Leading Team**

- 8 Tony Hill, 1978-85
- 4 Frank Clarke, 1961-64
- 4 Drew Pearson, 1974-77

**Career**

- 7,988 Tony Hill, 1977-86
- 7,822 Drew Pearson, 1973-83
- 7,295 Bob Hayes, 1965-74

**Season**

- 1,523 Michael Irvin, 1991
- 1,396 Michael Irvin, 1992
- 1,330 Michael Irvin, 1993

**Season, Rookie**

- 1,003 Bob Hayes, 1965
- 744 Mike Sherrard, 1986
- 654 Michael Irvin, 1988

**Game**

- 246 Bob Hayes, @ Wash., 11/13/66
- 241 Frank Clarke, vs. Wash., 9/16/62
- 233 Lance Rentzel, vs. Wash., 11/19/67

**Game, Rookie**

- 203 James Dixon, @ Phoe., 11/12/89
- 177 Bob Hayes, vs. Phil., 10/10/65

**Game, Opponent**

- 238 Harold Jackson, @ Rams, 10/14/73

**Longest Pass Reception (All TDs)**

- 95 Bob Hayes (from Meredith), vs. Wash., 11/13/66
- 91 Tony Dorsett (from Staubach), vs. Balt., 9/4/78
- 89 Bob Hayes (from Morton), vs. K.C., 10/25/70

**Most Seasons 1,000 or More Yards Pass Receiving**

- 3 Tony Hill, 1979-80, 1985
- 3 Michael Irvin, 1991-93
- 2 Bob Hayes, 1965-66
- 2 Drew Pearson, 1974, 1979

**Most Games, 100 or More Yards Pass Receiving, Career**

- 26 Tony Hill, 1977-86
- 21 Bob Hayes, 1965-75
- 20 Michael Irvin, 1988-93

## THE RECORDS

### Cowboys Individual Records (Cont.)

#### Most Games, 100 or More Yards Pass Receiving, Season

- 7 Michael Irvin, 1991
- 6 Bob Hayes, 1967
- 6 Michael Irvin, 1992

#### Most Consecutive Games, 100 or More Yards

- 3 Lance Rentzel, 1968-69
- 3 Michael Irvin, 1991
- 3 Michael Irvin, 1992
- 3 Michael Irvin, 1993

#### AVERAGE GAIN

##### Career (200 receptions)

- 20.0 Bob Hayes, 1965-74 (365-7,295)
- 18.6 Frank Clarke, 1960-67 (281-5,214)
- 16.9 Michael Irvin, 1988-93 (337-5,694)

##### Season (Qualifiers)

- 26.1 Bob Hayes, 1970 (34-889)
- 24.0 Bob Hayes, 1971 (35-840)
- 22.4 Frank Clarke, 1961 (41-919)

##### Game (3 receptions)

- 44.3 Tony Hill, @ Wash., 9/5/83 (3-133)
- 42.0 Frank Clarke, @ Gia., 10/20/63 (4-168)
- 39.7 Lance Rentzel, vs. N.O., 11/9/69 (3-119)

#### TOUCHDOWNS

##### Career

- 71 Bob Hayes, 1965-74
- 51 Tony Hill, 1977-86
- 50 Frank Clarke, 1960-67

##### Season

- 14 Frank Clarke, 1962
- 13 Bob Hayes, 1966
- 12 Lance Rentzel, 1969
- 12 Bob Hayes, 1965

##### Season, Rookie

- 12 Bob Hayes, 1965
- 5 Billy Joe Dupree, 1973
- 5 Mike Sherrard, 1986
- 5 Michael Irvin, 1988

##### Game

- 4 Bob Hayes, vs. Hou., 12/20/70

##### Game, Opponent

- 4 Harold Jackson, @ Rams, 10/14/73

#### Most Consecutive Games, Touchdown

- 7 Frank Clarke, 1961-62
- 7 Bob Hayes, 1965-66
- 6 Frank Clarke, 1963
- 6 Bob Hayes, 1966-67

#### RUSHING-RECEIVING

##### Most Seasons Leading Team

- 9 Tony Dorsett, 1977-85
- 4 Emmitt Smith, 1990-93
- 3 Calvin Hill, 1969, 1972-73
- 3 Herschel Walker, 1986-88

##### Most Consecutive Seasons Leading Team

- 9 Tony Dorsett, 1977-85
- 4 Emmitt Smith, 1990-93
- 3 Herschel Walker, 1986-88

#### ATTEMPTS

##### Career

- 3,137 Tony Dorsett, 1977-87 (ru-2,755, re-382)
- 1,646 Don Perkins, 1961-68 (ru-1,500, re-146)
- 1,451 Emmitt Smith, 1990-93 (ru-1,262, re-189)

##### Season

- 432 Emmitt Smith, 1992 (ru-373, re-59)
- 414 Herschel Walker, 1988 (ru-361, re-53)
- 414 Emmitt Smith, 1991 (ru-365, re-49)

##### Season, Rookie

- 265 Emmitt Smith, 1990 (ru-241, re-24)
- 237 Tony Dorsett, 1977 (ru-208, re-29)
- 232 Don Perkins, 1961 (ru-200, re-32)

##### Game

- 42 Emmitt Smith, @ Gia., 1/2/94 (ru-32, re-10)
- 39 Emmitt Smith, @ G.B., 10/6/91 (ru-32, re-7)
- 38 Emmitt Smith, @ Cle., 9/1/91 (ru-32, re-6)

#### YARDS

##### Career

- 15,468 Tony Dorsett, 1977-87 (ru-12,036, re-3,432)
- 8,072 Tony Hill, 1977-86 (ru-84, re-7,988)
- 8,012 Drew Pearson, 1973-83 (ru-190, re-7,822)

##### Season

- 2,048 Emmitt Smith, 1992 (ru-1,713, re-335)
- 2,019 Herschel Walker, 1988 (ru-1,514, re-505)
- 1,971 Tony Dorsett, 1981 (ru-1,646, re-325)

##### Season, Rookie

- 1,280 Tony Dorsett, 1977 (ru-1,007, re-273)
- 1,174 Calvin Hill, 1969 (ru-942, re-232)
- 1,165 Emmitt Smith, 1990 (ru-937, re-228)

##### Game

- 292 Herschel Walker vs. Phil., 12/14/86 (ru-122, re-170)
- 254 Tony Dorsett, vs. Balt., 9/4/78 (ru-147, re-107)
- 246 Bob Hayes, @ Wash., 11/13/66 (re-246)

#### PUNTING

##### PUNTS

##### Career

- 612 Danny White, 1976-88
- 591 Mike Saxon, 1985-92
- 247 Ron Widby, 1968-71

##### Season

- 86 Mike Saxon, 1986
- 82 Danny White, 1984
- 81 Danny White, 1981
- 81 Mike Saxon, 1985

##### Season, Rookie

- 81 Mike Saxon, 1985
- 68 Mitch Hoopes, 1975
- 62 Billy Lothridge, 1964

##### Game

- 11 Danny White, vs. Phil., 9/23/84
- 10 By Many, last by Mike Saxon, vs. Chic., 11/17/85

THE RECORDS

Cowboys Individual Records (Cont.)

**Game, Opponent**

- 11 Danny Villanueva, @ Rams, 9/30/62
- 11 John James, @ Atl., 9/15/74
- 11 Marv Bateman, vs. Buff., 11/15/76
- 11 Rich Camarillo, vs. N.E., 11/22/84

**Longest Punt**

- 84 Ron Widby, @ N.O., 11/3/68
- 75 Billy Lothridge, vs. Gia., 10/11/64
- 75 Sam Baker, vs. Rams, 9/30/62

**Longest Punt, Opponent**

- 81 Tom McNeill, @ N.O., 9/28/69
- 78 Jerry Norton, vs. StL., 11/5/61
- 78 Bill Van Heusen, @ Denv., 12/2/73

**AVERAGE GROSS YARDS**

**Career (300 punts)**

- 41.5 Mike Saxon, 1985-92 (591-24,542)
- 40.1 Danny White, 1976-84 (612-24,571)

**Season (Qualifiers)**

- 45.4 Sam Baker, 1962 (57-2,589)
- 44.2 Sam Baker, 1963 (71-3,138)
- 43.3 Ron Widby, 1969 (63-2,729)

**Season, Rookie (Qualifiers)**

- 41.9 Mike Saxon, 1985 (81-3,396)
- 41.8 John Jett, 1993 (56-2,342)
- 40.3 Billy Lothridge, 1964 (62-2,501)

**Game (4 punts)**

- 53.4 Ron Widby, @ N.O., 11/3/68 (5-267)
- 53.0 Marv Bateman, vs. Cinc., 11/4/73 (5-265)
- 51.2 Sam Baker, @ Gia., 10/20/63 (5-256)

**Game, Opponent (4 punts)**

- 54.3 Gary Collins, @ Clev., 10/17/65 (6-326)
- 54.0 Dave Jennings, Gia., 10/5/80 (5-270)
- 52.8 Jeff Feagles, @ Phil., 10/5/92 (4-211)

**AVERAGE NET YARDS**

**Career (300 punts)**

- 34.8 Mike Saxon, 1985-92 (591-24,542)
- 34.1 Danny White, 1976-88 (617-21,052)

**Season (Qualifiers)**

- 40.7 Sam Baker, 1962 (57-2,319)
- 40.6 Sam Baker, 1963 (71-2,882)
- 39.5 Dave Sherer, 1960 (57-2,249)

**Season, Rookie (Qualifiers)**

- 37.9 Billy Lothridge, 1964 (62-2,349)
- 37.7 John Jett, 1993 (56-2,113)
- 36.2 Marv Bateman, 1972 (51-1,848)

**Game (4 punts)**

- 50.6 Ron Widby, @ N.O., 11/3/68 (5-253)
- 49.2 John Jett, @ Atl., 11/21/93 (6-295)
- 49.0 Marv Bateman, vs. StL., 9/30/73 (4-191)

**Game, Opponent (4 punts)**

- 51.0 Pat Studstill, vs. Rams, 11/25/71 (4-204)
- 50.0 Dave Jennings, vs. Gia., 10/5/80 (5-250)

**HAD BLOCKED**

**Career**

- 5 Danny White, 1976-88
- 4 Mike Saxon, 1985-92

**Season**

- 2 Marv Bateman, 1973
- 2 Danny White, 1976
- 2 Mike Saxon, 1989

**Most Consecutive Punts, None Blocked**

- 341 Danny White, 1978-83
- 204 Mike Saxon, 1989-92
- 190 Mike Saxon, 1986-89

**INSIDE 20**

**Career**

- 166 Mike Saxon, 1985-92
- 159 Danny White, 1976-88
- 45 Ron Widby, 1968-71

**Season**

- 28 Mike Saxon, 1986
- 27 Danny White, 1977
- 24 Mike Saxon, 1988

**Game**

- 5 Danny Villanueva, @ Clev., 10/17/65
- 5 Duane Carrell, vs. StL., 11/3/74
- 4 By many, last by John Jett, @ Atl., 11/21/93

**Fewest Touchbacks in a Season (Qualifiers)**

- 2 Danny White, 1982
- 3 Allen Green, 1961
- 3 Danny Villanueva, 1966
- 3 Marv Bateman, 1972
- 3 John Jett, 1993

**PUNT RETURNS**

**Most Seasons Leading Team**

- 5 Bob Hayes, 1966-70
- 4 Kelvin Martin, 1987-88, 1991-92
- 3 Butch Johnson, 1976-78

**Most Consecutive Seasons Leading Team**

- 5 Bob Hayes, 1966-70
- 3 Butch Johnson, 1976-78

**RETURNS**

**Career**

- 146 Butch Johnson, 1976-83
- 138 Kelvin Martin, 1987-92
- 109 Mel Renfro, 1964-77

**Season**

- 54 James Jones, 1980
- 54 Gary Allen, 1984
- 51 Butch Johnson, 1978

**Season, Rookie**

- 54 James Jones, 1980
- 45 Butch Johnson, 1976
- 36 Kevin Williams, 1993

**Game**

- 9 Butch Johnson, vs. Buf., 11/15/76
- 8 Ron Fellows, vs. Clev., 11/25/82
- 7 By Many

**Game, Opponent**

- 8 Phil McConkey, vs. Gia., 11/4/84
- 7 Phillip Epps, vs. G.B., 9/23/84
- 7 Irving Fryar, vs. N.E., 11/22/84
- 7 Vai Sikahema, @ StL., 9/13/87

**FAIR CATCHES**

**Career**

- 51 Kelvin Martin, 1987-92
- 38 Mel Renfro, 1964-77
- 38 Butch Johnson, 1976-83

THE RECORDS

Cowboys Individual Records (Cont.)

**Season**

- 18 Golden Richards, 1973
- 18 Kelvin Martin, 1992
- 16 Cliff Harris, 1972

**Game**

- 4 Golden Richards, @ N.E., 11/16/75
- 4 Golden Richards, @ Wash., 11/7/74
- 4 Kelvin Martin, vs. Phil., 12/18/88

**Game, Opponent**

- 4 Jim Lindsey, Minn., 9/25/66
- 4 Rickie Harris, Wash., 12/11/66
- 4 Bruce Taylor, S.F., 11/23/72
- 4 Phillip Epps, G.B., 9/23/84
- 4 Jeff Groh, N.O., 10/21/84

**YARDS GAINED**

**Career**

- 1,430 Kelvin Martin, 1987-92
- 1,313 Butch Johnson, 1976-83
- 1,158 Bob Hayes, 1965-74

**Season**

- 548 James Jones, 1980
- 532 Kelvin Martin, 1992
- 489 Butch Johnson, 1976

**Season, Rookie**

- 548 James Jones, 1980
- 489 Butch Johnson, 1976
- 418 Mel Renfro, 1964

**Game**

- 124 Kelvin Martin, @ Phil., 12/15/91
- 122 Bob Hayes, vs. Pitt., 12/8/68
- 117 Mel Renfro, vs. G.B., 11/29/64
- 117 Butch Johnson, vs. Buff., 11/15/76

**Game, Opponent**

- 105 Terance Mathis, @ Jets, 11/4/90
- 100 Johnny Bailey, @ Phoe., 11/22/92
- 88 Michael Harper, @ Jets, 10/4/87

**Longest Punt Return (All TDs)**

- 98 Dennis Morgan, vs. StL., 10/13/74
- 90 Bob Hayes, vs. Pitt., 12/8/68
- 85 Kelvin Martin, @ Phil., 12/15/91

**Longest Punt Return/Opponent (All TDs)**

- 98 Terance Mathis, @ Jets, 11/4/90
- 78 Michael Harper, @ Jets, 10/4/87
- 74 John Roland, vs. StL., 11/16/70

**AVERAGE YARDAGE**

**Career (75 returns)**

- 11.1 Bob Hayes, 1965-74 (104-1,158)
- 10.4 Kelvin Martin, 1987-92 (138-1,430)
- 9.0 Butch Johnson, 1976-83 (146-1,313)

**Season (Qualifiers)**

- 20.8 Bob Hayes, 1968 (15-312)
- 15.1 Dennis Morgan, 1974 (19-287)
- 13.1 Mel Renfro, 1964 (32-418)

**Season, Rookie (Qualifiers)**

- 15.1 Dennis Morgan, 1974 (19-287)
- 13.1 Mel Renfro, 1964 (32-418)
- 10.9 Butch Johnson, 1976 (45-489)

**Game (3 returns)**

- 40.7 Bob Hayes, vs. Pitt., 12/8/68 (3-122)
- 29.3 Mel Renfro, vs. G.B., 11/29/64 (4-117)
- 28.7 Gary Allen, vs. K.C., 11/20/83 (3-86)

**Game, Opponent (3 returns)**

- 30.0 Ron Smith, @ Oak., 12/14/74 (3-90)
- 29.3 Michael Harper, @ Jets, 10/4/87 (3-88)
- 25.0 Johnny Bailey, @ Phoe., 11/22/92 (4-100)

**TOUCHDOWNS**

**Career**

- 3 Bob Hayes, 1965-74
- 3 Kelvin Martin 1987-92

**Season**

- 2 Bob Hayes, 1968
- 2 Kelvin Martin, 1992
- 2 Kevin Williams, 1993

**Game**

- 1 By many, last by Kevin Williams, vs. Wash., 12/26/93

**KICKOFF RETURNS**

**Most Seasons Leading Team**

- 3 Mel Renfro, 1964-66
- 3 Butch Johnson, 1976-78

**Most Consecutive Seasons Leading Team**

- 3 Mel Renfro, 1964-66
- 3 Butch Johnson, 1976-78

**RETURNS**

**Career**

- 101 James Dixon, 1989-91
- 85 Mel Renfro, 1964-77
- 83 Darryl Clack, 1986-89

**Season**

- 47 James Dixon, 1989
- 43 Ron Fellows, 1983
- 40 Mel Renfro, 1964

**Season, Rookie**

- 47 James Dixon, 1989
- 40 Mel Renfro, 1964
- 38 Ron Springs, 1979

**Game**

- 8 Mel Renfro, vs. G.B., 11/29/64
- 7 Robert Lavette, @ Gia., 10/6/85
- 6 By many players

**Game, Opponent**

- 8 Mel Gray, @ Det., 11/8/92
- 7 Terry Metcalf, @ StL., 10/9/77
- 7 Dave Turner, vs. Cinc., 9/30/79
- 7 James Owens, vs. S.F., 10/12/80

**YARDS**

**Career**

- 2,315 James Dixon, 1989-91
- 2,246 Mel Renfro, 1964-77
- 1,832 Butch Johnson, 1976-83

**Season**

- 1,181 James Dixon, 1989
- 1,017 Mel Renfro, 1964
- 855 Ron Fellows, 1983

**Season, Rookie**

- 1,181 James Dixon, 1989
- 1,017 Mel Renfro, 1964
- 823 Dennis Morgan, 1974

**Game**

- 193 Alexander Wright, vs. Atl., 12/22/91
- 186 James Dixon, @ G.B., 10/8/89
- 168 Mel Renfro, @ Wash., 11/22/64

THE RECORDS

Cowboys Individual Records (Cont.)

**Game, Opponent**

- 247 Tim Brown, @ Phil., 11/6/66
- 188 James Owens, S.F., 10/12/80
- 178 Mel Gray, @ Det., 11/8/92

**Longest Kickoff Return (All TDs)**

- 102 Alexander Wright, vs. Atl., 12/22/91
- 101 Amos Marsh, vs. Phil., 10/14/62
- 101 Ike Thomas, vs. Jets, 12/4/71

**Longest Kickoff Return, Opponent (All TDs)**

- 108 Roy Green, StL., 10/21/79
- 95 Robert Brooks, G.B., 10/3/93
- 93 Jim Butler, Pitt., 10/30/66
- 93 Tim Brown, @ Phil., 11/6/66

**AVERAGE YARDAGE**

**Career (75 returns)**

- 26.4 Mel Renfro, 1964-77 (85-2,246)
- 23.2 Butch Johnson, 1976-83 (79-1,832)
- 22.9 James Dixon, 1989-91 (101-2,315)

**Season (Qualifiers)**

- 30.0 Mel Renfro, 1965 (21-630)
- 28.4 Cliff Harris, 1971 (29-823)
- 26.5 Bob Hayes, 1965 (17-450)

**Season, Rookie (Qualifiers)**

- 26.5 Bob Hayes, 1965 (17-450)
- 25.7 Amos Marsh, 1961 (26-667)
- 25.4 Mel Renfro, 1964 (40-1,017)

**Game (3 returns)**

- 48.0 Mark Washington, @ Wash., 11/22/70
- 43.6 Ike Thomas, vs. Rams, 11/25/71
- 42.0 Mel Renfro, @ Wash., 11/12/64 (4-168)

**Game, Opponent (3 returns)**

- 49.4 Tim Brown, @ Phil., 11/6/66 (5-247)
- 40.8 Mike Nelms, Wash., 11/22/81 (4-163)
- 40.0 Jim Butler, Pitt., 10/30/66 (3-120)

**TOUCHDOWNS**

**Career**

- 2 Mel Renfro, 1964-77
- 2 Ike Thomas, 1971
- 2 Alexander Wright, 1990-91

**Season**

- 2 Ike Thomas, 1971

**Game**

- 1 By many players, last by Alexander Wright, vs. Atl., 12/22/91

**Game, Opponent**

- 2 Tim Brown, @ Phil., 11/6/66

**COMBINED KICK RETURNS**

**MOST RETURNS**

**Career**

- 225 Butch Johnson, 1976-83 (p-146, k-79)
- 194 Mel Renfro, 1964-77 (p-109, k-85)
- 189 Kelvin Martin, 1987-92 (p-138, k-51)

**Season**

- 87 Gary Allen, 1984 (p-54, k-33)
- 86 James Jones, 1980 (p-54, k-32)
- 80 Butch Johnson, 1978 (p-51, k-29)

**Game**

- 12 Mel Renfro, vs. G.B., 11/29/64 (p-4, k-8)
- 11 Butch Johnson, vs. Buff., 11/15/76 (p-9, k-2)
- 10 Mel Renfro, @ Wash., 11/13/66 (p-5, k-5)

**Game, Opponent**

- 12 Larry Jones, vs. Wash., 12/13/75 (p-6, k-6)
- 10 Phil McConkey, vs. Gia., 11/4/84 (p-8, k-2)
- 10 Stump Mitchell, @ StL., 9/11/83 (p-5, k-5)

**YARDS GAINED**

**Career**

- 3,145 Butch Johnson, 1976-83 (p-1,313, k-1,832)
- 3,088 Mel Renfro, 1964-77 (p-842, k-2,246)
- 2,427 Kelvin Martin, 1987-92 (p-1,430, k-997)

**Season**

- 1,435 Mel Renfro, 1964 (p-418, k-1,017)
- 1,268 James Jones, 1980 (p-548, k-720)
- 1,182 Butch Johnson, 1976 (p-489, k-693)

**Game**

- 273 Mel Renfro, vs. G.B., 11/29/64 (p-117, k-156)
- 212 Butch Johnson, vs. Buff., 11/15/76 (p-117, k-95)
- 210 Mel Renfro, @ Wash., 11/22/64 (p-42, k-168)

**Game, Opponent**

- 247 Tim Brown, @ Phil., 11/6/66 (k-247)
- 213 Stump Mitchell, StL., 9/11/83 (p-53, k-160)
- 188 James Owens, vs. S.F., 10/12/80 (k-188)

**TOUCHDOWNS**

**Career**

- 3 Bob Hayes, 1965-74, (p-3)
- 3 Mel Renfro, 1964-77 (p-1, k-2)
- 3 Kelvin Martin, 1987-92 (p-3)

**Season**

- 2 Bob Hayes, 1968 (p-2)
- 2 Ike Thomas, 1971 (k-2)
- 2 Kelvin Martin, 1992 (p-2)
- 2 Kevin Williams, 1993 (p-2)

**Game**

- 1 By many players, last by Kevin Williams, vs. Wash., 12/26/93

**Game, Opponent**

- 2 Tim Brown, @ Phil., 11/6/66 (k-2)

**COMBINED NET YARDS**

Rushing, receiving, interception returns, kickoff returns, punt returns and fumble returns

**Most Seasons Leading Team**

- 9 Tony Dorsett, 1977-85
- 4 Emmitt Smith, 1990-93
- 3 Calvin Hill, 1969, 1972-73
- 3 Herschel Walker, 1986-88

**Most Consecutive Seasons Leading Team**

- 9 Tony Dorsett, 1977-85
- 4 Emmitt Smith, 1990-93
- 3 Herschel Walker, 1986-88

**ATTEMPTS**

**Career**

- 3,153 Tony Dorsett, 1977-87
- 1,677 Don Perkins, 1961-68
- 1,451 Emmitt Smith, 1990-93



THE RECORDS

Cowboys Individual Records (Cont.)

Season

- 433 Emmitt Smith, 1992
- 417 Herschel Walker, 1988
- 415 Emmitt Smith, 1991

Game

- 42 Emmitt Smith, @ Gia., 1/2/94 (ru-32, re-10)
- 39 Emmitt Smith, @ G.B., 10/6/91 (ru-32, re-7)
- 38 Emmitt Smith, @ Cle., 9/1/91 (ru-32, re-6)

YARDS

Career

- 15,501 Tony Dorsett, 1977-87
- 9,104 Bob Hayes, 1965-74
- 8,436 Tony Hill, 1977-86

Season

- 2,048 Emmitt Smith, 1992
- 2,019 Herschel Walker, 1988
- 1,998 Amos Marsh, 1962

Season, Rookie

- 1,688 James Dixon, 1989
- 1,598 Bob Hayes, 1965
- 1,564 Don Perkins, 1961

Game

- 292 Herschel Walker, vs. Phil., 12/14/86
- 285 Calvin Hill, @ Wash., 11/16/69
- 273 Mel Renfro, vs. G.B., 11/29/64

INTERCEPTIONS BY

Most Seasons Leading Team

- 5 Everson Walls, 1981-82, 1985, 1987-88
- 4 Cornell Green, 1963, 1965-67

Most Consecutive Seasons Leading Team

- 3 Don Bishop, 1960-62
- 3 Cornell Green, 1965-67

Career

- 52 Mel Renfro, 1964-77
- 44 Everson Walls, 1981-89
- 41 Charlie Waters, 1970-78, 1980-81

Season

- 11 Everson Walls, 1981
- 10 Mel Renfro, 1969
- 9 Everson Walls, 1985

Season, Rookie

- 11 Everson Walls, 1981
- 7 Mel Renfro, 1964
- 7 Michael Downs, 1981

Game

- 3 Herb Adderley, @ Phil., 9/26/71
- 3 Lee Roy Jordan, vs. Cinc., 11/4/73
- 3 Dennis Thurman, vs. Phil., 12/13/81

Consecutive Games Intercepted By

- 5 Don Bishop, 1961
- 4 Charlie Waters, 1972-73
- 4 Dennis Thurman, 1985

Game, Opponent

- 3 7 times, last by Terry Kinard, @ Gia., 9/20/87

YARDS GAINED

Career

- 626 Mel Renfro, 1964-77
- 584 Charlie Waters, 1970-78, 1980-81
- 562 Dennis Thurman, 1978-85

Season

- 211 Cornell Green, 1963
- 187 Dennis Thurman, 1981
- 182 Herb Adderley, 1971

Season, Rookie

- 136 Mike Gaechter, 1962
- 133 Everson Walls, 1981
- 110 Mel Renfro, 1964

Game

- 121 Mike Gaechter, vs. Wash., 11/3/63
- 102 Herb Adderley, @ Phil., 9/26/71
- 100 Mike Gaechter, vs. Phil., 10/14/62

Game, Opponent

- 110 Jim Steffen, @ Wash., 9/29/63
- 102 Erich Barnes, vs. Gia., 10/15/61
- 98 Delles Howell, @ N.O., 10/17/71
- 98 Ross Fichtner, @ Cle., 10/23/66

Longest Returns (All TDs except as noted)

- 100 Mike Gaechter, vs. Phil., 10/14/62
- 96 Dennis Thurman, @ Wash., 9/6/81 (no TD)
- 90 Mel Renfro, vs. StL., 10/4/65

Longest Return, Opponent

(All TDs except as noted)

- 102 Erich Barnes, vs. Gia., 10/15/61
- 96 Ray Crockett, @ Det., 10/27/91
- 89 Bruce Maher, vs. Gia., 11/10/68 (no TD)

TOUCHDOWNS

Career

- 4 Dennis Thurman, 1977-85
- 3 Mel Renfro, 1964-77
- 3 Lee Roy Jordan, 1963-76

Season

- 1 By many players, last by Kevin Smith, @ Jets, 12/18/93

FUMBLES

OPPONENTS' FUMBLES RECOVERED

Career

- 19 Ed Jones, 1974-78, 1980-89
- 16 Chuck Howley, 1961-73
- 16 Dave Edwards, 1963-75
- 16 Lee Roy Jordan, 1963-76
- 16 Cliff Harris, 1970-79

Season

- 5 Don Healy, 1961
- 4 Jerry Norton, 1962
- 4 Jethro Pugh, 1967
- 4 Larry Cole, 1971
- 4 Jethro Pugh, 1973
- 4 Dexter Clinkscale, 1983
- 4 Eugene Lockhart, 1985

Game

- 2 Many times, last by Thomas Everrett, @ Atl., 12/21/92

Longest Fumble Returns (All TDs)

- 97 Chuck Howley, vs. Atl., 10/2/66
- 86 Michael Downs, @ Hou., 12/13/82
- 84 Don Bishop, vs. StL., 10/28/62

THE RECORDS

Cowboys Individual Records (Cont.)

**OPPONENTS' FUMBLE  
RETURNED FOR TOUCHDOWNS**

**Career**

- 3 Bob Lilly, 1961-74
- 2 Cornell Green, 1962-74
- 2 Benny Barner, 1972-82
- 2 Mike Hegman, 1976-88
- 2 Michael Downs, 1981-88
- 2 Jim Jeffcoat, 1983-91

**SACKS**

**Most Seasons Led Team**

- 7 Harvey Martin, 1974-77, 1979-80, 1982
- 5 Jethro Pugh, 1968-72
- 4 Jim Jeffcoat, 1985-86, 1989, 1992

**Most Consecutive Seasons Leading Team**

- 5 Jethro Pugh, 1968-72
- 4 Harvey Martin, 1974-77

**TOTAL SACKS**

**Career**

- 113 Harvey Martin, 1973-83
- 111 Randy White, 1975-88
- 105 Ed Jones, 1974-78, 1980-89

**Season**

- 20 Harvey Martin, 1977
- 16 Randy White, 1978
- 15½ Jethro Pugh, 1968

**Season, Rookie**

- 9 Harvey Martin, 1973
- 7½ Jimmie Jones, 1990
- 6½ Bruce Thornton, 1979

**Game**

- 5 Bob Lilly, @ Pitt., 11/20/66
- 5 Jim Jeffcoat, @ Wash., 11/10/85
- 4 Many times, last by Ed Jones, vs. Gia., 11/2/87

**Game, Rookie**

- 3 Randy White, @ Det., 10/6/75
- 3 Randy White, @ N.E., 11/16/75
- 2½ 5 times, last by Jimmie Jones, vs. T.B., 10/7/90

**Game, Opponent**

- 4½ Jim Katcavage, @ Gia., 10/20/63
- 4½ Clyde Simmons, vs. Phil., 9/15/91

**TACKLES**

**COMBINED TACKLES**

**Career**

- 1,236 Lee Roy Jordan, 1963-76
- 1,104 Randy White, 1975-88
- 1,032 Ed Jones, 1974-78, 1980-89

**Season**

- 222 Eugene Lockhart, 1989
- 167 Bob Breunig, 1979
- 163 Lee Roy Jordan, 1973

**Season, Rookie**

- 108 Robert Jones, 1992
- 93 Darrin Smith, 1993
- 86 Eugene Lockhart, 1984

**Game**

- 21 Lee Roy Jordan, vs. Phil., 9/26/71
- 19 Eugene Lockhart, vs. Phoe., 10/29/89
- 19 Ken Norton, @ Wash., 9/6/93
- 19 Darren Woodson, @ Gia., 1/2/94

**SOLO TACKLES**

**Career**

- 743 Lee Roy Jordan, 1963-76
- 701 Randy White, 1975-88
- 693 Ed Jones, 1974-78, 1980-89

**Season**

- 154 Eugene Lockhart, 1989
- 100 Lee Roy Jordan, 1975
- 97 Lee Roy Jordan, 1968

**Game**

- 16 Eugene Lockhart, vs. Phoe., 10/29/89
- 14 Lee Roy Jordan, vs. Phil., 10/28/73
- 13 Eugene Lockhart, vs. Wash., 9/24/89

**ASSISTED TACKLES**

**Career**

- 493 Lee Roy Jordan, 1963-76
- 466 Bob Breunig, 1975-84
- 403 Randy White, 1975-88

**Season**

- 101 Jerry Tubbs, 1960

**Game**

- 15 Jerry Tubbs, vs. Chic., 11/27/60

**BLOCKED KICKS**

**BLOCKED PUNTS**

**Career**

- 4 Issiac Holt, 1989-92
- 2 Billy Joe DuPree, 1973-83
- 2 Thomas Henderson, 1975-79
- 2 Aaron Kyle, 1976-79
- 2 Charlie Waters, 1970-78, 1980-81

**Season**

- 2 Billy Joe DuPree, 1973
- 2 Aaron Kyle, 1976
- 2 Issiac Holt, 1990

**Game**

- 2 Billy Joe DuPree, vs. Gia., 10/21/73

**Game, Opponent**

- 1 By many, last by Dwayne Jiles, @ Gia., 12/16/89



## Cowboys Team Records

1960 -- 12 games; 1961-77 -- 14 games; 1978-93 -- 16 games.  
NOTE: The 1982 regular season was reduced to nine games  
and the 1987 season to 15 games due to players' strikes.

## GAMES WON

## Most Consecutive Games Won

(Incl. postseason)

- 12 1971-72
- 9 1977-78
- 8 1977, 1978, 1993

## Most Consecutive Games Won

(Regular season)

- 11 1968-69
- 9 1971-72, 1978-79
- 8 1977, 1991-92

## Most Games Won, Season (Incl. postseason)

- 16 1992
- 15 1977, 1993
- 14 1971, 1978, 1980

## Most Games Won, Season

(Regular season)

- 13 1992
- 12 1968, 1977, 1978, 1980, 1981, 1983, 1993

## Most Consecutive Games Won, Season

(Incl. postseason)

- 10 1971
- 8 1977, 1978, 1993

## Most Consecutive Games Won, Season

(Regular season)

- 8 1977
- 7 1971, 1983, 1993

## Most Consecutive Games Won,

Start of Season

- 8 1977
- 7 1983
- 6 1968, 1969

## Most Consecutive Games Won,

End of Season

- 7 1971
- 6 1978
- 5 1968, 1970, 1991, 1993

## Most Consecutive Home Games Won

- 18 1980-81
- 11 1971-72, 1991-92
- 9 1975-76

## Most Consecutive Road Games Won

- 7 1968
- 6 1966-67, 1975-76, 1978-79

## GAMES LOST

## Most Consecutive Games Lost

- 10 1960, 1988
- 9 1988-89

## Most Consecutive Games Without Victory

- 12 1960
- 10 1960, 1988

## Most Games Lost, Season

- 15 1989
- 13 1988

## Most Consecutive Home Games Lost

- 14 1988-89
- 6 1960

## Most Consecutive Home Games Without Victory

- 14 1988-89
- 7 1962-63

## Most Consecutive Away Games Lost

- 9 1962-63
- 7 1964-65

## Most Consecutive Away Games Without Victory

- 9 1962-63
- 7 1960, 1964-65

## SCORING

## Most Points, Season

- 479 1983

## Most Points, Opponent, Season

- 402 1962

## Fewest Points, Season

- 177 1960
- 204 1989

## Fewest Points, Opponent, Season

- 186 1968
- 208 1978\*

## Most Points, Game

- 59 vs. Det., 9/15/68
- 59 vs. S.F., 10/12/80

## Most Points, Opponent, Game

- 54 @ Minn., 10/18/70

## Most Points, Both Teams, Game

- 86 @ Buff., 9/19/71 (Dall. 49, Buff. 37)
- 82 vs. Minn., 11/26/87 (Minn. 44, Dall. 38 OT)

## Fewest Points, Both Teams, Game

- 8 @ Clev., 12/12/70 (Dall. 6, Clev. 2)

## Most Points Overcome To Win Game

- 21 vs. N.O., 10/21/84
- 20 @ Wash., 9/5/83
- 17 vs. Wash., 12/16/79

## Most Points, Opponent, Overcome To Win Game

- 21 @ Wash., 11/28/65
- 20 @ Phil., 10/23/88
- 17 @ Det., 11/15/81

## Most Points, First Half

- 42 vs. Phil., 10/19/69

## Most Points, Opponent, First Half

- 34 @ Minn., 10/18/70
- 34 @ Rams, 10/14/73
- 34 @ Wash., 11/23/86

## Most Points, Both Teams, First Half

- 55 vs. Raid., 10/23/83

## Most Points, Second Half

- 31 @ Phil., 9/29/68
- 31 @ Wash., 11/17/68

## Most Points, Opponent, Second Half

- 38 @ StL., 12/9/62

## Most Points, Both Teams, Second Half

- 52 vs. StL., 9/28/75

\*16-game record

**THE RECORDS**

*Cowboys Team Records (Cont.)*

**Most Points, First Quarter**  
 28 vs. Phil., 10/19/69  
 28 vs. Jets, 12/4/71

**Most Points, Opponent, First Quarter**  
 22 @ Cinc., 12/8/85

**Most Points, Both Teams, First Quarter**  
 35 vs. Phil., 10/19/69  
 35 vs. Atl., 12/22/91

**Most Points, Second Quarter**  
 24 vs. Gia., 9/18/66  
 24 vs. Pitt., 10/30/66  
 24 vs. Det., 9/15/68  
 24 vs. N.E., 10/24/71  
 24 vs. S.F., 10/12/80

**Most Points, Opponent, Second Quarter**  
 28 @ Gia., 12/16/62

**Most Points, Both Teams, Second Quarter**  
 38 vs. K.C., 11/10/75  
 38 vs. Raid., 10/23/83

**Most Points, Third Quarter**  
 24 vs. Chi., 12/27/92

**Most Points, Opponent, Third Quarter**  
 21 @ Wash., 12/17/61  
 21 @ Cinc., 12/8/85

**Most Points, Both Teams, Third Quarter**  
 35 vs. StL., 9/28/75

**Most Points, Fourth Quarter**  
 21 @ Gia., 12/19/85  
 21 vs. Det., 9/15/68  
 21 @ Det., 10/6/75

**Most Points, Opponent, Fourth Quarter**  
 21 @ StL., 12/9/62  
 21 @ Wash., 11/28/65  
 21 vs. StL., 11/16/70  
 21 @ S.D., 11/5/72  
 21 @ StL., 9/13/87

**Most Points, Both Teams, Fourth Quarter**  
 35 vs. Gia., 10/21/73

**Most Consecutive Game Scoring**  
 218 1970-85  
 146 1960-70

**TOUCHDOWNS**

**Most Touchdowns, Season**  
 60 1980

**Most Touchdowns, Opponent, Season**  
 52 1962

**Fewest Touchdowns, Season**  
 23 1960  
 25 1989\*

**Fewest Touchdowns, Opponent, Season**  
 22 1973  
 23 1993\*

**Most Touchdowns, Game**  
 8 vs. Phil., 10/9/66  
 8 vs. Det., 9/15/68  
 8 vs. S.F., 10/12/80

**Most Touchdowns, Opponent, Game**  
 7 @ StL., 12/9/62  
 7 @ Cinc., 12/8/85

**Most Touchdowns, Both Teams, Game**  
 12 vs. Buff., 9/19/71  
 11 @ S.F., 12/12/77  
 11 vs. Minn., 11/26/87

**Most Consecutive Games Score Touchdown**  
 75 1979-1984  
 73 1960-1965  
 72 1965-1970

**POINT AFTER TOUCHDOWNS**

**Most Points After Touchdowns, Season**  
 59 1980

**Most Point After Touchdowns, Opponent, Season**  
 49 1962

**Most Point After Touchdowns, Game**  
 8 vs. Det., 9/15/68  
 8 vs. S.F., 10/12/80

**Most Point After Touchdowns, Opponent, Game**  
 7 @ StL., 12/9/62

**Most Consecutive Point After Touchdowns**  
 162 1969-73

**FIELD GOALS**

**Most Field Goals Attempted, Season**  
 39 1991  
 37 1993

**Most Field Goals Attempted, Opponent, Season**  
 39 1991  
 35 1989

**Fewest Field Goals Attempted, Season**  
 13 1960  
 17 1980

**Fewest Field Goals Attempted, Opponent, Season**  
 12 1976  
 15 1977

**Most Field Goals Attempted, Game**  
 7 @ Chic., 11/24/68  
 6 vs. Rams, 9/21/75

**Most Field Goals Attempted, Opponent, Game**  
 7 @ Phil., 12/5/65

**Most Field Goals Attempted, Both Teams, Game**  
 9 @ Phil., 12/5/65  
 9 @ Chic., 11/24/68

**Most Field Goals Made, Season**  
 30 1993  
 27 1981, 1991

**Most Field Goals Made, Opponent, Season**  
 29 1991  
 28 1989

**Fewest Field Goals Made, Season**  
 6 1960  
 9 1963, 1967  
 10 1989

**Fewest Field Goals Made, Opponent, Season**  
 7 1976  
 8 1967

**Most Field Goals Made, Game**  
 5 @ Rams, 12/21/87  
 5 vs. GBay, 10/3/93

**Most Field Goals Made, Opponent, Game**  
 4 Many times, last @ Hou., 11/10/91

**Most Field Goals Made, Both Teams, Game**  
 7 @ Hou., 11/10/91

\*16-game record

## THE RECORDS

### Cowboys Team Records (Cont.)

**Most Consecutive Games Scoring Field Goal**

18 1992-93  
10 1972-73, 1975

**SAFETIES**

**Most Safeties, Season**

3 1981

**Most Safeties, Opponent, Season**

2 1960, 1986, 1988

**Most Safeties, Game**

2 vs. Phil., 11/19/72

**FIRST DOWNS**

**Most First Downs, Season**

342 1978, 1983

**Most First Downs, Opponent, Season**

321 1989  
312 1985

**Most First Downs, Both Teams, Season**

648 1985

**Fewest First Downs, Season**

180 1960  
246 1989\*

**Fewest First Downs, Opponent, Season**

199 1974  
232 1978\*

**Most First Downs, Game**

33 @ Det., 9/15/85

**Most First Downs, Opponent, Game**

33 @ Hou., 11/10/91

**Most First Downs, Both Teams, Game**

55 vs. Rams, 10/1/67

**Fewest First Downs, Game**

7 @ Gia., 12/16/89

**Fewest First Downs, Opponent, Game**

5 @ Phil., 11/6/66  
5 vs. Phil., 10/20/74

**Fewest First Downs, Both Teams, Game**

20 @ GBay, 10/24/65

**Most First Downs, Rushing, Season**

147 1974

**Most First Downs, Rushing, Opponent, Season**

122 1981

**Fewest First Downs, Rushing, Season**

57 1960  
78 1989\*

**Fewest First Downs, Rushing, Opponent, Season**

52 1969  
68 1992\*

**Most First Downs, Rushing, Game**

19 @ Balt., 12/6/81

**Most First Downs, Rushing, Opponent, Game**

17 @ Chic., 9/30/84

**Fewest First Downs, Rushing, Game**

0 vs. St.L., 11/16/70

**Fewest First Downs, Rushing, Opponent, Game**

0 6 times, last @ Phoe., 11/22/92

**Most First Downs, Passing, Season**

208 1985

**Most First Downs, Passing, Opponent, Season**

193 1985

**Fewest First Downs, Passing, Season**

95 1970  
135 1990\*

**Fewest First Downs, Passing, Opponent, Season**

94 1977  
128 1978\*

**Most First Downs, Passing, Game**

23 @ S.F., 11/10/63

**Most First Downs, Passing, Opponent, Game**

21 Chic., 11/18/62  
21 K.C., 11/20/83  
21 @ St.L., 11/11/84

**Fewest First Downs, Passing Game**

2 @ Phoe., 10/14/90

**Fewest First Downs, Passing, Opponent, Game**

1 3 times, last @ Jets, 12/21/75

**Most First Downs, Penalty, Season**

33 1985

**Most First Downs, Penalty, Opponent, Season**

34 1987

**Fewest First Downs, Penalty, Season**

9 1961, 1962, 1971  
22 1979\*, 1992\*

**Fewest First Downs, Penalty, Opponent, Season**

10 1969  
16 1991\*

**Most First Downs, Penalty, Game**

7 vs. Wash., 12/26/93

**Most First Downs, Penalty, Opponent, Game**

7 @ Jets, 10/4/87

**NET YARDS GAINED RUSHING AND PASSING**

**Most Yards Gained, Season**

5,968 1979

**Most Yards Gained, Opponent, Season**

5,608 1985

**Fewest Yards Gained, Season**

3,153 1960  
4,081 1990\*

**Fewest Yards Gained, Opponent, Season**

3,213 1977  
3,933 1992\*

**Most Yards Gained, Game**

652 vs. Phil., 10/9/66  
583 vs. Balt., 9/4/78  
578 vs. St.L., 9/30/73

**Most Yards Gained, Opponent, Game**

583 @ Hou., 11/10/91  
570 @ Cinc., 12/8/85

**Most Yards Gained, Both Teams, Game**

995 vs. Mia., 10/25/81  
926 @ S.F., 11/10/63

**Fewest Yards Gained, Game**

90 vs. Phil., 9/15/91  
100 @ Phoe., 10/14/90

**Fewest Yards Gained, Opponent, Game**

62 vs. Seat., 10/11/92  
63 @ GBay, 10/24/65

\*16-game record

**THE RECORDS**

*Cowboys Team Records (Cont.)*

- Fewest Yards Gained, Both Teams, Game**  
255 @ GBay, 10/24/65
- Most Consecutive Games, 300 or More Yards**  
17 1975-76
- Most Consecutive Games, 400 or More Yards**  
4 1976

**RUSHING**

**ATTEMPTS**

- Most Rushing Attempts, Season**  
630 1981
- Most Rushing Attempts, Opponent, Season**  
543 1989
- Fewest Rushing Attempts, Season**  
311 1960  
355 1989\*
- Fewest Rushing Attempts, Opponent, Season**  
313 1969  
345 1992\*
- Most Rushing Attempts, Game**  
66 @ Balt., 12/6/81
- Most Rushing Attempts, Opponent, Game**  
54 vs. Atl., 10/11/70
- Fewest Rushing Attempts, Game**  
10 @ N.O., 9/10/89
- Fewest Rushing Attempts, Opponent, Game**  
11 @ Atl., 12/21/92

**YARDS**

- Most Yards Gained Rushing, Season**  
2,783 1978
- Most Yards Gained Rushing, Opponent, Season**  
2,242 1960  
2,226 1984\*
- Fewest Yards Gained Rushing, Season**  
1,049 1960  
1,409 1989\*
- Fewest Yards Gained Rushing, Opponent, Season**  
1,050 1969  
1,244 1992\*
- Most Yards Gained Rushing, Game**  
354 @ Balt., 12/6/81
- Most Yards Gained Rushing, Opponent, Game**  
289 vs. Phil., 10/22/61
- Most Yards Gained Rushing, Both Teams, Game**  
510 @ Balt., 12/6/81  
466 vs. Phil., 10/22/61
- Fewest Yards Gained Rushing, Game**  
20 @ N.O., 9/10/89  
20 vs. Gia., 9/16/90
- Fewest Yards Gained Rushing, Opponent, Game**  
7 vs. Pitt., 10/30/66

**AVERAGE GAIN**

- Highest Average Gain Rushing, Season**  
4.7 1962  
4.5 1974
- Lowest Average Gain Rushing, Season**  
3.4 1960  
3.7 1984

**TOUCHDOWNS**

- Most Touchdowns Rushing, Season**  
26 1980
- Most Touchdowns, Rushing, Opponent, Season**  
24 1960
- Fewest Touchdowns, Rushing, Season**  
6 1960, 1961  
7 1989\*
- Fewest Touchdowns, Rushing, Opponent, Season**  
2 1968  
7 1993\*
- Most Touchdowns, Rushing, Game**  
5 @ Buff., 9/19/71  
5 vs. Phoe., 12/16/90
- Most Touchdowns, Rushing, Opponent, Game**  
5 4 times, last vs. Phil., 10/10/65
- Most Touchdowns, Rushing, Both Teams, Game**  
6 7 times, last vs. Phoe., 12/16/90

**PASSING**

**ATTEMPTS**

- Most Passes Attempted, Season**  
604 1984
- Most Passes Attempted, Opponent, Season**  
558 1983
- Fewest Passes Attempted, Season**  
297 1970  
439 1981\*
- Fewest Passes Attempted, Opponent, Season**  
293 1960  
432 1978\*
- Most Passes Attempted, Game**  
62 @ Det., 9/15/85
- Most Passes Attempted, Opponent, Game**  
59 vs. K.C., 11/20/83
- Most Passes Attempted, Both Teams, Game**  
99 @ Phil., 10/23/88
- Fewest Passes Attempted, Game**  
11 vs. Gia., 10/21/73  
11 vs. Atl., 10/11/70
- Fewest Passes Attempted, Opponent, Game**  
10 vs. Wash., 10/3/71  
10 vs. Mia., 11/22/73
- Fewest Passes Attempted, Both Teams, Game**  
28 @ Jets, 12/21/75

**COMPLETIONS**

- Most Passes Completed, Season**  
346 1983
- Most Passes Completed, Opponent, Season**  
334 1993
- Fewest Passes Completed Season**  
149 1970  
251 1978\*
- Fewest Passes Completed, Opponent, Season**  
146 1960  
202 1978\*
- Most Passes Completed, Game**  
40 @ Det., 9/15/85

\*16-game record

**THE RECORDS**

*Cowboys Team Records (Cont.)*

**Most Passes Completed, Opponent, Game**

41 @ Hou., 11/10/91

**Most Pass Completions, Both Teams, Game**

65 @ Hou., 11/10/91

58 @ Phil., 10/23/88

**Fewest Passes Completed, Game**

4 vs. Atl., 10/11/70

**Fewest Passes Completed, Opponent, Game**

2 @ Jets, 12/21/75

**Fewest Pass Completions, Both Teams, Game**

8 @ Jets, 12/21/75

**YARDS**

**Most Yards Gained, Passing, Season**

3,861 1985

**Most Yards Gained, Passing, Opponent, Season**

3,928 1983

**Fewest Yards Gained, Passing, Season**

2,013 1964

2,581 1990\*

**Fewest Yards Gained, Passing, Opponent, Season**

1,562 1977

2,288 1980\*

**Most Yards Gained, Passing, Game**

452 @ Det., 9/15/85

**Most Yards Gained, Passing, Opponent, Game**

437 Chic., 11/18/62

**Most Yards Gained, Passing, Both Teams, Game**

720 @ Gia., 10/6/85

708 vs. Mia., 10/25/81

**Fewest Yards Gained, Passing, Game**

-10 @ GBay, 10/24/65

**Fewest Yards Gained, Passing, Opponent, Game**

-1 @ GBay, 10/24/65

-1 @ Jets, 12/21/75

**Fewest Yards Gained, Passing, Both Teams, Game**

-11 @ GBay, 10/24/75

**COMPLETION PERCENTAGE**

**Highest Completion Percentage, Season**

66.7 1993 (317 of 475)

**Highest Completion Percentage, Opponent, Season**

61.7 1989 (301 of 488)

**Lowest Completion Percentage, Season**

46.1 1960 (163 of 354)

**Lowest Completion Percentage, Opponent, Season**

40.5 1960 (159 of 393)

**Highest Completion Percentage, Game (10 att.)**

87.5 @ Phil., 11/6/83 (21 of 24)

**Highest Completion Percentage, Opponent, Game (10 att.)**

85.7 @ Det., 12/11/60 (12 of 14)

**Highest Completion Percentage, Both Teams, Game**

80.7 @ Gia., 10/10/76 (25 of 31)

**Lowest Completion Percentage, Game**

28.6 vs. Wash., 9/26/65 (6 of 21)

**Lowest Completion Percentage, Opponent, Game**

15.4 @ Jets, 12/21/75 (2 of 13)

**Lowest Completion Percentage, Both Teams, Game**

28.6 @ Jets, 12/21/75 (8 of 28)

**TOUCHDOWNS**

**Most Touchdowns, Passing, Season**

31 1962, 1983

**Most Touchdowns, Passing, Opponent, Season**

33 1962

**Fewest Touchdowns, Passing, Season**

10 1964

12 1990\*

**Fewest Touchdowns, Passing, Opponent, Season**

10 1970

11 1978\*

**Most Touchdowns, Passing, Game**

5 6 times, last @ Gia., 10/30/83

**Most Touchdowns, Passing, Opponent, Game**

5 vs. Balt., 10/30/60

5 @ Clev., 11/2/69

**SACKS**

**TOTAL SACKS**

**Most Sacks, Season**

62 1985

**Most Sacks, Opponent, Season**

68 1964

**Fewest Sacks, Season**

20 1960, 1963

23 1991\*

**Fewest Sacks, Opponent, Season**

23 1992

**Most Sacks, Game**

12 @ Pitt., 11/20/66

12 @ Hou., 9/29/85

**Most Sacks, Opponent, Game**

11 @ S.D., 11/16/86

11 vs. Phil., 9/15/91

**Most Sacks, Both Teams, Game**

17 @ Pitt., 11/20/66

**Games With No Sacks Allowed, Season**

5 1972, 1988, 1989, 1992

**SACK YARDAGE**

**Most Sack Yardage, Season**

459 1985

**Most Sack Yardage, Opponent, Season**

503 1964

**Fewest Sack Yardage, Season**

143 1963

151 1991\*

**Fewest Sack Yardage, Opponent, Season**

112 1992

**Most Sack Yardage, Game**

84 vs. Det., 10/6/75

**Most Sack Yardage, Opponent, Game**

67 N.O., 9/25/83

67 vs. Phil., 9/15/91

**INTERCEPTIONS**

**TOTAL INTERCEPTIONS**

**Most Interceptions, Season**

37 1981

\*16-game record

**THE RECORDS**

*Cowboys Team Records (Cont.)*

**Most Interceptions, Opponent, Season**  
33 1960

**Fewest Interceptions, Season**  
7 1989  
10 1988

**Fewest Interceptions, Opponent, Season**  
6 1993  
10 1977

**Most Interceptions, Game**

7 vs. Phil., 9/30/60  
7 @ Phil., 9/26/71

**Most Interceptions, Opponent, Game**  
5 5 times, last by vs. Raid., 11/9/86

**YARDS GAINED**

**Most Yards, Season**

549 1963  
523 1980

**Most Yards, Opponent, Season**

586 1961  
437 1963

**Fewest Yards, Season**

37 1989  
67 1987

**Fewest Yards, Opponent, Season**

47 1993  
93 1974

**Most Yards, Game**

183 vs. Wash., 11/3/63  
150 @ Phil., 9/26/71

**Most Yards, Opponent, Game**

138 vs. Gia., 10/15/61  
129 @ Minn., 10/18/70

**TOUCHDOWNS**

**Most Touchdowns By Interceptions, Season**

4 1985

**Most Touchdowns By Interceptions, Opponent, Season**

4 1990

**PUNTING**

**TOTAL PUNTS**

**Most Punts, Season**

108 1984

**Most Punts, Opponent, Season**

108 1978

**Most Punts, Game**

11 vs. Phil., 9/3/84

**Most Punts, Opponent, Game**

11 4 times, last by vs. N.E., 11/22/84

**Fewest Punts, Both Teams, Game**

1 vs. Clev., 12/3/61

**Consecutive Punts, No Blocks**

396 1961-66  
382 1978-83

**Consecutive Punts, No Blocks, Opponent**

591 1977-84  
329 1960-65

**AVERAGE YARDAGE**

**Highest Average Distance, Punting, Season**  
45.4 1962

**Highest Average Distance, Punting, Opponent, Season**

45.5 1961

**Highest Average Distance, Punting, Game (4 punts)**

53.4 vs. N.O., 11/3/68

**Highest Average Distance, Punting, Opponent, Game (4 punts)**

54.3 @ Clev., 10/17/65

**PUNT RETURNS**

**TOTAL RETURNS**

**Most Punt Returns, Season**

63 1978

**Most Punt Returns, Opponent, Season**

55 1984

**Fewest Punt Returns, Season**

18 1962  
29 1991\*

**Fewest Punt Returns, Opponent, Season**

15 1972  
28 1991\*

**Most Punt Returns, Game**

9 vs. Buff., 11/15/76

**Most Punt Returns, Opponent, Game**

8 vs. Gia., 11/4/84

**YARDS GAINED**

**Most Yards, Punt Returns, Season**

573 1974

**Most Yards, Punt Returns, Opponent, Season**

588 1983

**Fewest Yards, Punt Returns, Season**

81 1962  
197 1989\*

**Fewest Yards, Punt Returns, Opponent, Season**

41 1972  
169 1993\*

**Most Yards, Punt Returns, Game**

124 @ Phil., 12/15/91

**Most Yards, Punt Returns, Opponent, Game**

109 vs. StL., 11/16/70

**TOUCHDOWNS**

**Most Touchdowns, Punt Returns, Season**

2 1968, 1992, 1993

**Most Touchdowns, Punt Returns, Opponent, Season**

1 9 times, last 1990

**KICKOFF RETURNS**

**TOTAL RETURNS**

**Most Kickoff Returns, Season**

77 1983

**Most Kickoff Returns, Opponent, Season**

78 1966, 1983

**Fewest Kickoff Returns, Season**

33 1973  
36 1993\*

**Fewest Kickoff Returns, Opponent, Season**

32 1960  
46 1989\*

\*16-game record



**THE RECORDS**

*Cowboys Team Records (Cont.)*

<b>Most Kickoff Returns, Game</b>	9 @ Minn., 10/18/70
<b>Most Kickoff Returns, Opponent, Game</b>	10 Det., 9/15/68
<b>YARDS GAINED</b>	
<b>Most Yards, Kickoff Returns, Season</b>	1,709 1989
<b>Most Yards, Kickoff Returns, Opponent, Season</b>	1,806 1983
<b>Fewest Yards, Kickoff Returns, Season</b>	699 1992 718 1969
<b>Fewest Yards, Kickoff Returns, Opponent, Season</b>	811 1960 853 1989
<b>Most Yards, Kickoff Returns, Game</b>	260 vs. S.F., 11/7/65
<b>Most Yards, Kickoff Returns, Opponent, Game</b>	261 @ Phil., 11/6/66
<b>TOUCHDOWNS</b>	
<b>Most Touchdowns, Kickoff Returns, Season</b>	2 1971
<b>Most Touchdowns, Kickoff Returns, Opponent, Season</b>	3 1966

**FUMBLES**

<b>TOTAL FUMBLES</b>	
<b>Most Fumbles, Season</b>	46 1961
<b>Most Fumbles, Opponent, Season</b>	44 1973
<b>Fewest Fumbles, Season</b>	16 1992
<b>Fewest Fumbles, Opponent, Season</b>	20 1979
<b>Most Fumbles, Game</b>	7 vs. Gia., 10/11/71
<b>Most Fumbles, Opponent, Game</b>	7 @ Wash., 11/28/65 7 vs. K.C., 11/10/75
<b>FUMBLES LOST</b>	
<b>Most Fumbles Lost, Season</b>	21 1961, 1971, 1979
<b>Most Fumbles Lost, Opponent, Season</b>	25 1971
<b>Fewest Fumbles Lost, Season</b>	9 1990, 1992
<b>Fewest Fumbles Lost, Opponent, Season</b>	9 1988
<b>Most Fumbles Lost, Game</b>	5 3 times, last vs. K.C., 11/10/75
<b>Most Fumbles Lost, Opponent, Game</b>	5 4 times, last vs. Raid., 10/23/83
<b>Most Consecutive Games without Losing Fumble</b>	4 1991, 1992

**PENALTIES**

<b>TOTAL PENALTIES</b>	
<b>Most Penalties, Season</b>	141 1988
<b>Most Penalties, Opponent, Season</b>	108 1985
<b>Fewest Penalties, Season</b>	47 1961 74 1991*
<b>Fewest Penalties, Opponent, Season</b>	38 1961 70 1979*
<b>Most Penalties, Game</b>	17 @ Clev., 12/4/88 16 @ Jets, 10/4/87
<b>Most Penalties, Opponent, Game</b>	14 TBay, 10/8/83
<b>Fewest Penalties, Game</b>	0 @ StL., 12/10/61 0 vs. Wash., 11/23/80 0 @ Wash., 11/5/89
<b>Fewest Penalties, Opponent, Game</b>	0 @ Pitt., 10/21/62 0 @ Phil., 12/5/65
<b>YARDS PENALIZED</b>	
<b>Most Yards Penalized, Season</b>	1,148 1988
<b>Most Yards Penalized, Opponent, Season</b>	990 1985
<b>Fewest Yards Penalized, Season</b>	427 1961 610 1991*
<b>Fewest Yards Penalized, Opponent, Season</b>	362 1961 653 1993*
<b>Most Yards Penalized, Game</b>	161 @ Wash., 11/2/70 159 vs. Phil., 10/13/68
<b>Most Yards Penalized, Opponent, Game</b>	185 vs. TBay, 10/9/83 166 @ StL., 10/9/77
<b>Fewest Yards Penalized, Game</b>	0 @ StL., 12/10/61 0 vs. Wash., 11/23/80 0 @ Wash., 11/5/89
<b>Fewest Yards Penalized, Opponent, Game</b>	0 @ Pitt., 10/21/62 0 @ Phil., 12/5/65
<b>BLOCKED KICKS</b>	
<b>BLOCKED PUNTS</b>	
<b>Most, Season</b>	4 1976 3 1991 2 1973, 1977, 1990, 1992
<b>Most, Season, Opponent</b>	2 1973, 1976, 1989
<b>Most, Game</b>	2 @ Gia., 10/21/71 2 @ Hou., 11/10/91
<b>Most, Game, Opponent</b>	1 Many times, last @ Gia., 12/16/89

\*16-game record

## Largest Margin of Victory

- 49 points, (56-7) vs. Philadelphia, Oct. 9, 1966
- 46 points, (59-13) @ Detroit, Sept. 15, 1968
- 45 points, (52-7) vs. N.Y. Giants, Sept. 18, 1966  
45 points, (59-14) vs. San Francisco, Oct. 12, 1980
- 44 points, (51-7) vs. Seattle, Nov. 27, 1980
- 42 points, (52-10) vs. Houston, Dec. 20, 1970  
42 points, (52-10) vs. N.Y. Jets, Dec. 4, 1971
- 38 points, (38-0) @ Baltimore, Sept. 4, 1978
- 37 points, (40-3) @ New Orleans, Sept. 24, 1973  
37 points, (37-0) vs. Detroit, Oct. 30, 1977

## Largest Margin of Defeat

- 44 points, (44-0) vs. Chicago, Nov. 17, 1985
- 41 points, (48-7) vs. Cleveland, Oct. 16, 1960  
41 points, (54-13) @ Minnesota, Oct. 18, 1970
- 40 points, (43-3) vs. Minnesota, Nov. 13, 1988
- 38 points, (45-7) vs. Baltimore, Oct. 30, 1960  
38 points, (38-0) vs. St. Louis, Nov. 16, 1970
- 36 points, (43-7) vs. Philadelphia, Oct. 22, 1961
- 34 points, (41-7) @ Green Bay, Nov. 13, 1960
- 32 points, (52-20) @ St. Louis, Dec. 9, 1962  
32 points, (42-10) @ Cleveland, Nov. 2, 1969

## Cowboys Big Days

### RUSHING

- 237 — Emmitt Smith @ Philadelphia, Oct. 31, 1993 (30 carries).  
**206 — Tony Dorsett vs. Philadelphia, Dec. 4, 1977 (23 carries).**  
 183 — Tony Dorsett @ N.Y. Giants, Nov. 9, 1980 (24 carries).  
 182 — Emmitt Smith @ Phoenix, Sept. 22, 1991 (23 carries).  
 175 — Tony Dorsett @ Baltimore, Dec. 6, 1981 (30 carries).  
 174 — Emmitt Smith @ Atlanta, Dec. 21, 1992 (24 carries).  
 173 — Herschel Walker @ New England, Nov. 15, 1987 (28 carries).  
 172 — Emmitt Smith vs. Philadelphia, Dec. 6, 1993 (23 carries).  
 168 — Emmitt Smith @ N.Y. Giants, Jan. 2, 1994 (32 carries).  
 163 — Emmitt Smith vs. Philadelphia, Nov. 1, 1992 (30 carries).  
 162 — Tony Dorsett @ New England, Sept. 21, 1981 (19 carries).  
 160 — Emmitt Smith vs. Atlanta, Dec. 22, 1991 (32 carries).  
 159 — Tony Dorsett vs. L.A. Rams, Oct. 18, 1981 (27 carries).  
 159 — Tony Dorsett @ Houston, Sept. 29, 1985 (23 carries).  
 154 — Tony Dorsett vs. St. Louis, Sept. 24, 1978 (21 carries).  
 153 — Calvin Hill vs. San Francisco, Nov. 10, 1974 (32 carries).  
 153 — Tony Dorsett @ Minnesota, Jan. 3, 1983 (16 carries).  
 153 — Emmitt Smith vs. Washington, Dec. 26, 1993 (21 carries).  
 152 — Tony Dorsett vs. New Orleans, Nov. 19, 1978 (25 carries).  
 152 — Emmitt Smith @ L.A. Raiders, Oct. 25, 1992 (29 carries).  
 151 — Tony Dorsett @ Washington, Sept. 5, 1983 (14 carries).  
**150 — Calvin Hill @ Washington, Nov. 16, 1969 (27 carries).**  
 149 — Tony Dorsett @ Green Bay, Nov. 12, 1978 (23 carries).  
 149 — Herschel Walker @ Phoenix, Sept. 12, 1988 (29 carries).  
 147 — Tony Dorsett vs. Baltimore, Sept. 4, 1978 (15 carries).  
 145 — Tony Dorsett @ Minnesota, Oct. 7, 1979 (21 carries).

**Bold denotes rookie**

---



---

THE RECORDS

---

**RUSHING (Cont.)**

- 141 — **Tony Dorsett @ St. Louis, Oct. 9, 1977 (14 carries).**  
 141 — Tony Dorsett @ Minnesota, Oct. 2, 1983 (26 carries).  
 140 — Calvin Hill vs. Philadelphia, Oct. 20, 1974 (26 carries).  
 140 — Emmitt Smith vs. Washington, Sept. 7, 1992 (27 carries).  
**138 — Calvin Hill @ New Orleans, Sept. 28, 1969 (23 carries).**  
 137 — Don Perkins vs. St. Louis, Oct. 28, 1962 (24 carries).  
 137 — Don Perkins vs. N.Y. Giants, Oct. 11, 1964 (17 carries).  
 137 — Herschel Walker vs. St. Louis, Dec. 27, 1987 (25 carries).  
**134 — Duane Thomas @ Kansas City, Oct. 25, 1970 (20 carries).**  
 134 — Herschel Walker @ Cleveland, Dec. 4, 1988 (25 carries).

**PASSING**

- 460 — Don Meredith @ San Francisco, Nov. 10, 1963 (30 of 48).  
 406 — Don Meredith @ Washington, Nov. 13, 1966 (21 of 29).  
 394 — Don Meredith @ Philadelphia, Nov. 6, 1966 (14 of 24).  
 389 — Gary Hogeboom @ San Francisco, Dec. 22, 1985 (28 of 49).  
**379 — Troy Aikman @ Phoenix, Nov. 12, 1989 (21 of 40).**  
 377 — Danny White vs. Tampa Bay, Oct. 9, 1983 (29 of 44).  
 362 — Danny White vs. Atlanta, Oct. 27, 1985 (27 of 47).  
 359 — Danny White @ Washington, Dec. 13, 1987 (27 of 49).  
 358 — Don Meredith vs. N.Y. Giants, Sept. 18, 1966 (14 of 24).  
 354 — Danny White vs. Miami, Oct. 25, 1981 (22 of 32).  
 349 — Craig Morton vs. Houston, Dec. 20, 1970 (13 of 17).  
 347 — Danny White vs. Pittsburgh, Sept. 13, 1982 (25 of 36).  
 345 — Eddie LeBaron vs. Pittsburgh, Sept. 24, 1960 (15 of 28).  
 343 — Gary Hogeboom @ L.A. Rams, Sept. 3, 1984 (33 of 47).  
 342 — Danny White @ N.Y. Giants, Oct. 6, 1985 (31 of 46).  
 342 — Steve Pelluer @ Philadelphia, Oct. 23, 1988 (32 of 46).  
 341 — Danny White vs. Minnesota, Nov. 26, 1987 (25 of 41).  
 339 — Roger Staubach vs. Baltimore, Sept. 26, 1976 (22 of 28).  
 339 — Steve Pelluer @ N.Y. Giants, Nov. 2, 1986 (28 of 38).  
 336 — Roger Staubach vs. Washington, Dec. 16, 1979 (24 of 42).

**RECEIVING**

- 246 — Bob Hayes @ Washington, Nov. 13, 1966 (9 catches).  
 241 — Frank Clarke vs. Washington, Sept. 16, 1962 (10 catches).  
 223 — Lance Rentzel vs. Washington, Nov. 19, 1967 (13 catches).  
 213 — Tony Hill vs. Philadelphia, Nov. 12, 1979 (7 catches).  
 210 — Michael Irvin vs. Phoenix, Sept. 20, 1992 (8 catches).  
**203 — James Dixon @ Phoenix, Nov. 12, 1989 (6 catches).**  
 195 — Bob Hayes vs. N.Y. Giants, Sept. 18, 1966 (6 catches).  
 190 — Frank Clarke @ San Francisco, Nov. 10, 1963 (8 catches).  
 188 — Drew Pearson @ Detroit, Oct. 6, 1975 (6 catches).  
 187 — Bob Hayes vs. Houston, Dec. 20, 1970 (6 catches).  
 181 — Bob Hayes vs. Baltimore, Dec. 13, 1969 (5 catches).  
 181 — Tony Hill @ Detroit, Sept. 15, 1985 (11 catches).  
**177 — Bob Hayes vs. Philadelphia, Oct. 10, 1965 (8 catches).**  
 170 — Bob Hayes @ Pittsburgh, Oct. 22, 1967 (7 catches).  
 170 — Herschel Walker vs. Philadelphia, Dec. 14, 1986 (9 catches).  
 169 — Michael Irvin vs. Atlanta, Dec. 22, 1991 (10 catches).  
 168 — Frank Clarke @ N.Y. Giants, Oct. 20, 1963 (4 catches).  
 168 — Michael Irvin vs. L.A. Rams, Nov. 15, 1992 (8 catches).  
 168 — Michael Irvin vs. San Francisco, Oct. 17, 1993 (12 catches).  
 164 — Mike Renfro @ San Francisco, Dec. 22, 1985 (9 catches).

**Bold denotes rookie**

# Cowboys Longest Plays

## LONG RUNS FROM SCRIMMAGE

- 99 — Tony Dorsett @ Minnesota, Jan. 3, 1983 (TD).  
**84 — Tony Dorsett vs. Philadelphia, Dec. 4, 1977 (TD).**  
 84 — Herschel Walker vs. Philadelphia, Dec. 14, 1986 (TD).  
**77 — Tony Dorsett @ St. Louis, Oct. 9, 1977 (TD).**  
 77 — Tony Dorsett @ Washington, Sept. 5, 1983.  
 75 — Tony Dorsett @ New England, Sept. 21, 1981 (TD).  
 75 — Emmitt Smith vs. Washington, Sept. 9, 1991 (TD).  
**73 — Amos Bullocks vs. Chicago, Nov. 18, 1962 (TD).**  
**71 — Amos Marsh vs. N.Y. Giants, Oct. 15, 1961.**  
 70 — Amos Marsh @ Washington, Nov. 4, 1962.  
**68 — Les Shy vs. Philadelphia, Oct. 9, 1966.**  
 68 — Emmitt Smith vs. N.Y. Giants, Nov. 26, 1992 (TD).  
 67 — Dan Reeves vs. Washington, Dec. 11, 1966 (TD).  
 64 — Jim Stiger @ Washington, Nov. 22, 1964.  
 63 — Tony Dorsett vs. New Orleans, Nov. 19, 1978.  
 63 — Paul Palmer @ Kansas City, Oct. 22, 1989 (TD).  
 62 — Kelvin Edwards vs. Philadelphia, Oct. 11, 1987 (TD).  
 62 — Emmitt Smith @ Philadelphia, Oct. 31, 1993 (TD).  
 60 — Tony Dorsett vs. Atlanta, Oct. 27, 1985 (TD).  
 60 — Herschel Walker @ New England, Nov. 15, 1987 (TD).  
 60 — Emmitt Smith @ Phoenix, Sept. 22, 1961 (TD).

## LONG FORWARD PASSES

- 95 — Don Meredith to Bob Hayes @ Washington, Nov. 13, 1966 (TD).  
 91 — Roger Staubach to Tony Dorsett vs. Baltimore, Sept. 4, 1978 (TD).  
 89 — Craig Morton to Bob Hayes @ Kansas City, Oct. 25, 1970 (TD).  
 87 — Troy Aikman to Michael Irvin vs. Phoenix, Sept. 20, 1992 (TD).  
 86 — Craig Morton to Lance Rentzel vs. Philadelphia, Nov. 1, 1970 (TD).  
 86 — Bernie Kosar to Emmitt Smith vs. Phoenix, Nov. 14, 1993.  
 85 — Eddie LeBaron to Amos Marsh @ L.A. Rams, Sept. 30, 1962 (TD).  
 85 — Roger Staubach to Bob Hayes @ N.Y. Giants, Dec. 12, 1971 (TD).  
 84 — Don Meredith to Pete Gent vs. Pittsburgh, Oct. 30, 1966 (TD).  
 84 — Steve Pelluer to Herschel Walker vs. Philadelphia, Dec. 14, 1986 (TD).

## LONG PUNTS

- 84 — Ron Widby @ New Orleans, Nov. 3, 1968.  
 75 — Sam Baker @ L.A. Rams, Sept. 30, 1962.  
**75 — Billy Lothridge vs. N.Y. Giants, Oct. 11, 1964.**  
 73 — Danny White vs. L.A. Rams, Oct. 14, 1979.  
 71 — Sam Baker @ N.Y. Giants, Dec. 16, 1962.  
**71 — Billy Lothridge vs. St. Louis, Sept. 12, 1964.**  
 67 — Dave Sherer @ St. Louis, Oct. 23, 1960.  
 64 — Sam Baker vs. N.Y. Giants, Dec. 1, 1963.  
 64 — Mike Saxon vs. Atlanta, Dec. 22, 1991.  
 63 — Mike Saxon @ St. Louis, Sept. 13, 1987.

## LONG PUNT RETURNS

- 98 — Dennis Morgan @ St. Louis, Oct. 13, 1974 (TD).**  
 90 — Bob Hayes vs. Pittsburgh, Dec. 8, 1968 (TD).  
 85 — Kelvin Martin @ Philadelphia, Dec. 15, 1991 (TD).

**Bold denotes rookie**

---

---

THE RECORDS

---

---

**LONG PUNT RETURNS (Cont.)**

- 79 — Kelvin Martin vs. Washington, Sept. 7, 1992 (TD).  
74 — Kelvin Martin vs. L.A. Rams, Nov. 15, 1992 (TD).  
69 — Bob Hayes vs. St. Louis, Nov. 23, 1967 (TD).  
**69 — Mel Renfro vs. Green Bay, Nov. 29, 1964 (TD).**  
68 — Gary Allen vs. Kansas City, Nov. 20, 1983 (TD).  
**64 — Kevin Williams vs. Miami, Nov. 25, 1993.**  
63 — Bob Hayes @ N.Y. Giants, Dec. 15, 1968 (TD).

**LONG KICKOFF RETURNS**

- 102 — Alexander Wright vs. Atlanta, Dec. 22, 1991 (TD).  
101 — Amos Marsh vs. Philadelphia, Oct. 14, 1962 (TD).  
**101 — Ike Thomas vs. N.Y. Jets, Dec. 4, 1971 (TD).**  
100 — Mel Renfro vs. San Francisco, Nov. 7, 1965 (TD).  
**100 — Mark Washington @ Washington, Nov. 22, 1970 (TD).**  
**97 — Thomas Henderson vs. St. Louis, Sept. 28, 1975 (TD).**  
**97 — James Dixon @ Kansas City, Oct. 22, 1989 (TD).**  
**90 — James Dixon @ Green Bay, Oct. 8, 1989.**  
**90 — Alexander Wright vs. N.Y. Giants, Sept. 16, 1990 (TD).**  
**89 — Ike Thomas vs. L.A. Rams, Nov. 25, 1971 (TD).**

**LONG INTERCEPTION RETURNS**

- 100 — Mike Gaechter vs. Philadelphia, Oct. 14, 1962 (TD).**  
96 — Dennis Thurman @ Washington, Sept. 6, 1981.  
90 — Mel Renfro @ St. Louis, Oct. 4, 1965 (TD).  
86 — Mike Gaechter vs. Washington, Nov. 3, 1963.  
79 — Thomas Henderson vs. Tampa Bay, Oct. 2, 1977 (TD).  
78 — Dennis Thurman @ St. Louis, Nov. 2, 1980 (TD).  
74 — Jim Ridlon @ N.Y. Giants, Nov. 8, 1964 (TD).  
68 — Randy Hughes vs. Cincinnati, Sept. 30, 1979.  
68 — Dexter Clinkscale vs. N.Y. Giants, Sept. 18, 1983 (TD).  
65 — Jim Jeffcoat vs. N.Y. Giants, Dec. 15, 1985 (TD).  
65 — Ray Horton @ Green Bay, Oct. 6, 1991 (TD).

**LONG FUMBLE RETURNS**

- 97 — Chuck Howley @ Atlanta, Oct. 2, 1966 (TD).  
86 — Michael Downs @ Houston, Dec. 13, 1982 (TD).  
84 — Don Bishop vs. St. Louis, Oct. 28, 1962 (TD).  
77 — Jim Jeffcoat vs. Washington, Sept. 24, 1989 (TD).  
72 — Benny Barnes @ San Francisco, Oct. 11, 1981 (TD).  
63 — Jim Ridlon vs. Philadelphia, Dec. 6, 1964 (TD).  
58 — Chuck Howley vs. San Francisco, Nov. 7, 1965.  
54 — Mike Montgomery vs. Detroit, Oct. 30, 1972 (TD).  
42 — Bob Lilly @ St. Louis, Dec. 15, 1963 (TD).  
41 — Bob Lilly @ Washington, Nov. 28, 1965.

**LONG RETURNS OF FIELD GOAL ATTEMPTS**

- 94 — Jerry Norton @ St. Louis, Dec. 9, 1962 (TD).  
62 — Ron Fellows vs. New Orleans, Sept. 25, 1983 (TD).  
60 — Mike Gaechter @ Washington, Nov. 28, 1965 (TD).  
**60 — Obert Logan @ N.Y. Giants, Dec. 19, 1965 (TD).**

Bold denotes rookie

## The Last Time . . .

**400 YARDS TOTAL OFFENSE****By Cowboys** - 410, @ Phoenix, 9/19/93

Playoffs - 408, vs. Buffalo, 1/31/93

**By Opponents** - 400, @ Atlanta, 11/21/93

Playoffs - 415, @ San Francisco, 1/17/93

**500 YARDS TOTAL OFFENSE****By Cowboys** - 554, @ Detroit, 9/15/85

Playoffs - 528, vs. L.A. Rams, 12/28/80

**By Opponents** - 583, @ Houston, 11/10/91

Playoffs - Has never happened

**300 YARDS PASSING IN A GAME BY A PLAYER****By Cowboys** - Troy Aikman, 317, vs. Green Bay, 10/3/93

Playoffs - Troy Aikman, 302, vs. Green Bay, 1/16/94

**By Opponents** - Bobby Hebert, 315, @ Atlanta, 11/21/93

Playoffs - Brett Favre, 331, Green Bay, 1/16/94

**400 YARDS PASSING IN A GAME BY A PLAYER****By Cowboys** - Don Meredith, 406, @ San Francisco, 11/13/66

Playoffs - Has never happened

**By Opponents** - Warren Moon, @ Houston, 432, 11/10/91

Playoffs - Has never happened

**4 TOUCHDOWN PASSES IN A GAME BY A PLAYER****By Cowboys** - Troy Aikman, vs. L.A. Rams, 12/3/89

Playoffs - Troy Aikman, vs. Buffalo, 1/31/93

**By Opponents** - Jim Everett, L.A. Rams, 12/3/89

Playoffs - Terry Bradshaw, Pittsburgh, 1/21/79

**100 YARDS RUSHING IN A GAME BY A PLAYER****By Cowboys** - Emmitt Smith, 168, @ N.Y. Giants, 1/2/94

Playoffs - Emmitt Smith, 132, vs. Buffalo, 1/30/94

**By Opponents** - Rodney Hampton, 114, @ N.Y. Giants, 1/2/94

Playoffs - Eric Dickerson, 248, @ L.A. Rams, 1/4/86

**200 YARDS RUSHING IN A GAME BY A PLAYER****By Cowboys** - Emmitt Smith, 237, @ Philadelphia, 10/31/93

Playoffs - Has never happened

**By Opponents** - Greg Bell, 206, @ Buffalo, 11/18/84

Playoffs - Eric Dickerson, 248, @ L.A. Rams, 1/4/86

**3 TOUCHDOWNS RUSHING IN A GAME BY A PLAYER****By Cowboys** - Emmitt Smith (7, 1, 1), @ Detroit, 11/8/92

Playoffs - Has never happened

**By Opponents** - Cleveland Gary (16, 4, 1), @ L.A. Rams, 11/18/90

Playoffs - Larry Schreiber (1, 1, 1), @ San Francisco, 12/23/72

**100 YARDS RECEIVING IN A GAME BY A PLAYER****By Cowboys** - Michael Irvin, 125, @ Minnesota, 12/12/93

Playoffs - Michael Irvin, 126, vs. Green Bay, 1/16/94

**By Opponents** - Sean Dawkins, 144, @ Indianapolis, 10/10/93

Playoffs - Sterling Sharpe, 128, Green Bay, 1/16/94

**3 TOUCHDOWN CATCHES IN A GAME BY A PLAYER****By Cowboys** - Michael Irvin (87, 41, 4), vs. Phoenix, 9/20/92

Playoffs - Preston Pearson (18, 15, 19), @ L.A. Rams, 1/14/76

**By Opponents** - Mark Clayton (41, 39, 63), @ Miami, 12/17/84

Playoffs - Has never happened

**3 TOUCHDOWNS IN A GAME BY A PLAYER****By Cowboys** - Emmitt Smith (3 rushing), @ Detroit, 11/8/92

Playoffs - Preston Pearson (3 receiving), @ L.A. Rams, 1/14/76

**By Opponents** - Cleveland Gary (3 rushing), @ L.A. Rams, 11/18/90

Playoffs - Larry Schreiber (3 rushing), @ San Francisco, 12/23/72

**4 TOUCHDOWNS IN A GAME BY A PLAYER****By Cowboys** - Emmitt Smith (4 rushing), vs. Phoenix, 12/16/90

Playoffs - Has never happened

**By Opponents** - Harold Jackson (4 receiving), @ L.A. Rams, 10/12/73

Playoffs - Has never happened

**3 INTERCEPTIONS IN A GAME BY A PLAYER****By Cowboys** - Dennis Thurman, vs. Philadelphia, 12/13/81

Playoffs - Dennis Thurman, vs. Green Bay, 1/16/83

**By Opponents** - Roger Wehril, @ St. Louis, 12/7/75

Playoffs - Has never happened

**PUNT RETURNED FOR A TOUCHDOWN****By Cowboys** - Kevin Williams, 62 yards, vs. Washington, 12/26/93

Playoffs - Golden Richards, 63 yards, vs. Minnesota, 12/30/73

**By Opponents** - Terance Mathis, 98 yards, @ N.Y. Jets, 11/4/90

Playoffs - Has never happened

---

---

THE RECORDS

---

---

*The Last Time . . . (Cont.)*

**KICKOFF RETURNED FOR A TOUCHDOWN**

**By Cowboys** - Alexander Wright, 102 yards, vs. Atlanta, 12/22/91  
Playoffs - Has never happened

**By Opponents** - Robert Brooks, 95 yards, Green Bay, 10/3/93  
Playoffs - Vic Washington, 97 yards, @ San Francisco, 12/23/72

**INTERCEPTION RETURNED FOR A TOUCHDOWN**

**By Cowboys** - Kevin Smith, 32 yards, @ N.Y. Jets, 12/18/93  
Playoffs - Dennis Thurman, 39 yards, vs. Green Bay, 1/16/83

**By Opponents** - Martin Mayhew, 31 yards, @ Washington, 11/24/91  
Playoffs - Melvin Jenkins, 41 yards, @ Detroit, 1/5/92

**FUMBLE RETURNED FOR A TOUCHDOWN**

**By Cowboys** - Russell Maryland, 26 yards, vs. Chicago, 12/27/92  
Playoffs - James Washington, 46 yards, vs. Buffalo, 1/30/94

**By Opponents** - Eric Davis, 47 yards, San Francisco, 10/17/93  
Playoffs - Hugh Green, 60 yards, Tampa Bay, 1/9/83

**PUNT BLOCKED**

**By Cowboys** - Ken Norton, @ N.Y. Giants, 9/13/92  
Playoffs - Darrick Brownlow, @ Chicago, 12/29/91

**By Opponents** - Dwayne Jiles, @ N.Y. Giants, 12/16/89  
Playoffs - Steve Tasker, Buffalo, 1/31/93

**PUNT BLOCKED FOR A TOUCHDOWN**

**By Cowboys** - Ken Norton, @ N.Y. Giants, (Robert Williams runs 3 yards), 9/13/92

Playoffs - Has never happened

**By Opponents** - Miles McPherson, @ San Diego, (Derrie Nelson runs 21 yards), 11/13/83  
Playoffs - Has never happened

**PUNT BLOCKED FOR A SAFETY**

**By Cowboys** - Issiac Holt, vs. Washington, 9/7/92  
Playoffs - Has never happened

**By Opponents** - Ron McGovern, @ Kansas City, 10/22/89  
Playoffs - Reggie Harrison, Pittsburgh, 1/18/76

**SAFETY SCORED**

**By Cowboys** - Issiac Holt, blocked Kelly Goodburn punt out of end zone, vs. Washington, 9/7/92  
Playoffs - Randy White, tackled Vince Ferragamo in end zone, vs. L.A. Rams, 12/30/79

**By Opponents** - Bernie Kosar called for intentional grounding in end zone, vs. Phoenix, 11/14/93  
Playoffs - Reggie Harrison, Pittsburgh, blocked Mitch Hoopes punt out of end zone, 1/18/76

**FIELD GOAL BLOCKED**

**By Cowboys** - Jimmie Jones, vs. Miami, 11/25/93  
Playoffs - Aaron Mitchell, @ Philadelphia, 1/11/81

**By Opponents** - Eric Swann, Phoenix, 9/20/92  
Playoffs - Frank Nunley, @ San Francisco, 1/2/72

**BLOCKED FIELD GOAL RETURNED FOR A TOUCHDOWN**

**By Cowboys** - Ron Fellows, vs. New Orleans, 62 yards, (blocked by Ed Jones), 9/25/83  
Playoffs - Has never happened

**By Opponents** - William White, @ Detroit, 55 yards, (blocked by Marc Spindler), 10/27/91  
Playoffs - Has never happened

**PAT MISSED**

**By Cowboys** - Lin Elliott, @ Washington, 9/6/93  
Playoffs - Lin Elliott, @ San Francisco, 1/17/93

**By Opponents** - Fumbled snap, @ Denver, 12/6/92  
Playoffs - Jan Stenerud, Green Bay, 1/16/83

**PAT BLOCKED**

**By Cowboys** - Jim Jeffcoat, @ N.Y. Giants, 12/16/89  
Playoffs - Rod Hill, vs. Green Bay, 1/16/83

**By Opponents** - Shawn Patterson, @ Green Bay, 10/8/89  
Playoffs - Carl Eller, Minnesota, 1/1/78

**50 POINTS SCORED IN A GAME**

**By Cowboys** - Dallas 51, Seattle, 7, 11/27/80  
Playoffs - Dallas 52, Buffalo 17, 1/31/93

**By Opponents** - @ Cincinnati 50, Dallas 24, 12/8/85  
Playoffs - Has never happened

**40 POINTS SCORED IN A GAME**

**By Cowboys** - Dallas 41, Atlanta 17, 12/21/92  
Playoffs - Dallas 52, Buffalo 17, 1/31/93

**By Opponents** - Minnesota 43, Dallas 3, 11/13/88  
Playoffs - Has never happened

**SHUTOUT SCORED IN A GAME**

**By Cowboys** - Dallas 27, Seattle 0, 10/11/92  
Playoffs - Dallas 38, Tampa Bay 0, 1/2/82

**By Opponents** - Philadelphia 24, Dallas 0, 9/15/91  
Playoffs - @ L.A. Rams 20, Dallas 0, 1/4/86

## Consecutive Winning Seasons

### LONGEST WINNING STREAKS OF ALL-TIME

1. New York Yankees (1926-1964) ..... 39
  2. Montreal Canadiens (1951/52-1982/83) ..... 32
  - \*3. Boston Bruins (1967/68-1993/94) ..... 27
  4. DALLAS COWBOYS (1966-1985) ..... 20
  5. Baltimore Orioles (1968-1985) ..... 18
  6. Chicago White Sox (1951-1967) ..... 17
  7. Chicago Black Hawks (1960/61-1975/76) ..... 16
  - Los Angeles Raiders (1965-1980) ..... 16
  - Boston Red Sox (1967-1982) ..... 16
  - Philadelphia Flyers (1972/73-1987/88) ..... 16
  - Los Angeles Lakers (1976/77-1991/92) ..... 16
- \*Active

### THANKSGIVING DAY RECORD

(17-8-1)

1966 W Cleveland 26-14	1980 W Seattle 51-7
1967 W St. Louis 46-21	1981 W Chicago 10-9
1968 W Washington 29-20	1982 W Cleveland 31-14
1969 T San Francisco 24-24	1983 W St. Louis 35-17
1970 W Green Bay 16-3	1984 W New England 20-17
1971 W Los Angeles 28-21	1985 W St. Louis 35-17
1972 L San Francisco 31-10	1986 L Seattle 31-14
1973 L Miami 14-7	1987 L Minnesota 44-38 (OT)
1974 W Washington 24-23	1988 L Houston 25-17
1975 DNP	1989 L Philadelphia 27-0
1976 W St. Louis 19-14	1990 W Washington 27-17
1977 DNP	1991 W Pittsburgh 20-10
1978 W Washington 37-10	1992 W N.Y. Giants 30-3
1979 L Houston 30-24	1993 L Miami 14-16

### COWBOYS' WON-LOST RECORD


(Regular Season)

Vs. AFC — 51-29	On Thanksgiving Day — 17-8-1
On Monday Night Football — 23-21*	Game After Thanksgiving — 20-6
Week After MNF — 22-19*	On Thursdays — 0-1
On Sunday Night Football — 8-5	(non-Thanksgiving)
(ESPN 1-2) (TNT 2-0)	On Saturdays — 10-7
In Overtime — 7-4	On Fridays — 0-1
In Season Openers — 25-8-1	In Domes — 13-9

\*The Cowboys played three Monday night games prior to the creation of ABC-TV Monday Night Football  
 \*Three times the Cowboys final game of the season was on a Monday night



**THE PLAYOFF  
RECORDS**



## Cowboys Career Playoff Records

## RUSHING

	G	Att.	Yds.	Avg.	Long	TD
Dorsett, Tony (1977-85) .....	17	302	1,383	4.6	53	9
Smith, Emmitt (1990-93) .....	8	178	801	4.5	38	7
Newhouse, Robert (1972-83) .....	23	174	651	3.7	19	3
Thomas, Duane (1970-71) .....	6	130	520	4.0	23	4
Garrison, Walt (1966-74) .....	15	126	493	4.0	19	0
Staubach, Roger (1969-79) .....	20	76	432	5.7	29	0
Hill, Calvin (1969-74) .....	8	90	335	3.8	48	2
Perkins, Don (1961-68) .....	4	66	284	4.0	24	3
Springs, Ron (1979-83) .....	9	42	201	4.8	32	2
Dennison, Doug (1974-78) .....	7	38	130	3.4	14	2
NFL Record						
Harris, Franco (Pittsburgh, 1972-84) .....	19	400	1,556	3.9	50	16

## RECEIVING

	G	No.	Yds.	Avg.	Long	TD
Pearson, Drew (1973-83) .....	22	67	1,105	16.5	83t	8
Hill, Tony (1977-85) .....	17	46	618	13.4	49	4
Dorsett, Tony (1977-85) .....	17	46	403	8.8	32	1
Irvin, Michael (1988-93) .....	8	43	670	15.6	33	3
Pearson, Preston (1975-80) .....	13	43	504	11.7	34	3
DuPree, Billy Joe (1973-83) .....	22	38	438	11.5	28	4
Novacek, Jay (1990-93) .....	8	33	336	10.2	25	5
Hayes, Bob (1965-74) .....	15	27	425	15.7	86t	3
Smith, Emmitt (1990-93) .....	8	27	226	8.4	28	2
Johnson, Butch (1976-83) .....	17	25	394	15.8	45t	4
NFL Record						
Rice, Jerry (San Francisco, 1985-93) .....	15	84	1,306	15.5	72t	13

## RUSHING-RECEIVING

	G	Rushing	Receiving	Total
Dorsett, Tony (1977-85) .....	17	1,383	403	1,786
Pearson, Drew (1973-83) .....	22	16	1,105	1,121
Smith, Emmitt (1990-93) .....	8	801	226	1,027
Newhouse, Robert (1972-83) .....	23	651	69	720
Hill, Tony (1977-85) .....	17	-6	618	612
NFL Record				
Harris, Franco (Pittsburgh, 1972-84) .....	19	1,556	504	2,060

## PASSING (Min. 150 Attempts)

	G	Att.	Comp.	Pct.	Yds.	TD	Int.	Rating
*Aikman, Troy (1989-93) .....	7	187	133	71.1	1,595	13	4	111.2
Staubach, Roger (1969-79) .....	20	410	223	54.4	2,791	24	19	76.0
White, Danny (1976-85) .....	18	360	206	57.2	2,284	15	16	71.6
*NFL Record								

**THE PLAYOFF RECORDS**

**SCORING**

	<b>G</b>	<b>TD</b>	<b>PAT</b>	<b>FG</b>	<b>Total</b>
Septien, Rafael (1978-85) .....	13	—	40	18	94
Dorsett, Tony (1977-85) .....	17	10	—	—	60
Smith, Emmitt (1990-93) .....	8	9	—	—	54
Fritsch, Toni (1971-73, 75) .....	7	—	15	12	51
Pearson, Drew (1973-83) .....	22	8	—	—	48
Clark, Mike (1968-71, 73) .....	8	—	14	9	41
Herrera, Efren (1974, 1976-77) .....	4	—	10	7	31
Thomas, Duane (1970-71) .....	6	5	—	—	30
Novacek, Jay (1990-93) .....	8	5	—	—	30
Murray, Eddie (1993) .....	3	—	11	6	29
NFL Record					
Blanda, George (Chi.-Hou.-Oak, 1949-75) .....	19	—	49	22	115

**FIELD GOALS (Min. 10 Field Goals)**

	<b>G</b>	<b>Att.</b>	<b>Made</b>	<b>Pct.</b>	<b>Long</b>
Septien, Rafael (1978-85) .....	15	21	18	85.7	50
Fritsch, Toni (1971-73, 75) .....	7	14	12	85.7	45
NFL Record					
Nelson, Chuck (Minnesota, 1983-88) .....	5	11	10	90.9	47

**PUNTING (Min. 25 Punts)**

	<b>G</b>	<b>No.</b>	<b>Avg.</b>	<b>Long</b>	<b>Blk</b>
Saxon, Mike (1985-92) .....	6	26	43.5	57	1
Widby, Ron (1968-71) .....	8	51	40.1	65	0
White, Danny (1976-83) .....	17	84	36.6	53	0
NFL Record					
Camarillo, Rich (New England, 1981-87) .....	6	35	44.5	62	1

**PUNT RETURNS (Min. 10)**

	<b>G</b>	<b>No.</b>	<b>Yds.</b>	<b>Avg.</b>	<b>Long</b>	<b>TD</b>
Hayes, Bob (1965-74) .....	15	12	151	12.6	68	0
Johnson, Butch (1976-83) .....	17	19	208	11.0	44	0
NFL Record						
Carter, Anthony (Minnesota, 1985-88) .....	6	17	259	15.2	84t	1

**KICKOFF RETURNS (Min. 10)**

	<b>G</b>	<b>No.</b>	<b>Yds.</b>	<b>Avg.</b>	<b>Long</b>	<b>TD</b>
Harris, Cliff (1970-79) .....	21	11	243	22.1	34	0
Martin, Kelvin (1987-92) .....	5	11	237	21.5	39	0
Jones, James (1980-82, 1984-85) .....	6	13	267	20.5	33	0
Fellows, Ron (1981-85) .....	6	11	191	17.4	33	0
Johnson, Butch (1976-83) .....	17	12	207	17.3	26	0
NFL Record						
Garrett, Carl (Oakland, 1976-77) .....	5	16	481	30.1	62	0

## INTERCEPTIONS

	G	No.	Yds.	Avg.	Long	TD
*Water, Charlie (1970-78, 80-81) .....	25	9	124	13.8	29	0
Thurman, Dennis (1978-85) .....	13	7	126	18.0	39t	1
Harris, Cliff (1970-79) .....	21	6	103	17.2	30	0
Howley, Chuck (1961-73) .....	11	4	89	22.3	41	0
Lewis, D.D. (1968-81) .....	27	4	64	16.0	23	0
Jordan, Lee Roy (1963-76) .....	19	4	34	8.5	41	0
Renfro, Mel (1964-77) .....	21	4	32	8.0	19	0
Washington, James (1990-93) .....	8	3	46	15.3	21	0
Everett, Thomas (1992-93) .....	6	3	36	12.0	22	0
Walls, Everson (1981-85) .....	7	3	20	6.7	20	0
Hughes, Randy (1975-80) .....	12	3	1	0.3	1	0
Barnes, Benny (1972-82) .....	21	3	0	0.0	0	0

\*Shares NFL record with Bill Simpson (L.A. Rams-Buffalo, 1974-1982) and Ronnie Lott (San Francisco-L.A. Raiders, 1981-91)

## Cowboys Individual Playoff Records

## SERVICE

## Most Games, Career

27	D.D. Lewis, 1968, 1970-81
26	Larry Cole, 1968-80
25	Charlie Waters, 1970-78, 1980-81

## SCORING

## POINTS

## Most Points, Game

18	Craig Baynham, vs. Cleveland, 12/24/67
18	Preston Pearson, @ L.A. Rams, 1/4/76
13	Toni Fritch, @ L.A. Rams, 1/4/76
13	Efren Herrera, vs. Chicago, 12/26/77
13	Rafael Septien, vs. Green Bay, 1/16/83

## Game, Opponent

18	Larry Schreiber, @S.F., 12/23/72
14	Curt Knight, @ Washington, 12/31/72

## TOUCHDOWNS

## Game

3	Craig Baynham, vs. Cleveland, 12/24/67 (2-r, 1-p)
3	Preston Pearson, @ L.A. Rams, 1/4/76 (3-p)

## Game, Opponent

3	Larry Schreiber, @S.F., 12/23/72 (3-r)
---	--

## Most Consecutive Games Scoring Touchdown

5	Duane Thomas, 1970-71
3	Tony Dorsett, 1977-78
3	Tony Dorsett, 1981-82
3	Emmitt Smith, 1993
3	Alvin Harper, 1993-94
3	Jay Novacek, 1993-94

## POINTS AFTER TOUCHDOWNS

## Most Attempted, Career

40	Rafael Septien, 1978-86
----	-------------------------

## Most Attempted, Game

7	Danny Villanueva, vs. Cleveland, 12/24/67
7	Lin Elliott, vs. Buffalo, 1/31/93

## Most Made, Career

40	Rafael Septien, 1978-86
----	-------------------------

## Most Made, Game

7	Danny Villanueva, vs. Cleveland, 12/24/67
7	Lin Elliott, vs. Buffalo, 1/31/93

## Made, Opponent

5	Don Cockroft, vs. Cleveland, 12/28/69
5	Roy Gerela, vs. Pittsburgh, 1/21/79
5	Eddie Murray, @ Detroit, 1/5/92

## Most Made, No Misses, Career

40	Rafael Septien 1978-86
----	------------------------

## FIELD GOALS

## Most Attempted, Game

5	Efren Herrera, vs. Denver, 1/15/78
4	Mike Clark, @ Cleveland, 12/21/68

## Most Attempted, Opponent, Game

6	David Ray, vs. L.A. Rams, 12/23/73
4	Curt Knight, @ Washington, 12/31/72

## Most Made, Game

3	5 times, last by Eddie Murray vs. Buffalo, 1/30/94
---	--

## Most Made, Opponent, Game

4	Curt Knight, @ Washington, 12/31/72
3	David Ray, vs. L.A. Rams, 12/23/73

## Most Consecutive Field Goals Made

15	Rafael Septien, 1978-82
7	Efren Herrera, 1976-77
6	Eddie Murray, 1993

## Most Consecutive Games Made

7	Toni Fritch, 1972-76
6	Rafael Septien, 1976-78
4	Efren Herrera, 1982-83

## Longest Field Goal

50	Rafael Septien, vs. Green Bay, 1/16/83
50	Eddie Murray, vs. S.F., 1/23/94
48	Rafael Septien, vs. Atlanta, 1/30/78
47	Mike Clark, @ Cleveland, 12/21/68

## Longest Field Goal, Opponent

54	Steve Christie, vs. Buffalo, 1/30/94
51	Roy Gerela, vs. Pittsburgh, 1/21/79
49	Garo Yepremian, vs. Miami, 1/16/72

# THE PLAYOFF RECORDS

## Cowboys Individual Playoff Records (Cont.)

### SAFETIES

- Most, Game**  
 1 George Andrie and Jethro Pugh, vs. Detroit, 12/26/70  
 1 Jim Jensen, vs. L.A. Rams, 12/19/76
- Most, Opponent, Game**  
 1 Alan Page, @ Minnesota, 12/25/71  
 1 Reggie Harrison, vs. Pittsburgh, 1/18/76

### RUSHING

#### ATTEMPTS

- Game**  
 30 Duane Thomas, vs. Detroit, 12/26/70  
 30 Emmitt Smith, vs. Buffalo, 1/30/94  
 27 Duane Thomas, @ San Francisco, 1/3/71  
 27 Tony Dorsett, vs. Green Bay, 1/16/83
- Opponent, Game**  
 36 John Riggins, vs. Washington, 1/22/83  
 34 Eric Dickerson, @ L.A. Rams, 1/4/86  
 30 Larry Brown, @ Washington, 12/31/72

#### YARDS GAINED

- Game**  
 160 Tony Dorsett, vs. L.A. Rams, 12/28/80  
 143 Duane Thomas, @ San Francisco, 1/3/71  
 135 Duane Thomas, vs. Detroit, 12/26/70
- Game, Opponent**  
 248 Eric Dickerson, @ L.A. Rams, 1/4/86  
 194 Wilbert Montgomery, @ Philadelphia, 1/11/81  
 140 John Riggins, vs. Washington, 1/22/83
- Longest Run**  
 53 Tony Dorsett, @ L.A. Rams, 1/7/79  
 38 Emmitt Smith, vs. Buffalo, 1/31/93  
 32 Ron Springs, vs. L.A. Rams, 12/28/80
- Longest Run, Opponent**  
 71 James Lofton, vs. Green Bay, 1/16/83 (TD)  
 55 Wilbert Montgomery, @ Philadelphia, 1/7/79  
 55 Eric Dickerson, vs. L.A. Rams, 12/26/83 (TD)
- Most Games, 100 or More Yards**  
 5 Emmitt Smith, 1991-93  
 3 Tony Dorsett, 1978-83  
 2 Duane Thomas, 1970-71
- Most Consecutive Games, 100 or More Yards**  
 3 Emmitt Smith, 1992  
 2 Duane Thomas, 1970-71

#### AVERAGE GAIN

- Career (50 attempts)**  
 5.68 Roger Staubach, 1969-79  
 4.58 Tony Dorsett, 1977-85  
 4.50 Emmitt Smith, 1990-93
- Game (10 attempts)**  
 7.27 Tony Dorsett, vs. L.A. Rams, 12/28/80 (22-160)  
 6.94 Calvin Hill, @ San Francisco, 12/23/72 (18-125)  
 6.35 Don Perkins, vs. Green Bay, 1/1/67 (17-108)

#### TOUCHDOWNS

- Game**  
 2 Don Perkins, vs. Cleveland, 12/24/67  
 2 Craig Baynham, vs. Cleveland, 12/24/67  
 2 Tony Dorsett, vs. Chicago, 12/26/77  
 2 Emmitt Smith, vs. Buffalo, 1/30/94

### Opponent, Game

- 3 Larry Schreiber, @ San Francisco, 12/23/72  
 2 4 times, last by Eric Dickerson, @ L.A. Rams, 1/4/86

### Most Consecutive Games Rushing for Touchdown

- 3 Duane Thomas, 1971-72  
 3 Tony Dorsett, 1977-78  
 3 Tony Dorsett, 1981-82  
 3 Emmitt Smith, 1993

### PASSING

#### ATTEMPTS

- Game**  
 53 Danny White, vs. L.A. Rams, 12/26/83  
 45 Danny White, vs. Tampa Bay, 1/9/83  
 43 Danny White, @ L.A. Rams, 1/4/86
- Game, Opponent**  
 50 Jim Kelly, vs. Buffalo, 1/30/94  
 45 Brett Farve, vs. Green Bay, 1/16/94  
 45 Steve Young, vs. San Francisco, 1/22/94

#### COMPLETIONS

- Game**  
 32 Danny White, vs. L.A. Rams, 12/26/83  
 28 Troy Aikman, vs. Green Bay, 1/16/94  
 27 Danny White, vs. Tampa Bay, 1/16/83
- Opponent, Game**  
 31 Jim Kelly, vs. Buffalo, 1/30/94  
 29 Erik Kramer, @ Detroit, 1/5/92  
 28 Brett Farve, vs. Green Bay, 1/16/94
- Consecutive Passes Completed**  
 8 Danny White, vs. Green Bay, 1/16/83  
 8 Troy Aikman, vs. Buffalo, 1/31/93  
 7 Roger Staubach, vs. Pittsburgh, 1/18/76  
 7 Danny White, vs. Tampa Bay, 1/2/82

#### COMPLETION PERCENTAGE

- Game (20 attempts)**  
 75.68 Troy Aikman, vs. Green Bay, 1/16/94 (28 of 37)  
 73.33 Troy Aikman, vs. Buffalo, 1/31/93 (22 of 30)  
 70.59 Troy Aikman, @ San Francisco, 1/17/93 (24 of 34)

#### YARDS GAINED

- Game**  
 330 Danny White, vs. L.A. Rams, 12/26/83  
 322 Danny White, @ Atlanta, 1/4/81  
 322 Troy Aikman, @ San Francisco, 1/17/93
- Game, Opponent**  
 341 Erik Kramer, @ Detroit, 1/5/92  
 332 Lynn Dickey, vs. Green Bay, 1/16/83  
 320 Steve Bartkowski, @ Atlanta, 1/4/81
- Most Games, 300 or More Passing Yards, Career**  
 3 Danny White, 1976-88  
 2 Troy Aikman, 1991-93
- Longest Pass Completion (All TDs except as noted)**  
 86 Don Meredith (to Hayes), vs. Cleveland, 12/24/67  
 83 Roger Staubach (to D. Pearson), vs. L.A. Rams, 12/23/73  
 70 Troy Aikman (to Harper), @ San Francisco, 1/17/93 (no TD)

# THE PLAYOFF RECORDS

## Cowboys Individual Playoff Records (Cont.)

### Opponent, Longest Pass Completion (All TDs except as noted)

- 75 Frank Ryan (to Paul Warfield), vs. Cleveland, 12/24/67
- 75 John Unitas (to John Mackey), vs. Baltimore, 1/17/71
- 75 Doug Williams (to Jimmie Giles), vs. Tampa Bay, 1/2/82 (no TD)

### TOUCHDOWNS

#### Game

- 4 Roger Staubach, @ L.A. Rams, 1/4/76
- 4 Troy Aikman, vs. Buffalo, 1/31/93

#### Opponent, Game

- 4 Bart Starr, vs. Green Bay, 1/1/67
- 4 Terry Bradshaw, vs. Pittsburgh, 1/21/79

#### Most Consecutive Games, Touchdown Pass

- 5 Troy Aikman, 1992-93
- 4 Danny White, 1982-83
- 3 Roger Staubach, 1977-78

### HAD INTERCEPTED

#### Game

- 4 Roger Staubach, vs. Minnesota, 12/30/73

#### Opponent, Game

- 4 Bob Avellini, vs. Chicago, 12/26/77
- 4 Craig Morton, vs. Denver, 1/15/78
- 4 Doug Williams, vs. Tampa Bay, 1/2/82

#### Most Consecutive Passes Attempted, None Intercepted

- 111 Troy Aikman, 1991-93
- 102 Roger Staubach, 1969-1973
- 61 Roger Staubach, 1978-79

#### Most Attempts, No Interceptions, Game

- 34 Troy Aikman, @ San Francisco, 1/17/93
- 30 Troy Aikman, vs. Buffalo, 1/31/93
- 29 Roger Staubach, @ Minnesota, 12/28/75

#### Most Attempts, No Interceptions, Opponent

- 38 Erik Kramer, @ Detroit, 1/5/92
- 30 Vince Ferragamo, vs. L.A. Rams, 12/26/83
- 30 Randall Cunningham, vs. Philadelphia, 1/10/93

### TIMES SACKED

#### Game

- 7 Roger Staubach, vs. L.A. Rams, 12/23/73
- 7 Roger Staubach, vs. Pittsburgh, 1/18/76
- 5 5 times, last by Danny White, @ L.A. Rams, 1/4/86

#### Opponent, Game

- 5 John Hadl, vs. L.A. Rams, 12/23/73
- 5 Ron Jaworski, vs. L.A. Rams, 1/4/76
- 5 Steve Bartkowski, @ Atlanta, 12/30/78
- 5 Randall Cunningham, vs. Philadelphia, 1/10/93

## PASS RECEIVING

### RECEPTIONS

#### Game

- 9 Tony Hill, vs. L.A. Rams, 12/26/83
- 9 Michael Irvin, vs. Green Bay, 1/16/94
- 8 Tony Dorsett, @ L.A. Rams, 1/4/86

#### Opponent, Game

- 9 Tom Waddle, @ Chicago, 12/29/91
- 9 Edgar Bennett, vs. Green Bay, 1/16/94
- 8 5 times, last by Andre Reed, vs. Buffalo, 1/31/93

### Most Consecutive Games, Pass Reception

- 22 Drew Pearson, 1973-83
- 10 Billy Joe DuPree, 1976-81
- 9 Bob Hayes, 1966-70

### YARDS

#### Game

- 144 Bob Hayes, vs. Cleveland, 12/24/67
- 142 Tony Hill, @ L.A. Rams, 1/16/83
- 136 Billy Parks, @ San Francisco, 12/23/72

#### Game, Opponent

- 161 Lynn Swann, vs. Pittsburgh, 1/18/76
- 152 Andre Reed, vs. Buffalo, 1/31/93
- 146 Charlie Taylor, vs. Washington, 12/31/72

#### Longest Pass Reception

##### (All TDs except as noted)

- 86 Bob Hayes (from Meredith), vs. Cleveland, 12/24/67
- 83 Drew Pearson (from Staubach), vs. L.A. Rams, 12/23/73
- 70 Alvin Harper (from Aikman), @ San Francisco, 1/17/93 (no TD)

#### Most Games, 100 or More Yards, Career

- 2 Tony Hill, 1977-86
- 2 Michael Irvin, 1991-93

### AVERAGE GAIN

#### Game (3 receptions)

- 39.00 Alvin Harper, @ San Francisco, 1/17/93 (3-117)
- 28.80 Bob Hayes, vs. Cleveland, 12/24/67 (5-144)
- 25.33 Bob Hayes, @ Minnesota, 1/5/69 (3-76)

### TOUCHDOWNS

#### Game

- 3 Preston Pearson, @ L.A. Rams, 1/4/76

#### Game, Opponent

- 2 6 times, Last by Jerry Rice, @ San Francisco, 1/17/93

#### Most Consecutive Games, Touchdown

- 3 Alvin Harper, 1992-93
- 3 Jay Novacek, 1992-93

## RUSHING-RECEIVING

### ATTEMPTS

#### Game

- 34 Emmitt Smith, vs. Buffalo, 1/30/94 (ru-30, re-4)
- 30 Tony Dorsett, vs. Green Bay, 1/16/83 (ru-27, re-3)
- 29 Duane Thomas, @ San Francisco, 1/3/71 (ru-27, re-2)

### YARDS

#### Game

- 188 Tony Dorsett, vs. L.A. Rams, 12/28/80 (ru-160, re-28)
- 173 Emmitt Smith, @ San Francisco, 1/17/93 (ru-114, re-59)
- 167 Duane Thomas, vs. San Francisco, 1/3/71 (ru-143, re-24)

**THE PLAYOFF RECORDS**

*Cowboys Individual Playoff Records (Cont.)*

**PUNTING**

**PUNTS**

**Game**

- 9 Ron Widby, vs. Baltimore, 1/17/71
- 8 5 times, last by Danny White, vs. L.A. Rams, 12/30/79

**Game, Opponent**

- 8 Donny Anderson, @ Green Bay, 12/31/67
- 8 Herman Weaver, vs. Detroit, 12/26/70
- 8 Neil Clabo, @ Minnesota, 1/1/78

**Longest Punt**

- 65 Ron Widby, vs. Detroit, 12/26/70
- 60 Ron Widby, vs. San Francisco, 1/2/72
- 59 Marv Bateman, @ San Francisco, 12/23/72

**Longest Punt, Opponent**

- 64 Dave Chapple, vs. L.A. Rams, 12/23/73
- 61 Herman Weaver, vs. Detroit, 12/26/70
- 59 Steve Spurrier, @ San Francisco, 1/3/71
- 59 Bob Walden, vs. Pittsburgh, 1/18/76

**AVERAGE GROSS YARDS**

**Game (4 punts)**

- 46.9 Mike Saxon, @ L.A. Rams, 1/4/86 (7-328)
- 46.7 Marv Bateman, vs. L.A. Rams, 12/23/73 (7-327)
- 44.7 Ron Widby, vs. Detroit, 12/26/70 (8-391)

**Game, Opponent (4 punts)**

- 48.8 Herman Weaver, vs. Detroit, 12/26/70 (8-391)
- 45.5 Klaus Wilmsmeyer, vs. San Francisco, 1/23/94 (4-182)
- 43.6 Dave Chapple, vs. L.A. Rams, 12/23/73 (5-218)

**HAD BLOCKED**

**Career**

- 1 Mike Saxon, 1986-1992

**Most Consecutive Punts, None Blocked**

- 84 Danny White, 1976-83
- 60 Ron Widby, 1968-72
- 24 Marv Bateman, 1972-75

**INSIDE 20**

**Career**

- 21 Danny White, 1976-83
- 9 Ron Widby, 1968-72
- 6 Mike Saxon, 1986-1992

**Game**

- 3 4 times, last by Danny White, vs. L.A. Rams, 12/30/79

**PUNT RETURNS**

**RETURNS**

**Game**

- 5 James Jones, vs. L.A. Rams, 12/28/80
- 5 Ron Fellows, vs. Tampa Bay, 1/9/83
- 4 6 times, last by Gordon Banks, 1/4/86 @ L.A. Rams

**Game, Opponent**

- 6 John Sciarra, @ Philadelphia, 1/11/81
- 5 Lem Barney, vs. Detroit, 12/26/70

**FAIR CATCHES**

**Career**

- 10 Bob Hayes, 1966-72
- 9 Lance Rentzel, 1967-69

**Game**

- 4 Lance Rentzel, @ Cleveland, 12/21/68
- 4 Cliff Harris, @ San Francisco, 12/23/72
- 3 Lance Rentzel, @ Green Bay, 12/31/67
- 3 Golden Richards, vs. Pittsburgh, 1/18/76
- 3 Gordon Banks, @ L.A. Rams, 1/4/86

**Game, Opponent**

- 4 Bobby Bryant, @ Minneosta, 12/25/71
- 3 Bobby Bryant, vs. Minneosta, 12/30/73

**YARDS GAINED**

**Career**

- 208 Butch Johnson, 1976-83
- 151 Bob Hayes, 1965-74

**Game**

- 141 Bob Hayes, vs. Cleveland, 12/24/67
- 81 James Jones, vs. L.A. Rams, 12/20/80
- 64 Butch Johnson, vs. L.A. Rams, 12/19/76

**Game, Opponent**

- 95 Bobby Bryant, vs. Minnesota, 1/5/69
- 69 John Sciarra, @ Philadelphia, 1/11/81
- 59 Reggie Brooks, vs. Green Bay, 1/16/94

**Longest Punt Return**

- 68 Bob Hayes, vs. Cleveland, 12/24/67
- 63 Golden Richards, vs. Minnesota, 12/30/73 (TD)
- 44 Butch Johnson, vs. L.A. Rams, 12/19/76

**Longest Punt Return, Opponent**

- 81 Bobby Bryant, vs. Minnesota, 1/5/69 (TD)
- 43 Reggie Brooks, vs. Green Bay, 1/16/94

**AVERAGE YARDAGE**

**Game (3 returns)**

- 47.0 Bob Hayes, vs. Cleveland, 12/24/67 (3-141)
- 16.2 James Jones, vs. L.A. Rams, 12/20/80 (5-81)
- 16.0 Butch Johnson, vs. L.A. Rams, 12/19/76 (4-64)

**Game, Opponents (3 returns)**

- 13.0 Jim Bertelsen, vs. L.A. Rams, 1/23/73 (4-52)
- 11.5 John Sciarra, @ Philadelphia, 1/11/81 (6-69)

**TOUCHDOWNS**

**Game**

- 1 Bob Hayes, vs. Cleveland, 12/24/67
- 1 Golden Richards, vs. Minnesota, 12/30/73

**KICKOFF RETURNS**

**RETURNS**

**Game**

- 5 Mel Renfro, vs. Green Bay, 1/1/67
- 4 7 times, last by Kelvin Martin, vs. Buffalo, 1/31/93

**Game, Opponent**

- 7 Del Rodgers, vs. Green Bay, 1/16/83

**YARDS**

**Game**

- 124 Mel Renfro, vs. Green Bay, 1/1/67
- 118 Rod Hill, vs. Green Bay, 1/9/83

**Game, Opponent**

- 136 Vic Washington, vs. San Francisco, 12/23/72
- 103 Willie McGee, vs. L.A. Rams, 1/4/76
- 94 Rick Upchurch, vs. Denver, 1/15/78

THE PLAYOFF RECORDS

*Cowboys Individual Playoff Records (Cont.)*

**Longest Kickoff Return**

- 89 Rod Hill, vs. Green Bay, 1/9/83
- 50 Kevin Williams, vs. Buffalo, 1/30/94
- 48 Thomas Henderson, vs. Pittsburgh, 1/18/76

**Longest Kickoff Return, Opponent**

- 97 Vic Washington, vs. San Francisco, 12/23/72 (TD)
- 67 Rick Upchurch, vs. Denver, 1/15/78
- 61 Clinton Jones, @ Minnesota, 12/25/71

**AVERAGE YARDAGE**

**Game (3 returns)**

- 39.3 Rod Hill, vs. Green Bay, 1/9/83 (3-118)
- 24.8 Mel Renfro, vs. Green Bay, 1/1/67 (5-118)

**Game, Opponent (3 returns)**

- 45.3 Vic Washington, vs. San Francisco, 12/23/72 (3-136)
- 31.3 Rick Upchurch, vs. Denver, 1/15/78 (3-94)

**TOUCHDOWNS**

**Game, Opponent**

- 1 Vic Washington, vs. San Francisco, 12/23/72

**INTERCEPTIONS BY**

**Game**

- 3 Charlie Waters, vs. Chicago, 12/26/77
- 3 Dennis Thurman, vs. Green Bay, 1/16/83
- 2 6 times, last by Thomas Everett, vs. Buffalo, 1/31/93

**Game, Opponent**

- 2 Skip Vanderhurd, @ San Francisco, 12/23/72
- 2 Bobby Bryant, vs. Minnesota, 12/30/73

**Most Consecutive Games Intercept Pass**

- 3 Mel Renfro, 1970
- 3 Randy Hughes, 1977-78

**YARDS GAINED**

**Game**

- 68 Thomas Henderson, @ L.A. Rams, 1/7/79
- 60 Cornell Green, vs. Cleveland, 1/24/67
- 39 Dennis Thurman, vs. Green Bay, 1/16/83

**Game, Opponent**

- 94 LeRoy Irvin, vs. L.A. Rams, 12/26/83
- 88 Walt Sumner, vs. Cleveland, 12/28/69
- 63 Bobby Bryant, vs. Minnesota, 12/30/73

**Longest Return (all TD)**

- 68 Thomas Henderson, @ L.A. Rams, 1/7/79
- 60 Cornell Green, vs. Cleveland, 1/24/67
- 39 Dennis Thurman, vs. Green Bay, 1/16/83

**Longest Return, Opponents (all TDs except as noted)**

- 94 LeRoy Irvin, vs. L.A. Rams, 12/26/83 (no TD)
- 88 Walt Sumner, vs. Cleveland, 12/28/64
- 63 Bobby Bryant, vs. Minnesota, 12/30/73

**FUMBLES**

**OPPONENTS' FUMBLES RECOVERED**

**Career**

- 4 Cliff Harris, 1970-79
- 3 Charlie Waters, 1970-78, 1980-81

**Game**

- 2 Charlie Waters, vs. Detroit, 12/26/70
- 2 Harvey Martin, vs. Minnesota, 1/1/78
- 2 Randy Hughes, vs. Denver, 1/15/78
- 2 Jimmie Jones, vs. Buffalo, 1/31/93

**Longest Fumble Returns (All TDs except as noted)**

- 64 Leon Lett, vs. Buffalo, 1/31/93 (no TD)
- 46 James Washington, vs. Buffalo, 1/30/94
- 44 Chuck Howley, @ Cleveland, 12/21/68

**Longest Fumble Returns, Opponent (All TDs)**

- 60 Hugh Green, vs. Tampa Bay, 1/9/83
- 18 Jim Grabowski, vs. Green Bay, 1/1/67

**OPPONENTS' FUMBLE RETURNED FOR TOUCHDOWNS**

**Career**

- 1 George Andrie, 1962-72
- 1 Chuck Howley, 1961-73
- 1 Mike Hegman, 1976-88
- 1 Ken Norton, 1989-93
- 1 Jimmie Jones, 1990-93
- 1 James Washington, 1990-93

**SACKS**

**TOTAL SACKS**

**Game**

- 3 Tony Casillas, @ San Francisco, 1/17/93

**Game, Opponent**

- 3 Gary Jeter, @ L.A. Rams, 1/4/86

**BLOCKED KICKS**

**BLOCKED PUNTS**

**Game**

- 1 Darrick Brownlow, vs. Chicago, 12/29/91

**Game, Opponent**

- 1 Steve Tasker, vs. Buffalo, 1/31/93





## Cowboys Team Playoff Records

## SINGLE GAME

## SCORING

## Most Points

- 52 vs. Cleveland, 12/24/67  
(Dallas 52, Cleveland 14)  
52 vs. Buffalo, 1/31/93 (Dallas 52, Buffalo 17)

## Most Points, Opponent

- 38 vs. Cleveland, 12/28/69  
(Cleveland 38, Dallas 14)  
38 @ Detroit, 1/5/92 (Detroit 38, Dallas 6)

## Fewest Points

- 0 @ L.A. Rams, 1/4/86 (L.A. Rams 20, Dallas 0)

## Fewest Points, Opponent

- 0 vs. Detroit, 12/26/70 (Dallas 5, Detroit 0)  
0 @ L.A. Rams, 1/7/79 (Dallas 28, L.A. Rams 0)  
0 vs. Tampa Bay, 1/2/82  
(Dallas 38, Tampa Bay 0)

## Most Decisive Win

- 38 vs. Tampa Bay, 1/2/82  
(Dallas 38, Tampa Bay 0)  
38 vs. Cleveland, 12/24/67  
(Dallas 52, Cleveland 14)

## Most Decisive Loss

- 32 @ Detroit, 1/5/92 (Detroit 38, Dallas 6)

## Most Points, Both Teams

- 69 vs. Buffalo, 1/31/93 (Dallas 52, Buffalo 17)

## FIRST DOWNS

## Most First Downs

- 29 vs. L.A. Rams, 12/28/80  
29 vs. Green Bay, 1/9/83

## Most First Downs, Opponent

- 26 @ San Francisco, 1/10/82  
26 @ Chicago, 12/29/91

## Most First Downs, Both Teams

- 48 @ San Francisco, 1/17/93

## Fewest First Downs

- 8 @ Washington, 12/31/72

## Fewest First Downs, Opponent

- 7 vs. Detroit, 12/26/70

## Fewest First Downs, Both Teams

- 21 vs. Detroit, 12/26/70

## Most First Downs, Rushing

- 19 vs. L.A. Rams, 12/28/80

## Most First Downs, Rushing, Opponent

- 14 vs. Minnesota, 12/30/73

## Fewest First Downs, Rushing

- 2 @ Washington, 1/22/83

## Fewest First Downs, Rushing, Opponent

- 1 @ L.A. Rams, 1/4/76

## Most First Downs, Passing

- 20 vs. L.A. Rams, 12/26/83

## Most First Downs, Passing, Opponent

- 19 @ Detroit, 1/5/92

## Fewest First Downs, Passing

- 3 vs. Detroit, 12/26/70  
3 @ Washington, 12/31/72

## Fewest First Downs, Passing, Opponent

- 1 vs. Denver, 1/15/78

## Most First Downs, Penalty

- 2 9 times, last @ Chicago, 12/29/91

## Most First Downs, Penalty, Opponent

- 4 vs. Baltimore, 1/17/71  
4 vs. Buffalo, 1/31/93

NET YARDS GAINED  
RUSHING AND PASSING

## Most Yards Gained

- 528 vs. L.A. Rams, 12/28/80  
456 vs. Tampa Bay, 1/9/83

## Most Yards Gained, Opponent

- 466 vs. Green Bay, 1/6/83

## Most Yards Gained, Both Teams

- 841 vs. Green Bay, 1/6/83

## Fewest Yards Gained

- 153 vs. Minnesota, 12/30/73

## Fewest Yards Gained, Opponent

- 118 @ L.A. Rams, 1/4/76

## Fewest Yards Gained, Both Teams

- 387 vs. Detroit, 12/26/70

## RUSHING

## ATTEMPTS

## Most Rushing Attempts

- 51 @ San Francisco, 1/3/71

## Most Rushing Attempts, Opponent

- 49 vs. L.A. Rams, 12/19/76

## Fewest Rushing Attempts

- 18 @ L.A. Rams, 1/4/86

## Fewest Rushing Attempts, Opponent

- 13 vs. Green Bay, 1/16/94

## YARDS

## Most Yards Gained Rushing

- 338 vs. L.A. Rams, 12/28/80  
252 vs. Miami, 1/16/72

## Most Yards Gained Rushing, Opponent

- 269 @ L.A. Rams, 1/4/86

## Most Yards Gained Rushing, Both Teams

- 430 vs. L.A. Rams, 12/28/80

## Fewest Yards Gained Rushing

- 61 @ L.A. Rams, 1/4/86

## Fewest Yards Gained Rushing, Opponent

- 22 vs. L.A. Rams, 1/4/76

## Fewest Yards Gained Rushing, Both Teams

- 127 vs. Minnesota, 1/5/69

## PASSING

## ATTEMPTS

## Most Passes Attempted

- 53 vs. L.A. Rams, 12/26/83

## Most Passes Attempted, Opponent

- 50 vs. Buffalo, 1/30/94

## Most Passes Attempted, Both Teams

- 84 vs. L.A. Rams, 12/26/83

## Fewest Passes Attempted

- 14 @ Minnesota, 12/25/71  
14 vs. Chicago, 12/24/77

## THE PLAYOFF RECORDS

### Cowboys Team Playoff Records (Cont.)

#### Fewest Passes Attempted, Opponent

18 @ Washington, 12/31/72

#### Fewest Passes Attempted, Both Teams

38 vs. Detroit, 12/26/70

#### COMPLETIONS

#### Most Passes Completed

32 vs. L.A. Rams, 12/26/83

#### Most Passes Completed, Opponent

31 vs. Buffalo, 1/30/94

#### Most Passes Completed, Both Teams

56 vs. Green Bay, 1/16/94

#### Fewest Passes Completed

4 vs. Detroit, 12/26/70

#### Fewest Passes Completed, Opponent

6 @ L.A. Rams, 1/4/86

#### Fewest Passes Completed, Both Teams

11 vs. Detroit, 12/26/70

#### YARDS

#### Most Yards Gained Passing

310 @ Atlanta, 1/4/81

#### Most Yards Gained Passing, Opponent

337 @ Detroit, 1/5/92

#### Most Yards Gained Passing, Both Teams

611 vs. Green Bay, 1/16/94

#### Fewest Yards Gained, Passing

22 vs. Detroit, 12/26/70

#### Fewest Yards Gained, Passing, Opponent

35 vs. Denver, 1/15/78

#### Fewest Yards Gained, Passing, Both Teams, Game

102 vs. Detroit, 12/26/70

### SACKS

#### TOTAL SACKS

#### Most Sacks

8 @ Green Bay, 12/31/67

#### Most Sacks, Opponent

7 vs. L.A. Rams, 12/23/73

7 vs. Pittsburgh, 1/18/76

#### SACK YARDAGE

#### Most Sack Yardage

76 @ Green Bay, 12/31/67

#### Most Sack Yardage, Opponent

52 vs. Pittsburgh, 1/21/79

### INTERCEPTIONS

#### TOTAL INTERCEPTIONS

#### Most Interceptions

5 @ L.A. Rams, 1/7/79

#### Most Interceptions, Opponent

4 @ Cleveland, 12/21/68

4 vs. Minnesota, 12/30/73

#### YARDS

#### Most Yards

123 @ L.A. Rams, 1/7/79

#### Most Yards, Opponent

123 vs. Cleveland, 12/28/69

### PUNTING

#### TOTAL PUNTS

#### Most Punts

9 vs. Baltimore, 1/17/71

#### Most Punts, Opponent

8 @ Green Bay, 12/31/67

8 vs. Detroit, 12/26/70

8 vs. Minnesota, 1/1/78

#### Fewest Punts

2 vs. Cleveland, 12/24/67

2 vs. L.A. Rams, 12/28/80

#### Fewest Punts, Opponent

1 vs. Cleveland, 12/28/69

1 @ Chicago, 12/29/91

1 @ San Francisco, 1/17/93

#### AVERAGE YARDAGE

#### Highest Average Distance, Punting (4 punts)

46.9 @ L.A. Rams, 1/4/86

#### Highest Average Distance, Punting, Opponent (4 punts)

48.8 vs. Detroit, 12/26/70

### PUNT RETURNS

#### TOTAL RETURNS

#### Most Punt Returns

5 vs. Minnesota, 1/1/78

5 vs. L.A. Rams, 12/28/80

5 vs. Tampa Bay, 1/9/83

#### Most Punt Returns, Opponent

6 vs. Detroit, 12/26/70

6 @ Philadelphia, 1/11/81

#### YARDS GAINED

#### Most Yards, Punt Returns

155 vs. Cleveland, 12/24/67

#### Most Yards, Punt Returns, Opponent

69 @ Philadelphia, 1/11/81

### KICKOFF RETURNS

#### TOTAL RETURNS

#### Most Kickoff Returns

6 5 times, last @ Detroit, 1/15/92

#### Most Kickoff Returns, Opponent

8 @ L.A. Rams, 1/4/76

8 vs. Chicago, 12/26/77

#### YARDS GAINED

#### Most Yards, Kickoff Returns

173 vs. Green Bay, 1/16/83

#### Most Yards, Kickoff Returns, Opponent

188 @ Minnesota, 12/25/71

### FUMBLES

#### TOTAL FUMBLES

#### Most Fumbles

6 vs. Atlanta, 12/30/78

6 vs. Denver, 1/15/78

#### Most Fumbles, Opponent

8 vs. Buffalo, 1/31/93

## THE PLAYOFF RECORDS

### Cowboys Team Playoff Records (Cont.)

#### FUMBLES LOST

##### Most Fumbles Lost

- 3 @ San Francisco, 12/23/72
- 3 vs. Atlanta, 12/28/78
- 3 @ L.A. Rams, 1/4/86

##### Most Fumbles Lost, Opponent

- 5 vs. Buffalo, 1/31/93

#### PENALTIES

##### TOTAL PENALTIES

##### Most Penalties

- 12 vs. Denver, 1/15/78

##### Most Penalties, Opponent

- 10 vs. Tampa Bay, 1/2/82

##### Fewest Penalties

- 2 8 times, last @ Chicago, 12/29/91

##### Fewest Penalties, Opponent

- 0 vs. Detroit, 12/26/70
- 0 vs. Miami, 1/16/72
- 0 vs. Pittsburgh, 1/18/76

#### YARDS PENALIZED

##### Most Yards Penalized

- 133 vs. Baltimore, 1/17/71

##### Most Yards Penalized, Opponent

- 94 @ L.A. Rams, 1/19/76

##### Fewest Yards Penalized

- 10 vs. Cleveland, 12/24/67
- 10 @ Minnesota, 12/25/71

##### Fewest Yards Penalized, Opponent

- 0 vs. Detroit, 12/26/70
- 0 vs. Miami, 1/16/72
- 0 vs. Pittsburgh, 1/18/76

## Cowboys Big Days/Playoffs

### 100 YARD RUSHING GAMES

160 yards — Tony Dorsett vs. L.A. Rams .....	December 28, 1980
143 yards — Duane Thomas @ San Francisco .....	January 3, 1971
135 yards — Duane Thomas vs. Detroit .....	December 26, 1970
132 yards — Emmitt Smith vs. Buffalo .....	January 30, 1994
125 yards — Calvin Hill @ San Francisco .....	December 23, 1972
114 yards — Emmitt Smith vs. Philadelphia .....	January 10, 1993
114 yards — Emmitt Smith @ San Francisco .....	January 17, 1993
110 yards — Tony Dorsett vs. Tampa Bay .....	January 9, 1983
108 yards — Don Perkins vs. Green Bay .....	January 1, 1967
108 yards — Emmitt Smith vs. Buffalo .....	January 31, 1993
105 yards — Emmitt Smith @ Chicago .....	December 29, 1991
101 yards — Tony Dorsett @ L.A. Rams .....	January 7, 1979

### 300 YARD PASSING GAMES

330 yards — Danny White vs. L.A. Rams .....	December 26, 1983
322 yards — Danny White @ Atlanta .....	January 4, 1981
322 yards — Troy Aikman @ San Francisco .....	January 17, 1993
312 yards — Danny White vs. Tampa Bay .....	January 9, 1983
302 yards — Troy Aikman vs. Green Bay .....	January 16, 1994

### 100 YARD RECEIVING GAMES

144 yards — Bob Hayes vs. Cleveland .....	December 24, 1967
142 yards — Tony Hill vs. Green Bay .....	January 16, 1983
136 yards — Billy Parks @ San Francisco .....	December 23, 1972
126 yards — Michael Irvin vs. Green Bay .....	January 16, 1994
123 yards — Preston Pearson @ L.A. Rams .....	January 4, 1976
117 yards — Alvin Harper @ San Francisco .....	January 17, 1993
115 yards — Tony Hill vs. L.A. Rams .....	December 26, 1983
114 yards — Michael Irvin vs. Buffalo .....	January 31, 1993
102 yards — Frank Clarke vs. Green Bay .....	January 1, 1967

## Cowboys Longest Plays/Playoffs

## LONG RUNS FROM SCRIMMAGE

53 yards	— Tony Dorsett @ L.A. Rams .....	January 7, 1979
48 yards	— Calvin Hill @ San Francisco .....	December 23, 1972
38 yards	— Emmitt Smith vs. Buffalo .....	January 31, 1993
32 yards	— Ron Springs vs. L.A. Rams .....	December 28, 1980
*23 yards	— Don Perkins vs. Green Bay (TD) .....	January 1, 1967
*23 yards	— Emmitt Smith vs. Philadelphia (TD) .....	January 10, 1993

\*longest touchdown run

## LONG FORWARD PASS

86 yards	— Don Meredith to Bob Hayes vs. Cleveland (TD) .....	December 24, 1967
83 yards	— Roger Staubach to Drew Pearson vs. L.A. Rams (TD) ...	December 23, 1973
70 yards	— Troy Aikman to Alvin Harper @ San Francisco .....	January 17, 1993
68 yards	— Don Meredith to Frank Clarke vs. Green Bay (TD) .....	January 1, 1967

## LONG PUNT RETURNS

68 yards	— Bob Hayes vs. Cleveland .....	December 24, 1967
63 yards	— Golden Richards vs. Minnesota (TD) .....	December 30, 1973

## LONG KICKOFF RETURNS

89 yards	— Rod Hill vs. Green Bay .....	January 16, 1983
50 yards	— Kevin Williams vs. Buffalo .....	January 30, 1994
48 yards	— Thomas Henderson vs. Pittsburgh .....	January 18, 1976

## LONG INTERCEPTION RETURNS

68 yards	— Thomas Henderson @ L.A. Rams (TD) .....	January 7, 1979
60 yards	— Cornell Green vs. Cleveland (TD) .....	December 24, 1967

## LONG FUMBLE RETURNS

64 yards	— Leon Lett vs. Buffalo .....	January 31, 1993
46 yards	— James Washington vs. Buffalo (TD) .....	January 30, 1994
44 yards	— Chuck Howley @ Cleveland (TD) .....	December 21, 1968
37 yards	— Mike Hegman vs. Pittsburgh (TD) .....	January 21, 1979



A black and white photograph of a Dallas Cowboys player running with the football. The player is wearing a white jersey with the number 15, a helmet with a star, and dark pants with a white stripe. He is in a three-point stance, moving forward on the field. The background shows a blurred crowd of spectators. On the left edge of the image, there is a vertical strip of black squares, resembling a film strip.

**THE HISTORY**



# Cowboys All-Time Results

All-Time Regular Season Record: 294-198-6

Playoff Record: 27-17

\* - Denotes Home Games

## 1960 (0-11-1)

Tom Landry, Head Coach  
Seventh place, Western Conference

9/24	L	*28	Pittsburgh (30,000)	35
9/30	L	*25	Philadelphia (18,500)	27
10/9	L	14	Washington (21,142)	26
10/16	L	* 7	Cleveland (28,500)	48
10/23	L	10	St. Louis (23,128)	12
10/30	L	* 7	Baltimore (25,500)	45
11/6	L	*13	Los Angeles (16,000)	38
11/13	L	7	Green Bay (32,294)	41
11/20	L	*14	San Francisco (10,000)	26
11/27	L	7	Chicago (39,951)	17
12/4	T	31	New York (55,033)	31
12/11	L	14	Detroit (43,272)	23
		177		369

## 1961 (4-9-1)

Tom Landry, Head Coach  
Sixth place, Eastern Conference

9/17	W	*27	Pittsburgh (23,500)	24
9/24	W	*21	Minnesota (20,500)	7
10/1	L	7	Cleveland (43,638)	25
10/8	W	28	Minnesota (33,070)	0
10/15	L	*10	New York (41,500)	31
10/22	L	* 7	Philadelphia (25,000)	43
10/29	W	17	New York (60,254)	16
11/5	L	*17	St. Louis (20,500)	31
11/12	L	7	Pittsburgh (17,519)	37
11/19	T	*28	Washington (17,500)	28
11/26	L	13	Philadelphia (60,127)	35
12/3	L	*17	Cleveland (23,500)	38
12/10	L	13	St. Louis (15,384)	31
12/17	L	24	Washington (21,451)	34
		236		380

## 1962 (5-8-1)

Tom Landry, Head Coach  
Fifth place, Eastern Conference

9/16	T	*35	Washington (15,730)	35
9/23	L	*28	Pittsburgh (19,478)	30
9/30	W	27	Los Angeles (26,907)	17
10/7	L	10	Cleveland (44,040)	19
10/14	W	*41	Philadelphia (18,645)	19
10/21	W	42	Pittsburgh (23,106)	27
10/28	L	*24	St. Louis (16,027)	28
11/4	W	38	Washington (49,888)	10
11/11	L	*10	New York (45,668)	41
11/18	L	*33	Chicago (12,692)	34
11/25	L	14	Philadelphia (58,070)	28
12/2	W	*45	Cleveland (24,226)	21
12/9	L	20	St. Louis (14,102)	52
12/16	L	31	New York (62,694)	41
		393		402

## 1963 (4-10)

Tom Landry, Head Coach  
Fifth place, Eastern Conference

9/14	L	* 7	St. Louis (36,432)	34
9/22	L	*24	Cleveland (28,710)	41
9/29	L	17	Washington (40,101)	21
10/6	L	21	Philadelphia (60,671)	24
10/13	W	*17	Detroit (27,264)	14

10/20	L	21	New York (62,889)	37
10/27	L	21	Pittsburgh (19,047)	27
11/3	W	*35	Washington (18,838)	20
11/10	L	24	San Francisco (29,563)	31
11/17	W	*27	Philadelphia (23,694)	20
11/24	L	17	Cleveland (55,096)	27
12/1	L	*27	New York (29,653)	34
12/8	L	*19	Pittsburgh (24,136)	24
12/15	W	28	St. Louis (12,695)	24
		305		378

## 1964 (5-8-1)

Tom Landry, Head Coach  
Fifth place, Eastern Conference

9/12	L	* 6	St. Louis (36,605)	16
9/20	W	*24	Washington (25,158)	18
9/27	L	17	Pittsburgh (35,594)	23
10/4	L	6	Cleveland (72,062)	27
10/11	T	*13	New York (33,324)	13
10/18	L	*16	Cleveland (37,456)	20
10/25	W	31	St. Louis (28,253)	13
11/1	W	24	Chicago (47,527)	10
11/8	W	31	New York (63,031)	21
11/15	L	*14	Philadelphia (55,972)	17
11/22	L	16	Washington (44,219)	28
11/29	L	*21	Green Bay (49,975)	45
12/6	L	14	Philadelphia (60,671)	24
12/13	W	*17	Pittsburgh (35,271)	14
		250		289

## 1965 (7-7)

Tom Landry, Head Coach  
Second place, Eastern Conference

9/19	W	*31	New York (59,366)	2
9/26	W	*27	Washington (61,577)	7
10/4	L	13	St. Louis (32,034)	20
10/10	L	*24	Philadelphia (56,249)	35
10/17	L	17	Cleveland (80,451)	23
10/24	L	3	Green Bay (48,311)	13
10/31	L	13	Pittsburgh (37,804)	22
11/7	W	*39	San Francisco (39,677)	31
11/14	W	*24	Pittsburgh (57,293)	17
11/21	L	*17	Cleveland (76,251)	24
11/28	L	31	Washington (50,205)	34
12/5	W	21	Philadelphia (54,714)	19
12/11	W	*27	St. Louis (38,499)	13
12/19	W	38	New York (62,871)	20
		325		280

PLAYOFF BOWL GAME (Miami)

1/9/66	L	3	Baltimore (65,569)	35
--------	---	---	--------------------	----

## 1966 (10-3-1)

Tom Landry, Head Coach  
First place, Eastern Conference

9/18	W	*52	New York (60,010)	7
9/25	W	*28	Minnesota (64,116)	17
10/2	W	47	Atlanta (56,990)	14
10/9	W	*56	Philadelphia (69,372)	7
10/16	T	10	St. Louis (50,673)	10
10/23	L	21	Cleveland (84,721)	30
10/30	W	*52	Pittsburgh (58,453)	21
11/6	L	23	Philadelphia (60,658)	24

THE HISTORY

1966, Cont.

11/13	W	31	Washington (50,927)	30
11/20	W	20	Pittsburgh (42,185)	7
11/24	W	*26	Cleveland (80,259)	14
12/4	W	*31	St. Louis (76,965)	17
12/11	L	*31	Washington (64,198)	34
12/18	W	17	New York (62,735)	7
		445		239

1966 CHAMPIONSHIP GAME  
(Dallas)

1/1/67	L	27	Green Bay (75,504)	34
--------	---	----	--------------------	----

1967 (9-5)

Tom Landry, Head Coach  
First place, Capitol Division

9/17	W	21	Cleveland (81,039)	14
9/24	W	*38	New York (66,209)	24
10/1	L	*13	Los Angeles (75,229)	35
10/8	W	17	Washington (50,566)	14
10/15	W	*14	New Orleans (64,128)	10
10/22	W	24	Pittsburgh (39,641)	21
10/29	L	14	Philadelphia (60,740)	21
11/5	W	*37	Atlanta (54,751)	7
11/12	W	27	New Orleans (83,437)	10
11/19	L	*20	Washington (75,538)	20
11/23	W	*46	St. Louis (68,787)	21
12/3	L	17	Baltimore (60,238)	23
12/10	W	*38	Philadelphia (55,834)	17
12/16	L	16	San Francisco (27,182)	24
		342		268

1967 EASTERN CHAMPIONSHIP GAME  
(Dallas)

12/24	W	52	Cleveland (70,786)	14
-------	---	----	--------------------	----

1967 CHAMPIONSHIP GAME  
(Green Bay)

12/31	L	17	Green Bay (50,861)	21
-------	---	----	--------------------	----

1968 (12-2)

Tom Landry, Head Coach  
First place, Capitol Division

9/15	W	*59	Detroit (61,382)	13
9/22	W	*28	Cleveland (68,733)	7
9/29	W	45	Philadelphia (60,858)	13
10/6	W	27	St. Louis (48,296)	10
10/13	W	*34	Philadelphia (72,083)	14
10/20	W	20	Minnesota (47,644)	7
10/28	L	*17	Green Bay (74,604)	28
11/3	W	17	New Orleans (84,728)	3
11/10	L	*21	New York (72,163)	27
11/17	W	44	Washington (50,816)	24
11/24	W	34	Chicago (46,667)	3
11/28	W	*29	Washington (66,076)	20
12/8	W	*28	Pittsburgh (55,069)	7
12/15	W	28	New York (62,617)	10
		431		186

1968 EASTERN CHAMPIONSHIP GAME  
(Cleveland)

12/21	L	20	Cleveland (81,497)	31
-------	---	----	--------------------	----

PLAYOFF BOWL GAME  
(Miami)

1/5/69	W	17	Minnesota (22,961)	13
--------	---	----	--------------------	----

1969 (11-2-1)

Tom Landry, Head Coach  
First place, Capitol Division

9/21	W	*24	St. Louis (62,134)	3
9/28	W	21	New Orleans (79,567)	17

10/5	W	38	Philadelphia (60,658)	7
10/12	W	24	Atlanta (54,833)	17
10/19	W	*49	Philadelphia (71,509)	14
10/27	W	*25	New York (58,964)	3
11/2	L	10	Cleveland (84,850)	42
11/9	W	*33	New Orleans (68,282)	17
11/16	W	41	Washington (50,474)	28
11/23	L	23	Los Angeles (79,105)	24
11/27	T	*24	San Francisco (62,348)	24
12/7	W	10	Pittsburgh (24,990)	7
12/13	W	*27	Baltimore (63,191)	10
12/21	W	*20	Washington (56,924)	10
		369		233

1969 EASTERN CHAMPIONSHIP GAME  
(Dallas)

12/28	L	14	Cleveland (69,321)	38
-------	---	----	--------------------	----

PLAYOFF BOWL GAME  
(Miami)

1/3/70	L	0	Los Angeles (31,151)	31
--------	---	---	----------------------	----

1970 (10-4)

Tom Landry, Head Coach  
First place, NFC East

9/20	W	17	Philadelphia (59,728)	7
9/27	W	*28	N.Y. Giants (57,239)	10
10/4	L	7	St. Louis (50,780)	20
10/11	W	*13	Atlanta (53,611)	0
10/18	L	13	Minnesota (47,900)	54
10/25	W	27	Kansas City (51,158)	16
11/1	W	*21	Philadelphia (55,736)	17
11/8	L	20	N.Y. Giants (62,928)	23
11/16	L	* 0	St. Louis (69,323)	38
11/22	W	45	Washington (50,415)	21
11/26	W	*16	Green Bay (67,182)	3
12/6	W	*34	Washington (57,936)	0
12/12	W	6	Cleveland (75,458)	2
12/20	W	*52	Houston (50,504)	10
		299		221

1970 DIVISIONAL PLAYOFF  
(Dallas)

12/26	W	5	Detroit (73,167)	0
-------	---	---	------------------	---

1970 NFC CHAMPIONSHIP GAME  
(San Francisco)

1/3/71	W	17	San Francisco (59,625)	10
--------	---	----	------------------------	----

SUPER BOWL V  
(Miami)

1/17/71	L	13	Baltimore (80,055)	16
---------	---	----	--------------------	----

1971 (11-3)

Tom Landry, Head Coach  
First place, NFC East

9/19	W	49	Buffalo (46,206)	37
9/26	W	42	Philadelphia (65,358)	7
10/3	L	*16	Washington (72,000)	20
10/11	W	*20	N.Y. Giants (68,378)	13
10/17	L	14	New Orleans (83,088)	24
10/24	W	*44	New England (65,708)	21
10/31	L	19	Chicago (55,049)	23
11/7	W	16	St. Louis (50,486)	13
11/14	W	*20	Philadelphia (60,178)	7
11/21	W	13	Washington (53,041)	0
11/25	W	*28	Los Angeles (66,595)	21
12/4	W	*52	N.Y. Jets (66,689)	10
12/12	W	42	N.Y. Giants (62,815)	14
12/18	W	*31	St. Louis (66,672)	12
		406		222

1971, Cont.

**1971 DIVISIONAL PLAYOFF  
(Minnesota)**

12/25 W 20 Minnesota (49,100) ..... 12

**1971 NFC CHAMPIONSHIP GAME  
(Dallas)**

1/2/72 W 14 San Francisco (66,311) ..... 3

**SUPER BOWL VI  
(New Orleans)**

1/16/72 W 24 Miami (81,035) ..... 3

**1972 (10-4)**

**Tom Landry, Head Coach  
Second place, NFC East**

9/17	W	*28	Philadelphia (55,850) .....	6
9/24	W	23	N.Y. Giants (62,725) .....	14
10/1	L	13	Green Bay (47,103) .....	16
10/8	W	*17	Pittsburgh (65,682) .....	13
10/15	W	21	Baltimore (58,992) .....	0
10/22	L	20	Washington (53,039) .....	24
10/30	W	*28	Detroit (65,378) .....	24
11/5	W	34	San Diego (54,476) .....	28
11/12	W	*33	St. Louis (65,218) .....	24
11/19	W	28	Philadelphia (65,720) .....	7
11/23	L	*10	San Francisco (65,124) .....	31
12/3	W	27	St. Louis (49,797) .....	6
12/9	W	*34	Washington (65,136) .....	24
12/17	L	* 3	N.Y. Giants (64,602) .....	23
		319		240

**1972 DIVISIONAL PLAYOFF  
(San Francisco)**

12/23 W 30 San Francisco (61,214) ..... 28

**1972 NFC CHAMPIONSHIP GAME  
(Washington)**

12/31 L 3 Washington (53,129) ..... 26

**1973 (10-4)**

**Tom Landry, Head Coach  
First place, NFC East**

9/16	W	20	Chicago (55,701) .....	17
9/24	W	*40	New Orleans (53,972) .....	3
9/30	W	*45	St. Louis (64,815) .....	10
10/8	L	7	Washington (54,314) .....	14
10/14	L	31	Los Angeles (81,428) .....	37
10/21	W	*45	N.Y. Giants (64,898) .....	28
10/28	L	16	Philadelphia (65,954) .....	30
11/4	W	*38	Cincinnati (58,802) .....	10
11/11	W	23	N.Y. Giants (70,128) .....	10
11/18	W	*31	Philadelphia (61,985) .....	10
11/22	L	* 7	Miami (64,100) .....	14
12/2	W	22	Denver (51,706) .....	10
12/9	W	*27	Washington (64,458) .....	7
12/16	W	30	St. Louis (43,946) .....	3
		382		203

**1973 DIVISIONAL PLAYOFF  
(Dallas)**

12/23 W 27 Los Angeles (64,291) ..... 16

**1973 NFC CHAMPIONSHIP GAME  
(Dallas)**

12/30 L 10 Minnesota (64,524) ..... 27

**1974 (8-6)**

**Tom Landry, Head Coach  
Third place, NFC East**

9/15	W	24	Atlanta (52,322) .....	0
9/23	L	10	Philadelphia (64,088) .....	13
9/29	L	* 6	N.Y. Giants (45,841) .....	14
10/6	L	*21	Minnesota (57,847) .....	23
10/13	L	28	St. Louis (49,885) .....	31
10/20	W	*31	Philadelphia (43,586) .....	24
10/27	W	21	N.Y. Giants (61,918) .....	7
11/3	W	*17	St. Louis (64,146) .....	14
11/10	W	*20	San Francisco (50,018) .....	14
11/17	L	21	Washington (54,395) .....	28
11/24	W	10	Houston (49,775) .....	0
11/28	W	*24	Washington (63,243) .....	23
12/7	W	*41	Cleveland (48,754) .....	17
12/14	L	23	Oakland (45,850) .....	27
		297		235

**1975 (10-4)**

**Tom Landry, Head Coach  
Second place, NFC East**

9/21	W	*18	Los Angeles (49,091) .....	7
9/28	W	*37	St. Louis (52,417)(OT) .....	31
10/6	W	36	Detroit (79,784) .....	10
10/12	W	13	N.Y. Giants (56,511) .....	7
10/19	L	*17	Green Bay (64,934) .....	19
10/26	W	20	Philadelphia (64,889) .....	17
11/2	L	24	Washington (55,004)(OT) .....	30
11/10	L	*31	Kansas City (63,539) .....	34
11/16	W	34	New England (60,905) .....	31
11/23	W	*27	Philadelphia (57,893) .....	17
11/30	W	*14	N.Y. Giants (53,329) .....	3
12/7	L	17	St. Louis (49,701) .....	31
12/13	W	*31	Washington (61,091) .....	10
12/21	W	31	N.Y. Jets (37,279) .....	21
		350		268

**1975 DIVISIONAL PLAYOFF  
(Minnesota)**

12/28 W 17 Minnesota (48,341) ..... 14

**1975 NFC CHAMPIONSHIP GAME  
(Los Angeles)**

1/4/76 W 37 Los Angeles (84,483) ..... 7

**SUPER BOWL X  
(Miami)**

1/18/76 L 17 Pittsburgh (80,187) ..... 21

**1976 (11-3)**

**Tom Landry, Head Coach  
First place, NFC East**

9/12	W	*27	Philadelphia (54,052) .....	7
9/19	W	24	New Orleans (61,413) .....	6
9/26	W	*30	Baltimore (64,237) .....	27
10/3	W	28	Seattle (62,027) .....	13
10/10	W	24	N.Y. Giants (76,042) .....	14
10/17	L	17	St. Louis (50,317) .....	21
10/24	W	*31	Chicago (61,346) .....	21
10/31	W	20	Washington (55,004) .....	7
11/7	W	* 9	N.Y. Giants (58,870) .....	3
11/15	W	*17	Buffalo (51,779) .....	10
11/21	L	10	Atlanta (54,992) .....	17
11/25	W	*19	St. Louis (62,498) .....	14
12/5	W	26	Philadelphia (55,072) .....	7
12/12	L	*14	Washington (59,916) .....	27
		296		194

**1976 DIVISIONAL PLAYOFF  
(Dallas)**

12/19 L 12 Los Angeles (62,436) ..... 14



THE HISTORY

1977 (12-2)

Tom Landry, Head Coach  
First place, NFC East

9/18	W	16	Minnesota (47,678)(OT) .....	10
9/25	W	*41	N.Y. Giants (64,215) .....	21
10/2	W	*23	Tampa Bay (55,316) .....	7
10/9	W	30	St. Louis (50,129) .....	24
10/16	W	*34	Washington (62,115) .....	16
10/23	W	16	Philadelphia (65,507) .....	10
10/30	W	*37	Detroit (63,160) .....	0
11/6	W	*24	N.Y. Giants (74,532) .....	10
11/14	L	*17	St. Louis (64,038) .....	24
11/20	L	13	Pittsburgh (49,761) .....	28
11/27	W	14	Washington (55,031) .....	7
12/4	W	*24	Philadelphia (60,289) .....	14
12/12	W	42	San Francisco (55,848) .....	35
12/18	W	*14	Denver (63,752) .....	6
		345		212

1977 DIVISIONAL PLAYOFF  
(Dallas)

12/26	W	37	Chicago (62,920) .....	7
-------	---	----	------------------------	---

1977 NFC CHAMPIONSHIP GAME  
(Dallas)

1/1/78	W	23	Minnesota (61,968) .....	6
--------	---	----	--------------------------	---

SUPER BOWL XII  
(New Orleans)

1/15/78	W	27	Denver (76,400) .....	10
---------	---	----	-----------------------	----

1978 (12-4)

Tom Landry, Head Coach  
First place, NFC East

9/4	W	*38	Baltimore (64,224) .....	0
9/10	W	34	N.Y. Giants (73,265) .....	24
9/17	L	14	Los Angeles (65,749) .....	27
9/24	W	*21	St. Louis (62,760) .....	12
10/2	L	5	Washington (55,031) .....	9
10/8	W	*24	N.Y. Giants (63,420) .....	3
10/15	W	24	St. Louis (48,991)(OT) .....	21
10/22	W	*14	Philadelphia (60,525) .....	7
10/26	L	*10	Minnesota (61,848) .....	21
11/5	L	16	Miami (69,414) .....	23
11/12	W	42	Green Bay (55,256) .....	14
11/19	W	*27	New Orleans (57,920) .....	7
11/23	W	*37	Washington (64,905) .....	10
12/3	W	*17	New England (63,263) .....	10
12/10	W	31	Philadelphia (64,667) .....	13
12/17	W	30	N.Y. Jets (52,532) .....	7
		384		208

1978 DIVISIONAL PLAYOFF  
(Dallas)

12/30	W	27	Atlanta (60,338) .....	20
-------	---	----	------------------------	----

1978 NFC CHAMPIONSHIP GAME  
(Los Angeles)

1/7/79	W	28	Los Angeles (67,470) .....	0
--------	---	----	----------------------------	---

SUPER BOWL XIII  
(Miami)

1/21/79	L	31	Pittsburgh (78,656) .....	35
---------	---	----	---------------------------	----

1979 (11-5)

Tom Landry, Head Coach  
First place, NFC East

9/2	W	22	St. Louis (50,855) .....	21
9/9	W	21	San Francisco (56,728) .....	13

9/16	W	*24	Chicago (64,056) .....	20
9/24	L	7	Cleveland (80,123) .....	26
9/30	W	*38	Cincinnati (63,179) .....	13
10/7	W	36	Minnesota (47,572) .....	20
10/14	W	*30	Los Angeles (64,462) .....	6
10/21	W	*22	St. Louis (64,300) .....	13
10/28	L	3	Pittsburgh (50,199) .....	14
11/4	W	16	N.Y. Giants (76,490) .....	14
11/12	L	*21	Philadelphia (62,417) .....	31
11/18	L	20	Washington (55,031) .....	34
11/22	L	*24	Houston (63,897) .....	30
12/2	W	*28	N.Y. Giants (63,787) .....	7
12/8	W	24	Philadelphia (71,434) .....	17
12/16	W	*35	Washington (62,867) .....	34
		371		313

1979 DIVISIONAL PLAYOFF  
(Dallas)

12/30	L	19	Los Angeles (64,792) .....	21
-------	---	----	----------------------------	----

1980 (12-4)

Tom Landry, Head Coach  
Second place, NFC East

9/8	W	17	Washington (55,045) .....	3
9/14	L	20	Denver (74,919) .....	41
9/21	W	*28	Tampa Bay (62,750) .....	17
9/28	W	28	Green Bay (54,776) .....	7
10/5	W	*24	N.Y. Giants (59,126) .....	3
10/12	W	*59	San Francisco (63,399) .....	14
10/19	L	10	Philadelphia (70,696) .....	17
10/26	W	*42	San Diego (60,639) .....	31
11/2	W	27	St. Louis (50,701) .....	24
11/9	L	35	N.Y. Giants (68,343) .....	38
11/16	W	*31	St. Louis (52,567) .....	21
11/23	W	*14	Washington (58,809) .....	10
11/27	W	*51	Seattle (57,540) .....	7
12/7	W	19	Oakland (53,194) .....	13
12/15	L	14	Los Angeles (65,154) .....	38
12/21	W	*35	Philadelphia (62,548) .....	27
		454		311

1980 NFC WILD CARD GAME  
(Dallas)

12/28	W	34	Los Angeles (64,533) .....	13
-------	---	----	----------------------------	----

1980 DIVISIONAL PLAYOFF  
(Atlanta)

1/4/81	W	30	Atlanta (60,022) .....	27
--------	---	----	------------------------	----

1980 NFC CHAMPIONSHIP GAME  
(Philadelphia)

1/11/81	L	7	Philadelphia (70,696) .....	20
---------	---	---	-----------------------------	----

1981 (12-4)

Tom Landry, Head Coach  
First place, NFC East

9/6	W	26	Washington (55,045) .....	10
9/13	W	*30	St. Louis (63,602) .....	17
9/21	W	35	New England (60,311) .....	21
9/27	W	*18	N.Y. Giants (63,449) .....	10
10/4	L	17	St. Louis (49,777) .....	20
10/11	L	14	San Francisco (57,574) .....	45
10/18	W	*29	Los Angeles (64,649) .....	17
10/25	W	*28	Miami (64,221) .....	27
11/1	W	17	Philadelphia (72,111) .....	14
11/9	W	*27	Buffalo (62,583) .....	14
11/15	L	24	Detroit (79,694) .....	27
11/22	W	*24	Washington (64,583) .....	10
11/26	W	*10	Chicago (63,499) .....	9
12/6	W	37	Baltimore (54,871) .....	13

THE HISTORY

1981, Cont.

12/13	W	*21	Philadelphia (64,955)	.....	10
12/19	L	10	N.Y. Giants (73,009)(OT)	....	13
		367			277

1981 DIVISIONAL PLAYOFF  
(Dallas)

1/2/82	W	38	Tampa Bay (64,848)	.....	0
--------	---	----	--------------------	-------	---

1981 NFC CHAMPIONSHIP GAME  
(San Francisco)

1/10/82	L	27	San Francisco (60,525)	.....	28
---------	---	----	------------------------	-------	----

1982 (6-3)

Tom Landry, Head Coach  
Second place, NFC

9/13	L	*28	Pittsburgh (63,431)	.....	36
9/19	W	24	St. Louis (50,705)	.....	7

Minnesota-canceled  
\*N.Y. Giants-canceled  
\*Washington-canceled  
Philadelphia-canceled  
Cincinnati-canceled  
N.Y. Giants-canceled  
\*St. Louis-canceled  
San Francisco-canceled

11/21	W	*14	Tampa Bay (49,578)	.....	9
11/25	W	*31	Cleveland (46,267)	.....	14
12/5	W	24	Washington (54,633)	.....	10
12/13	W	37	Houston (51,808)	.....	7
12/19	W	*21	New Orleans (64,506)	.....	7
12/26	L	*20	Philadelphia (46,199)	.....	24
1/3/83	L	27	Minnesota (60,007)	.....	31
		226			145

1982 SUPER BOWL TOURNAMENT  
(Dallas)

1/9/83	W	30	Tampa Bay (65,042)	.....	17
--------	---	----	--------------------	-------	----

1982 SUPER BOWL TOURNAMENT  
(Dallas)

1/16/83	W	37	Green Bay (63,972)	.....	26
---------	---	----	--------------------	-------	----

1982 NFC CHAMPIONSHIP GAME  
(Washington)

1/22/83	L	17	Washington (55,045)	.....	31
---------	---	----	---------------------	-------	----

1983 (12-4)

Tom Landry, Head Coach  
Second place, NFC East

9/5	W	31	Washington (55,045)	.....	30
9/11	W	34	St. Louis (48,532)	.....	17
9/18	W	*28	N.Y. Giants (62,347)	.....	13
9/25	W	*21	New Orleans (62,136)	.....	20
10/2	W	37	Minnesota (60,774)	.....	24
10/9	W	*27	T. Bay (63,308)(OT)	.....	24
10/16	W	*37	Philadelphia (63,070)	.....	7
10/23	L	*38	L.A. Raiders (64,991)	.....	40
10/30	W	38	N.Y. Giants (76,142)	.....	20
11/6	W	27	Philadelphia (71,236)	.....	20
11/13	L	23	San Diego (46,192)	.....	24
11/20	W	*41	Kansas City (64,103)	.....	21
11/24	W	*35	St. Louis (60,764)	.....	17
12/4	W	35	Seattle (63,352)	.....	10
12/11	L	*10	Washington (65,074)	.....	31
12/19	L	17	San Francisco (59,957)	.....	42
		479			360

1983 NFC WILD CARD GAME  
(Dallas)

12/26	L	17	L.A. Rams (43,521)	.....	24
-------	---	----	--------------------	-------	----

1984 (9-7)

Tom Landry, Head Coach  
Fourth place, NFC East

9/3	W	20	L.A. Rams (65,403)	.....	13
9/9	L	7	N.Y. Giants (75,921)	.....	28
9/16	W	*23	Philadelphia (64,521)	.....	17
9/23	W	*20	Green Bay (64,222)	.....	6
9/30	W	23	Chicago (63,623)	.....	14
10/7	L	*20	St. Louis (61,438)	.....	31
10/14	L	14	Washington (55,431)	.....	34
10/21	W	*30	N. Orleans (50,966)(OT)	....	27
10/28	W	*22	Indianapolis (58,724)	.....	3
11/4	L	*7	N.Y. Giants (60,235)	.....	19
11/11	W	24	St. Louis (48,721)	.....	17
11/18	L	3	Buffalo (74,391)	.....	14
11/22	W	*20	New England (55,341)	.....	17
12/2	W	26	Philadelphia (66,322)	.....	10
12/9	L	*28	Washington (64,286)	.....	30
12/17	L	21	Miami (74,139)	.....	28
		308			308

1985 (10-6)

Tom Landry, Head Coach  
First place, NFC East

9/9	W	*44	Washington (62,292)	.....	14
9/15	L	21	Detroit (72,985)	.....	26
9/22	W	*20	Cleveland (61,456)	.....	7
9/29	W	17	Houston (49,686)	.....	10
10/6	W	30	N.Y. Giants (74,981)	.....	29
10/13	W	*27	Pittsburgh (62,932)	.....	13
10/20	L	14	Philadelphia (70,114)	.....	16
10/27	W	*24	Atlanta (57,941)	.....	10
11/4	L	10	St. Louis (49,347)	.....	21
11/10	W	13	Washington (55,750)	.....	7
11/17	L	*0	Chicago (63,855)	.....	44
11/24	W	*34	Philadelphia (54,047)	.....	17
11/28	W	*35	St. Louis (54,125)	.....	17
12/8	L	24	Cincinnati (56,936)	.....	50
12/15	W	*28	N.Y. Giants (62,310)	.....	21
12/22	L	16	San Francisco (60,114)	.....	31
		357			333

1985 DIVISIONAL PLAYOFF  
(Los Angeles)

1/4/86	L	0	L.A. Rams (66,351)	.....	20
--------	---	---	--------------------	-------	----

1986 (7-9)

Tom Landry, Head Coach  
Third place, NFC East

9/8	W	*31	N.Y. Giants (59,804)	.....	28
9/14	W	31	Detroit (73,812)	.....	7
9/21	L	*35	Atlanta (62,880)	.....	37
9/29	W	31	St. Louis (49,077)	.....	7
10/5	L	14	Denver (76,082)	.....	29
10/12	W	*30	Washington (63,264)	.....	6
10/19	W	17	Philadelphia (68,572)	.....	14
10/26	W	*37	St. Louis (60,756)	.....	6
11/2	L	14	N.Y. Giants (74,871)	.....	17
11/9	L	*13	L.A. Raiders (61,706)	.....	17
11/16	W	24	San Diego (55,622)	.....	21
11/23	L	14	Washington (55,642)	.....	41
11/27	L	*14	Seattle (58,023)	.....	31
12/7	L	10	L.A. Rams (64,949)	.....	29
12/14	L	*21	Philadelphia (46,117)	.....	23
12/21	L	*10	Chicago (57,256)	.....	24
		346			337

1987 (7-8)

Tom Landry, Head Coach  
Second place, NFC East

9/13	L	13	St. Louis (47,241)	.....	24
------	---	----	--------------------	-------	----

THE HISTORY

1987, Cont.

9/20	W	16	N.Y. Giants (73,426) .....	14
9/27			Buffalo-canceled	
10/4	W	38	N.Y. Jets (12,370) .....	24
10/11	L	*41	Philadelphia (40,622) .....	22
10/19	L	*7	Washington (60,415) .....	13
10/25	L	20	Philadelphia (61,630) .....	37
11/2	W	*33	N.Y. Giants (55,730) .....	24
11/8	L	17	Detroit (45,325) .....	27
11/15	W	23	N. England (60,567)(OT) ...	17
11/22	L	*14	Miami (56,519) .....	20
11/26	L	*38	Minnesota (54,229)(OT) .....	44
12/6	L	*10	Atlanta (40,103) .....	21
12/13	L	20	Washington (54,882) .....	24
12/21	W	29	L.A. Rams (60,700) .....	21
12/27	W	*21	St. Louis (36,788) .....	16
		340		348

1988 (3-13)

Tom Landry, Head Coach

Fifth place, NFC East

9/4	L	21	Pittsburgh (56,813) .....	24
9/12	W	17	Phoenix (67,139) .....	14
9/18	L	*10	N.Y. Giants (55,325) .....	12
9/25	W	*26	Atlanta (39,702) .....	20
10/3	L	17	New Orleans (68,474) .....	20
10/9	L	*17	Washington (63,235) .....	35
10/16	L	7	Chicago (64,759) .....	17
10/23	L	23	Philadelphia (66,309) .....	24
10/30	L	*10	Phoenix (42,196) .....	16
11/6	L	21	N.Y. Giants (75,826) .....	29
11/13	L	*3	Minnesota (57,830) .....	43
11/20	L	*24	Cincinnati (37,865) .....	38
11/24	L	*17	Houston (50,845) .....	25
12/4	L	21	Cleveland (77,683) .....	24
12/11	W	24	Washington (51,526) .....	17
12/18	L	*7	Philadelphia (46,131) .....	23
		265		381

1989 (1-15)

Jimmy Johnson, Head Coach

Fifth place, NFC East

9/10	L	0	New Orleans (66,977) .....	28
9/17	L	21	Atlanta (55,285) .....	27
9/24	L	*7	Washington (63,200) .....	30
10/1	L	*13	N.Y. Giants (51,785) .....	30
10/8	L	13	Green Bay (56,656) .....	31
10/15	L	*14	San Francisco (61,077) .....	31
10/22	L	28	Kansas City (76,841) .....	36
10/29	L	*10	Phoenix (44,431) .....	19
11/5	W	13	Washington (53,187) .....	3
11/12	L	20	Phoenix (49,657) .....	24
11/19	L	*14	Miami (56,044) .....	17
11/23	L	*0	Philadelphia (54,444) .....	27
12/3	L	*31	L.A. Rams (46,100) .....	35
12/10	L	10	Philadelphia (59,842) .....	20
12/16	L	0	N.Y. Giants (72,141) .....	15
12/24	L	*10	Green Bay (41,265) .....	20
		204		393

1990 (7-9)

Jimmy Johnson, Head Coach

Fourth place, NFC East

9/9	W	*17	San Diego (48,063) .....	14
9/16	L	*7	N.Y. Giants (61,090) .....	28
9/23	L	15	Washington (53,804) .....	19
9/30	L	17	N.Y. Giants (75,923) .....	31
10/7	W	*14	Tampa Bay (60,076) .....	10
10/14	L	3	Phoenix (45,235) .....	20
10/21	W	17	Tampa Bay (68,315) .....	13
10/28	L	*20	Philadelphia (62,605) .....	21

1990, Cont.

11/4	L	9	N.Y. Jets (68,086) .....	24
11/11	L	*6	San Francisco (62,966) .....	24
11/18	W	24	L.A. Rams (58,589) .....	21
11/22	W	*27	Washington (60,355) .....	17
12/2	W	*17	New Orleans (60,087) .....	13
			— Bye —	
12/16	W	*41	Phoenix (60,190) .....	10
12/23	L	3	Philadelphia (63,895) .....	17
12/30	L	7	Atlanta (50,097) .....	26
		244		308

1991 (11-5)

Jimmy Johnson, Head Coach

Second place, NFC East

9/1	W	26	Cleveland (78,860) .....	14
9/9	L	*31	Washington (63,025) .....	33
9/15	L	*0	Philadelphia (62,656) .....	24
9/22	W	17	Phoenix (68,814) .....	9
9/29	W	*21	N.Y. Giants (64,010) .....	16
10/6	W	20	Green Bay (53,695) .....	17
10/13	W	*35	Cincinnati (63,275) .....	23
			— Bye —	
10/27	L	10	Detroit (74,906) .....	34
11/3	W	*27	Phoenix (61,190) .....	7
11/10	L	23	Houston (63,001)(OT) .....	26
11/17	L	9	N.Y. Giants (76,410) .....	22
11/24	W	24	Washington (55,561) .....	21
11/28	W	*20	Pittsburgh (62,253) .....	10
12/8	W	*23	New Orleans (64,530) .....	14
12/15	W	25	Philadelphia (65,854) .....	13
12/22	W	*31	Atlanta (60,962) .....	17
		342		310

1991 FIRST ROUND PLAYOFFS

(Chicago)

12/29	W	17	Chicago (62,594) .....	13
-------	---	----	------------------------	----

1991 DIVISIONAL PLAYOFFS

(Detroit)

1/5/92	L	6	Detroit (78,290) .....	38
--------	---	---	------------------------	----

1992 (13-3)

Jimmy Johnson, Head Coach

First place, NFC East

9/7	W	*23	Washington (63,538) .....	10
9/13	W	34	N.Y. Giants (76,430) .....	28
9/20	W	*31	Phoenix (62,575) .....	20
			— Bye —	
10/5	L	7	Philadelphia (66,572) .....	31
10/11	W	*27	Seattle (62,311) .....	0
10/18	W	*17	Kansas City (64,115) .....	10
10/25	W	28	L.A. Raiders (91,505) .....	13
11/1	W	*20	Philadelphia (65,012) .....	10
11/8	W	*37	Detroit (74,816) .....	3
11/15	L	*23	L.A. Rams (63,690) .....	27
11/22	W	16	Phoenix (72,439) .....	10
11/26	W	*30	N.Y. Giants (62,416) .....	3
12/6	W	31	Denver (74,946) .....	27
12/13	L	17	Washington (56,437) .....	20
12/21	W	41	Atlanta (67,036) .....	17
12/27	W	*27	Chicago (63,101) .....	14
		409		243

1992 DIVISIONAL PLAYOFFS

(Dallas)

1/10/93	W	34	Philadelphia (63,721) .....	10
---------	---	----	-----------------------------	----

1992 NFC CHAMPIONSHIP GAME

(San Francisco)

1/17/93	W	30	San Francisco (64,920) .....	20
---------	---	----	------------------------------	----

SUPER BOWL XXVII

(Pasadena)

1/31/93	W	52	Buffalo (98,374) .....	17
---------	---	----	------------------------	----

THE HISTORY

1993 (12-4)

Jimmy Johnson, Head Coach

First place, NFC East

9/6	L	16	Washington (56,345)	.....	35
9/12	L	*10	Buffalo (63,226)	.....	13
9/19	W	17	Phoenix (73,025)	.....	10
			— Bye —		
10/3	W	*36	Green Bay (63,568)	.....	14
10/10	W	27	Indianapolis (60,453)	.....	3
10/17	W	*26	San Francisco (65,099)	.....	17
			— Bye —		
10/31	W	23	Philadelphia (61,912)	.....	10
11/7	W	*31	N.Y. Giants (64,735)	.....	9
11/14	W	*20	Phoenix (64,224)	.....	15
11/21	L	14	Atlanta (67,337)	.....	27
11/25	L	*14	Miami (60,198)	.....	16
12/6	W	*23	Philadelphia (64,521)	.....	17
12/12	W	37	Minnesota (63,321)	.....	20
12/18	W	28	N.Y. Jets (73,233)	.....	7
12/26	W	*38	Washington (64,497)	.....	3
1/2	W	16	N.Y. Giants (77,356)(OT)	.....	13
		376			229

1993 DIVISIONAL PLAYOFFS  
(Dallas)

1/16/94	W	27	Green Bay (64,790)	.....	17
---------	---	----	--------------------	-------	----

1993 NFC CHAMPIONSHIP GAME  
(Dallas)

1/23/94	W	38	San Francisco (64,902)	.....	21
---------	---	----	------------------------	-------	----

SUPER BOWL XXVIII  
(Atlanta)

1/30/94	W	30	Buffalo (72,817)	.....	13
---------	---	----	------------------	-------	----

Preseason  
Results

Dal. Opp.

1960 (1-5)

10	San Francisco (22,000)	@ Seattle	16
13	St. Louis (14,000)	@ San Antonio	20
10	Baltimore (40,000)	@ Dallas	14
14	N.Y. Giants (10,663)	@ Louisville	3
14	Los Angeles (13,500)	@ Pendleton	49
23	Green Bay (20,121)	@ Minneapolis	28

1961 (2-3)

38	Minnesota (4,954)	@ Sioux Falls	13
7	Green Bay (30,000)	@ Dallas	30
10	N.Y. Giants (21,500)	@ Albuquerque	28
35	Baltimore (19,000)	@ Norman	24
10	San Francisco (22,130)	@ Sacramento	24

1962 (0-5)

7	Green Bay (54,500)	@ Dallas	31
24	Detroit (77,683)	@ Cleveland	35
10	Baltimore (14,000)	@ Roanoke	24
7	San Francisco (20,000)	@ Sacramento	26
26	Minnesota (12,500)	@ Atlanta	45

1963 (3-2)

17	Los Angeles (70,675)	@ L.A.	14
10	Green Bay (53,121)	@ Dallas	31
17	Los Angeles (29,349)	@ Portland	20
37	San Francisco (9,927)	@ Bakersfield	24
27	Detroit (51,218)	@ New Orleans	17

1964 (1-4)

6	Los Angeles (57,450)	@ L.A.	17
34	San Francisco (24,679)	@ Portland	23
16	Los Angeles (30,565)	@ Portland	25
3	Green Bay (60,057)	@ Dallas	35
6	Chicago (35,000)	@ New Orleans	21

1965 (2-3)

0	Los Angeles (31,579)	@ L.A.	9
7	San Francisco (24,837)	@ Portland	27
21	Green Bay (67,954)	@ Dallas	12
17	Minnesota (41,500)	@ Birmingham	57
34	Chicago (33,525)	@ Tulsa	21

1966 (5-0)

24	San Francisco (28,899)	@ S.F.	13
20	Los Angeles (44,217)	@ L.A.	10
21	Green Bay (75,504)	@ Dallas	3
20	Detroit (31,250)	@ Tulsa	10
28	Minnesota (58,316)	@ Dallas	24

1967 (2-3)

6	Los Angeles (57,595)	@ L.A.	20
30	San Francisco (31,212)	@ S.F.	24
3	Green Bay (78,087)	@ Dallas	20
30	Houston (53,125)	@ Houston	17
7	Baltimore (58,492)	@ Dallas	33

1968 (3-3)

24	Chicago (14,578)	@ Canton	30
16	San Francisco (27,530)	@ S.F.	14
42	Los Angeles (64,978)	@ L.A.	10
27	Green Bay (72,014)	@ Dallas	31
33	Houston (52,289)	@ Houston	19
10	Baltimore (69,520)	@ Dallas	16

1969 (4-2)

17	Los Angeles (87,381)	@ L.A.	24
20	San Francisco (33,894)	@ S.F.	17
31	Green Bay (73,764)	@ Dallas	13
14	Houston (53,310)	@ Houston	11
25	N.Y. Jets (74,771)	@ Dallas	9
7	Baltimore (58,975)	@ Dallas	23

1970 (1-5)

20	San Diego (39,392)	@ San Diego	10
10	Los Angeles (64,646)	@ L.A.	17
34	Green Bay (72,389)	@ Dallas	35
21	Houston (46,548)	@ Houston	37
0	Kansas City (69,055)	@ Dallas	13
21	N.Y. Jets (55,297)	@ Dallas	29

1971 (6-0)

45	Los Angeles (87,187)	@ L.A.	21
36	New Orleans (73,560)	@ Dallas	21
16	Cleveland (69,099)	@ Dallas	15
28	Houston (49,078)	@ Houston	20
27	Baltimore (22,291)	@ Baltimore	14
24	Kansas City (74,035)	@ Dallas	17

1972 (6-1)

20	College All-Stars (54,162)	@ Chicago	7
26	Houston (65,405)	@ Dallas	24
27	Los Angeles (66,051)	@ L.A.	13
30	New Orleans (81,070)	@ N.O.	7
34	N.Y. Jets (65,386)	@ Dallas	27
10	Kansas City (79,592)	@ K.C.	20
16	Oakland (62,607)	@ Dallas	10

1973 (4-2)

24	Los Angeles (75,461)	@ L.A.	7
----	----------------------	--------	---

THE HISTORY

Dal.  
26 Oakland (53,723)  
24 New Orleans (61,022)  
24 Houston (46,942)  
27 Kansas City (57,468)  
26 Miami (61,378)

**1974 (3-3)**

7 Oakland (41,049)  
13 Los Angeles (46,468)  
19 Houston (53,148)  
7 New Orleans (56,563)  
25 Kansas City (43,492)  
15 Pittsburgh (43,900)

**1975 (2-4)**

7 Los Angeles (62,843)  
20 Kansas City (35,630)  
13 Minnesota (45,395)  
17 Houston (46,951)  
20 Oakland (39,562)  
17 Pittsburgh (43,186)

**1976 (3-3)**

14 Oakland (52,391)  
14 Los Angeles (60,158)  
9 Denver (54,567)  
36 Detroit (30,340)  
20 Pittsburgh (64,264)  
26 Houston (58,844)

**1977 (3-3)**

34 San Diego (59,504)  
17 Seattle (58,789)  
14 Miami (56,820)  
23 Baltimore (54,835)  
14 Houston (49,777)  
30 Pittsburgh (49,824)

**1978 (3-1)**

41 San Francisco (63,736)  
21 Denver (74,619)  
13 Houston (62,242)  
16 Pittsburgh (59,747)

**1979 (3-2)**

13 Oakland (20,648)  
7 Denver (61,192)  
17 Seattle (59,803)  
16 Houston (62,803)  
16 Pittsburgh (64,543)

**1980 (3-1)**

17 Green Bay (54,876)  
19 Los Angeles (63,283)  
20 Houston (63,658)  
10 Pittsburgh (62,795)

**1981 (2-2)**

17 Green Bay (55,987)  
21 Los Angeles (61,459)  
24 Pittsburgh (63,504)  
28 Houston (63,799)

**1982 (3-1)**

10 Buffalo (48,612)  
26 San Diego (49,182)  
36 New England (50,113)  
20 Houston (60,150)

Opp.  
@ Oakland 27  
@ Dallas 14  
@ Houston 27  
@ Dallas 16  
@ Dallas 23

@ Oakland 27  
@ L.A. 6  
@ Dallas (OT) 13  
@ N.O. 16  
@ Dallas 16  
@ Dallas 41

@ L.A. 35  
@ K.C. 26  
@ Dallas 16  
@ Houston 14  
@ Dallas 31  
@ Dallas 16

@ Oakland 17  
@ L.A. 26  
@ Dallas 13  
@ Memphis 16  
@ Dallas 10  
@ Dallas (OT) 20

@ Dallas 14  
@ Seattle (OT) 23  
@ Dallas 20  
@ Dallas 21  
@ Houston 23  
@ Dallas 0

@ Dallas 24  
@ Denver 14  
@ Dallas 27  
@ Dallas 13

@ Canton 20  
@ Dallas 6  
@ Seattle 27  
@ Dallas 13  
@ Dallas 14

@ Dallas 14  
@ Anaheim 16  
@ Dallas 13  
@ Dallas 31

@ Dallas 21  
@ Anaheim 33  
@ Dallas 14  
@ Dallas 20

@ Dallas 14  
@ San Diego 16  
@ Dallas 21  
@ Dallas 14

**1983 (3-1)**

20 Miami (46,826)  
30 L.A. Rams (54,268)  
7 Pittsburgh (62,164)  
34 Houston (54,363)

@ Dallas 17  
@ L.A. 7  
@ Dallas 24  
@ Dallas 31

**1984 (3-1)**

31 Green Bay (43,371)  
24 San Diego (50,740)  
10 Pittsburgh (55,658)  
31 Houston (53,877)

@ Dallas 17  
@ San Diego 13  
@ Dallas 20  
@ Dallas 24

**1985 (4-0)**

27 Green Bay (41,847)  
27 San Diego (48,596)  
15 Chicago (49,540)  
20 Houston (53,812)

@ Dallas 3  
@ S.D. (OT) 24  
@ Dallas 13  
@ Dallas 10

**1986 (0-5)**

6 Chicago (82,699)  
0 San Diego (47,744)  
19 L.A. Rams (52,153)  
28 Pittsburgh (54,299)  
14 Houston (62,239)

@ London 17  
@ San Diego 20  
@ L.A. 24  
@ Dallas 41  
@ Dallas 17

**1987 (1-3)**

0 San Diego (48,020)  
13 San Francisco (57,598)  
10 L.A. Raiders (46,666)  
13 Houston (47,043)

@ San Diego 29  
@ S.F. 3  
@ Dallas 34  
@ Dallas 18

**1988 (2-2)**

21 San Diego (40,110)  
27 L.A. Raiders (40,774)  
17 Chicago (47,796)  
10 Houston (48,400)

@ San Diego 24  
@ L.A. 17  
@ Dallas 9  
@ Dallas 54

**1989 (3-1)**

20 San Diego (45,203)  
27 L.A. Raiders (32,358)  
21 Denver (74,076)  
30 Houston (63,582)

@ San Diego 3  
@ L.A. 20  
@ Denver (OT) 24  
@ Dallas 28

**1990 (1-3)**

16 San Diego (42,221)  
14 L.A. Raiders (28,273)  
20 Pittsburgh (47,723)  
6 Houston (55,499)

@ San Diego 28  
@ L.A. 16  
@ Dallas 9  
@ Dallas 27

**1991 (2-2)**

24 Kansas City (56,038)  
12 L.A. Raiders (55,981)  
20 Houston (53,314)  
20 Atlanta (53,689)

@ K.C. 14  
@ Dallas 17  
@ Houston 30  
@ Dallas (OT) 17

**1992 (2-3)**

23 Houston (51,058)  
27 Miami (50,803)  
16 Houston (61,334)  
17 Denver (61,485)  
13 Chicago (60,218)

@ Tokyo 34  
@ Miami 24  
@ Dallas 17  
@ Dallas 3  
@ Dallas 20

**1993 (1-3-1)**

7 Minnesota (60,010)  
13 Detroit (43,522)  
13 L.A. Raiders (60,411)  
20 Houston (63,285)  
21 Chicago (56,181)

@ Dallas 13  
@ London 13  
@ Dallas 7  
@ San Antonio 23  
@ Chicago 23

## All-Time Preseason Record

(86-82-1)

Arizona .....	0-1	Miami .....	3-1
Atlanta .....	1-0	Minnesota .....	2-4
Buffalo .....	0-1	New England .....	1-0
Chicago .....	3-5	New Orleans .....	3-1
Cincinnati .....	0-0	New York Giants .....	1-1
Cleveland .....	1-0	New York Jets .....	2-1
Denver .....	3-2	Philadelphia .....	0-0
Detroit .....	3-1-1	Pittsburgh .....	7-5
Green Bay .....	6-9	San Diego .....	6-4
Houston .....	16-12	San Francisco .....	8-4
Indianapolis .....	3-5	Seattle .....	0-2
Kansas City .....	4-3	Tampa Bay .....	0-0
L.A. Raiders .....	4-9	Washington .....	0-0
L.A. Rams .....	9-11		

## COWBOYS OVERTIME GAMES

The Cowboys have played in 11 regular season overtime games with a record of 7-4 since the NFL adopted the extra session in 1974.

	Score by Quarters					Total	Winning Score
	1	2	3	4	OT		
<i>Sept. 28, 1975 at Texas Stadium</i>							
St. Louis .....	0	3	14	14	0	31	DuPree 3 pass from Staubach at 7:07
DALLAS .....	0	7	21	3	6	37	
<i>Nov. 2, 1975 at RFK Stadium</i>							
DALLAS .....	0	17	0	7	0	24	
Washington .....	3	7	7	7	6	30	Kilmer 1 run at 8:26
<i>Sept. 18, 1977 at Metropolitan Stadium</i>							
DALLAS .....	0	3	0	7	6	16	Staubach 4 run at 8:46
Minnesota .....	7	0	0	3	0	10	
<i>Oct. 15, 1978 at Busch Stadium</i>							
DALLAS .....	0	7	14	0	3	24	FG Septien 47 at 11:32
St. Louis .....	7	7	0	7	0	21	
<i>Dec. 19, 1981 at Giants Stadium</i>							
DALLAS .....	0	0	0	10	0	10	
N.Y. Giants .....	0	0	7	3	3	13	FG Danelo 35 at 8:41
<i>Oct. 9, 1983 at Texas Stadium</i>							
Tampa Bay .....	10	0	7	7	0	24	
DALLAS .....	7	7	3	7	3	27	FG Septien 42 at 10:22
<i>Oct. 21, 1984 at Texas Stadium</i>							
New Orleans .....	0	17	10	0	0	27	
DALLAS .....	3	0	3	21	3	30	FG Septien 41 at 11:18
<i>Nov. 15, 1987 at Sullivan Stadium</i>							
DALLAS .....	7	7	0	3	6	23	Walker 60 run at 13:10
New England .....	0	7	0	10	0	17	
<i>Nov. 26, 1987 at Texas Stadium</i>							
Minnesota .....	14	7	7	10	6	44	Nelson 24 run at 7:09
DALLAS .....	0	14	10	14	0	38	
<i>Nov. 10, 1991 at The Astrodome</i>							
DALLAS .....	10	3	3	7	0	23	
Houston .....	0	10	3	10	3	26	FG Del Greco 23 at :29
<i>Jan. 2, 1994 at Giants Stadium</i>							
DALLAS .....	3	10	0	0	3	16	FG Murray 41 at 4:16
N.Y. Giants .....	0	0	10	3	0	13	

## THE OPPONENTS

**Arizona Cardinals**  
**(Dallas Leads Series, 40-22-1)**

Year	Site	Winner-Score	Att.
1960	St. Louis	St. Louis, 12-10	23,128
1961	Dallas	St. Louis, 31-17	20,500
1961	St. Louis	St. Louis, 31-13	15,384
1962	Dallas	St. Louis, 28-24	16,027
1962	St. Louis	St. Louis, 55-20	14,201
1963	Dallas	St. Louis, 34-7	36,432
1963	St. Louis	Dallas, 28-24	12,695
1964	Dallas	St. Louis, 16-6	36,605
1964	St. Louis	Dallas, 31-13	28,253
1965	St. Louis	St. Louis, 20-13	32,034
1965	Dallas	Dallas, 27-13	38,499
1966	St. Louis	Tie, 10-10	50,673
1966	Dallas	Dallas, 31-17	76,965
1967	Dallas	Dallas, 46-21	68,787
1968	Dallas	Dallas, 27-10	48,296
1969	Dallas	Dallas, 24-3	62,134
1970	St. Louis	St. Louis, 20-7	50,780
1970	Dallas	St. Louis, 38-0	69,323
1971	St. Louis	Dallas, 16-13	50,486
1971	Dallas	Dallas, 31-12	66,672
1972	Dallas	Dallas, 33-24	65,218
1972	St. Louis	Dallas, 27-6	49,787
1973	Dallas	Dallas, 45-10	64,729
1973	St. Louis	Dallas, 30-3	43,946
1974	St. Louis	St. Louis, 31-28	49,885
1974	Dallas	Dallas, 17-14	64,146
1975	Dallas	Dallas, 37-31	52,417
1975	St. Louis	St. Louis, 31-17	49,701
1976	St. Louis	St. Louis, 21-17	50,317
1976	Dallas	Dallas, 19-14	62,498
1977	St. Louis	Dallas, 30-24	50,129
1977	Dallas	St. Louis, 24-17	64,038
1978	Dallas	Dallas, 21-12	62,760
1978	St. Louis	Dallas, 24-21 (OT)	48,991
1979	St. Louis	Dallas, 22-21	50,855
1979	Dallas	Dallas, 22-13	64,300
1980	St. Louis	Dallas, 27-24	50,701
1980	Dallas	Dallas, 31-21	52,567
1981	Dallas	Dallas, 30-17	63,602
1981	St. Louis	St. Louis, 20-17	49,777
1982	St. Louis	Dallas, 24-7	50,705
1983	St. Louis	Dallas, 34-17	48,532
1983	Dallas	Dallas, 35-17	60,764
1984	Dallas	St. Louis, 31-20	61,438
1984	St. Louis	Dallas, 24-17	48,721
1985	St. Louis	St. Louis, 21-10	49,347
1985	Dallas	Dallas, 35-17	54,125
1986	St. Louis	Dallas, 31-7	49,077
1986	Dallas	Dallas, 37-6	60,756
1987	St. Louis	St. Louis, 24-13	47,241
1987	Dallas	Dallas, 21-16	36,788
1988	Phoenix	Dallas, 17-14	67,139
1988	Dallas	Phoenix, 16-10	42,196
1989	Dallas	Phoenix, 19-10	44,431
1989	Phoenix	Phoenix, 24-20	49,657
1990	Phoenix	Phoenix, 20-3	45,235
1990	Dallas	Dallas, 41-10	60,190
1991	Phoenix	Dallas, 17-9	68,814
1991	Dallas	Dallas, 27-7	61,190

**Arizona Cardinals Cont.**

1992	Dallas	Dallas, 31-20	62,575
1992	Phoenix	Dallas, 16-10	72,439
1993	Phoenix	Dallas, 17-10	73,025
1993	Dallas	Dallas, 20-15	64,224

1994 Oct. 9 at Dallas  
 1994 Oct. 23 at Arizona

**ARIZONA CARDINALS**

'93 Results (7-9)	'94 Schedule
17 @ Philadelphia	23 Sept. 4 - @ L.A. Rams
17 @ Washington	10 Sept. 11 - N.Y. Giants
10 Dallas	17 Sept. 18 - @ Cleveland
20 @ Detroit	26 Sept. 25 - Open Date
21 New England	23 Oct. 2 - Minnesota
36 Washington	6 Oct. 9 - @ Dallas
14 @ San Francisco	28 Oct. 16 - @ Washington
17 New Orleans	20 Oct. 23 - Dallas
16 Philadelphia	3 Oct. 30 - Pittsburgh
15 @ Dallas	20 Nov. 6 - @ Philadelphia
17 @ N.Y. Giants	19 Nov. 13 - @ N.Y. Giants
38 L.A. Rams	10 Nov. 20 - Philadelphia
14 Detroit	21 Nov. 27 - Chicago
30 @ Seattle (OT)	27 Dec. 4 - @ Houston
17 N.Y. Giants	6 Dec. 11 - Washington
27 @ Atlanta	10 Dec. 18 - Cincinnati
326	269 Dec. 24 - @ Atlanta

**Atlanta Falcons**  
**(Dallas Leads Series, 11-6)**

Year	Site	Winner-Score	Att.
1966	Atlanta	Dallas, 47-14	56,990
1967	Dallas	Dallas, 37-7	54,751
1969	Atlanta	Dallas, 24-17	54,833
1970	Dallas	Dallas, 13-0	53,611
1974	Atlanta	Dallas, 24-0	52,322
1976	Atlanta	Atlanta, 17-10	54,972
1978*	Dallas	Dallas, 27-20	60,388
1980*	Atlanta	Dallas, 30-27	60,022
1985	Dallas	Dallas, 24-10	57,941
1986	Dallas	Atlanta, 37-35	62,880
1987	Dallas	Atlanta, 21-10	40,103
1988	Dallas	Dallas, 26-20	39,702
1989	Atlanta	St. Louis, 27-21	55,285
1990	Atlanta	Atlanta, 26-7	50,097
1991	Dallas	Dallas, 31-27	60,962
1992	Atlanta	Dallas, 41-17	67,036
1993	Atlanta	Atlanta, 27-14	67,337

\* NFC Divisional Playoffs

**Buffalo Bills**  
**(Dallas Leads Series, 5-2)**

Year	Site	Winner-Score	Att.
1971	Buffalo	Dallas, 49-37	46,206
1976	Dallas	Dallas, 17-10	51,779
1981	Dallas	Dallas, 27-14	62,583
1984	Buffalo	Buffalo, 14-3	74,391
1992*	Pasadena	Dallas, 52-17	98,374
1993	Dallas	Buffalo, 13-10	63,226
1993**	Atlanta	Dallas, 30-13	72,817

\* Super Bowl XXVII, Jan. 31, 1993

\*\* Super Bowl XXVIII, Jan. 30, 1994

Continued

**Chicago Bears**  
(Dallas Leads Series, 10-6)

Year	Site	Winner-Score	Att.
1960	Chicago	Chicago, 17-7	39,951
1962	Dallas	Chicago, 34-33	12,692
1964	<b>Chicago</b>	<b>Dallas, 24-10</b>	<b>47,527</b>
1968	<b>Chicago</b>	<b>Dallas, 34-3</b>	<b>46,667</b>
1971	Chicago	Chicago, 23-19	55,049
1973	<b>Chicago</b>	<b>Dallas, 20-17</b>	<b>55,701</b>
1976	Dallas	Dallas, 31-21	61,346
1977*	Dallas	Dallas, 37-7	62,920
1979	Dallas	Dallas, 24-20	64,056
1981	Dallas	Dallas, 10-9	63,499
1984	<b>Chicago</b>	<b>Dallas, 23-14</b>	<b>63,623</b>
1985	Dallas	Chicago, 44-0	63,855
1986	Dallas	Chicago, 24-10	57,256
1988	Chicago	Chicago, 17-7	64,759
1991**	<b>Chicago</b>	<b>Dallas, 17-13</b>	<b>62,594</b>
1992	Dallas	Dallas, 27-14	63,101

\* NFC Divisional Playoffs  
\*\* NFC First-Round Playoffs

**Cincinnati Bengals**  
(Dallas Leads Series, 3-2)

Year	Site	Winner-Score	Att.
1973	Dallas	Dallas, 38-10	58,802
1979	Dallas	Dallas, 38-13	63,179
1985	Cincinnati	Cincinnati, 50-24	56,936
1988	Dallas	Cincinnati, 38-24	37,865
1991	Dallas	Dallas, 35-23	63,275

1994 Oct. 30 at Cincinnati

**CINCINNATI BENGALS**

'93 Results (3-13)		'94 Schedule	
14 @ Cleveland	27	Sept. 4 - Cleveland	
6 Indianapolis	9	Sept. 11 - @ San Diego	
7 @ Pittsburgh	34	Sept. 18 - New England	
10 Seattle	19	Sept. 25 - @ Houston	
15 @ Kansas City	17	Oct. 2 - Miami	
17 Cleveland	28	Oct. 9 - Open Date	
12 @ Houston	28	Oct. 16 - @ Pittsburgh	
16 Pittsburgh	24	Oct. 23 - @ Cleveland	
3 Houston	38	Oct. 30 - Dallas	
12 @ New York Jets	17	Nov. 6 - @ Seattle	
16 L.A. Raiders	10	Nov. 13 - Houston	
8 @ San Francisco	21	Nov. 20 - Indianapolis	
2 @ New England	7	Nov. 27 - @ Denver	
15 L.A. Rams	3	Dec. 4 - Pittsburgh	
21 Atlanta	17	Dec. 11 - @ N.Y. Giants	
13 @ New Orleans	20	Dec. 18 - @ Arizona	
187	319	Dec. 24 - Philadelphia	

**Cleveland Browns**  
(Cleveland Leads Series, 16-10)

Year	Site	Winner-Score	Att.
1960	Dallas	Cleve., 48-7	28,500
1961	Cleveland	Cleve., 25-7	43,638
1961	Dallas	Cleve., 38-17	23,500
1962	Cleveland	Cleve., 19-10	40,040

Continued

**Cleveland Browns, Cont.**

1962	Dallas	Dallas, 45-21	24,226
1963	Dallas	Cleve., 41-24	28,710
1963	Cleveland	Cleve., 27-17	55,096
1964	Cleveland	Cleve., 27-6	72,062
1964	Dallas	Cleve., 20-16	37,456
1965	Cleveland	Cleve., 23-17	80,451
1965	Dallas	Cleve., 24-17	76,251
1966	Cleveland	Cleve., 30-21	84,721
1966	Dallas	Dallas, 26-14	80,259
1967	<b>Cleveland</b>	<b>Dallas, 21-14</b>	<b>81,039</b>
1967*	Dallas	Dallas, 52-14	70,786
1968	Dallas	Dallas, 28-7	68,733
1968*	Cleveland	Cleve., 31-20	81,497
1969	Cleveland	Cleve., 42-10	84,850
1969*	Dallas	Cleve., 38-14	69,321
1970	<b>Cleveland</b>	<b>Dallas, 6-2</b>	<b>75,458</b>
1974	Dallas	Dallas, 41-17	48,754
1979	Cleveland	Cleve., 26-7	80,123
1982	Dallas	Dallas, 31-14	46,267
1985	Dallas	Dallas, 20-7	61,456
1988	Cleveland	Cleve., 24-21	77,683
1991	<b>Cleveland</b>	<b>Dallas, 26-14</b>	<b>78,860</b>

1994 Dec. 10 at Dallas

\* Eastern Conference Championship Game

**CLEVELAND BROWNS**

'93 Results (7-9)		'94 Schedule	
27 Cincinnati	14	Sept. 4 - @ Cincinnati	
23 San Francisco	13	Sept. 11 - Pittsburgh	
19 @ L.A. Raiders	16	Sept. 18 - Arizona	
10 @ Indianapolis	23	Sept. 25 - @ Indianapolis	
14 Miami	24	Oct. 2 - N.Y. Jets	
28 @ Cincinnati	17	Oct. 9 - Open Date	
28 Pittsburgh	23	Oct. 13 - @ Houston	
14 Denver	29	Oct. 23 - Cincinnati	
5 @ Seattle	22	Oct. 30 - @ Denver	
20 Houston	27	Nov. 6 - New England	
14 @ Atlanta	17	Nov. 13 - @ Philadelphia	
17 New Orleans	13	Nov. 20 - @ Kansas City	
17 @ Houston	19	Nov. 27 - Houston	
17 New England	20	Dec. 4 - N.Y. Giants	
42 @ L.A. Rams	14	Dec. 10 - @ Dallas	
9 @ Pittsburgh	16	Dec. 18 - @ Pittsburgh	
304	307	Dec. 24 - Seattle	

**Denver Broncos**  
(Dallas Leads Series, 4-2)

Year	Site	Winner-Score	Att.
1973	Denver	Dallas, 22-10	51,706
1977	Dallas	Dallas, 14-6	63,752
1978*	<b>N. Orleans</b>	<b>Dallas, 27-10</b>	<b>76,400</b>
1980	Denver	Denver, 41-20	74,919
1986	Denver	Denver, 29-14	76,082
1992	Denver	Dallas, 31-27	74,946

\* Super Bowl XII, Jan. 15, 1978

**Detroit Lions**  
(Dallas Leads Series, 8-6)

Year	Site	Winner-Score	Att.
1960	Detroit	Detroit, 23-14	43,272

Continued



THE HISTORY

*Detroit Lions, Cont.*

1963	Dallas	Dallas, 17-14	27,262
1968	Dallas	Dallas, 59-13	61,382
1970*	Dallas	Dallas, 5-0	73,167
1972	Dallas	Dallas, 28-24	65,378
1975	Detroit	Dallas, 36-10	79,784
1977	Dallas	Dallas, 37-0	63,160
1981	Detroit	Detroit, 27-24	79,694
1985	Detroit	Detroit, 26-21	72,985
1986	Detroit	Dallas, 31-7	73,812
1987	Detroit	Detroit, 27-17	45,325
1991	Detroit	Detroit, 34-10	74,906
1991*	Detroit	Detroit, 38-6	78,290
1992	Detroit	Dallas, 37-3	74,816

1994 Sept. 19 at Dallas

\* NFC Divisional Playoffs

**DETROIT LIONS**

'93 Results (10-6)		'94 Schedule	
30	Atlanta	13	Sept. 4 - Atlanta
19	@ N. Eng. (OT)	16	Sept. 11 - @ Minnesota
3	@ New Orleans	14	Sept. 19 - @ Dallas
26	Phoenix	20	Sept. 25 - New England
10	@ Tampa Bay	27	Oct. 2 - @ Tampa Bay
30	Seattle	10	Oct. 9 - San Francisco
16	@ L.A. Rams	13	Oct. 16 - Open Date
30	@ Minnesota	27	Oct. 23 - Chicago
23	Tampa Bay	0	Oct. 30 - @ N.Y. Giants
17	@ Green Bay	26	Nov. 6 - Green Bay (Mil.)
6	Chicago	10	Nov. 13 - Tampa Bay
0	Minnesota	13	Nov. 20 - @ Chicago
21	@ Phoenix	14	Nov. 24 - Buffalo
17	San Francisco	55	Dec. 4 - Green Bay
20	@ Chicago	14	Dec. 10 - @ N.Y. Jets
30	Green Bay	20	Dec. 17 - Minnesota
298		292	Dec. 25 - @ Miami

**Green Bay Packers**

(Green Bay Leads Series, 10-8)

Year	Site	Winner-Score	Att.
1960	Gr. Bay	Green Bay, 41-7	32,294
1964	Dallas	Green Bay, 45-21	44,975
1965	Milwau.	Green Bay, 13-3	48,311
1966*	Dallas	Green Bay, 34-27	75,504
1967*	Gr. Bay	Green Bay, 21-17	50,861
1968	Dallas	Green Bay, 28-17	74,604
1970	Dallas	Dallas, 16-3	67,182
1972	Milwau.	Green Bay, 16-14	47,103
1975	Dallas	Green Bay, 19-17	64,934
1978	Milwau.	Dallas, 42-14	55,256
1980	Milwau.	Dallas, 28-7	54,776
1982**	Dallas	Dallas, 37-26	63,972
1984	Dallas	Dallas, 20-6	64,222
1989	Gr. Bay	Green Bay, 31-13	56,656
1989	Dallas	Green Bay, 20-10	41,265
1991	Milwau.	Dallas, 20-17	53,695
1993	Dallas	Dallas, 36-14	63,568
1993S	Dallas	Dallas, 27-17	64,790

1994 Nov. 24 @ Dallas

S NFC Divisional Playoffs

\* NFL Championship Game

\*\* Super Bowl Tournament

*Green Bay Packers, Cont.*

**GREEN BAY PACKERS**

'93 Results (9-7)		'94 Schedule	
36	L.A. Rams	6	Sept. 4 - Minnesota
17	Philadelphia	20	Sept. 11 - Miami (Mil.)
13	@ Minnesota	15	Sept. 18 - @ Philadelphia
14	@ Dallas	36	Sept. 25 - Tampa Bay
30	Denver	27	Oct. 2 - @ New England
37	@ Tampa Bay	14	Oct. 9 - L.A. Rams
17	Chicago	3	Oct. 16 - Open Date
16	@ Kansas City	23	Oct. 20 - @ Minnesota
19	@ New Orleans	17	Oct. 31 - @ Chicago
26	Detroit	17	Nov. 6 - Detroit (Mil.)
13	Tampa Bay	10	Nov. 13 - N.Y. Jets
17	@ Chicago	30	Nov. 20 - @ Buffalo
20	@ San Diego	13	Nov. 24 - @ Dallas
17	Minnesota	21	Dec. 4 - @ Detroit
28	L.A. Raiders	0	Dec. 11 - Chicago
20	@ Detroit	30	Dec. 18 - Atlanta (Mil.)
340		282	Dec. 24 - @ Tampa Bay

**Houston Oilers**

(Dallas Leads Series, 4-3)

Year	Site	Winner-Score	Att.
1970	Dallas	Dallas, 52-10	50,504
1974	Houston	Dallas, 10-0	49,775
1979	Dallas	Houston, 30-24	63,897
1982	Houston	Dallas, 37-7	51,808
1985	Houston	Dallas, 17-10	49,686
1988	Dallas	Houston, 25-17	50,845
1991	Houston	Houston, 26-23 (OT)	60,001

1994 Sept. 11 at Dallas

**HOUSTON OILERS**

'93 Results (12-4)		'94 Schedule	
21	@ New Orleans	33	Sept. 4 - @ Indianapolis
30	Kansas City	0	Sept. 11 - @ Dallas
17	@ San Diego	18	Sept. 18 - Buffalo
13	L.A. Rams	28	Sept. 25 - Cincinnati
7	@ Buffalo	35	Oct. 3 - @ Pittsburgh
28	@ New England	14	Oct. 9 - Open Date
28	Cincinnati	12	Oct. 13 - Cleveland
24	Seattle	14	Oct. 24 - @ Philadelphia
38	@ Cincinnati	3	Oct. 30 - @ L.A. Raiders
27	@ Cleveland	20	Nov. 6 - Pittsburgh
23	Pittsburgh	3	Nov. 13 - @ Cincinnati
33	Atlanta	17	Nov. 21 - N.Y. Giants
19	Cleveland	17	Nov. 27 - @ Cleveland
26	@ Pittsburgh	17	Dec. 4 - Arizona
10	@ San Francisco	7	Dec. 11 - Seattle
24	New York Jets	0	Dec. 18 - @ Kansas City
368		238	Dec. 24 - N.Y. Jets

**Indianapolis Colts**

(Dallas Leads Series, 7-3)

Year	Site	Winner-Score	Att.
1960	Dallas	Baltimore, 45-7	25,500
1967	Baltimore	Baltimore, 23-17	60,238
1969	Dallas	Dallas, 27-10	63,191
1970*	Miami	Baltimore, 16-13	80,055
1972	Baltimore	Dallas, 21-0	58,992
1976	Dallas	Dallas, 30-27	64,237
1978	Dallas	Dallas, 38-0	64,224
1981	Baltimore	Dallas, 37-13	54,871
1984	Dallas	Dallas, 22-3	58,724
1993	Indianapolis	Dallas, 27-3	60,453

Continued

\* Super Bowl V, Jan. 17, 1971

## Kansas City Chiefs

(Dallas Leads Series, 3-2)

Year	Site	Winner-Score	Att.
1970	Kan. City	Dallas, 27-16	51,158
1975	Dallas	Kansas City, 34-31	63,539
1983	Dallas	Dallas, 41-21	64,103
1989	Kan. City	Kansas City, 36-28	76,841
1992	Dallas	Dallas, 17-10	64,115

## L.A. Raiders

(Raiders Lead Series, 3-2)

Year	Site	Winner-Score	Att.
1974	Oakland	Oakland, 27-23	45,850
1980	Oakland	Dallas, 19-13	53,194
1983	Dallas	L.A., 40-38	64,991
1986	Dallas	L.A., 17-13	61,706
1992	L.A.	Dallas, 28-13	91,505

## L.A. Rams

(Rams Lead Series, 13-12)

Year	Site	Winner-Score	Att.
1960	Dallas	L.A., 38-13	16,000
1962	L.A.	Dallas, 27-17	26,907
1967	Dallas	L.A., 35-13	75,229
1969	L.A.	L.A., 24-23	79,105
1971	Dallas	Dallas, 28-21	66,595
1973	L.A.	L.A., 37-31	81,428
1973*	Dallas	Dallas, 27-16	64,291
1975	Dallas	Dallas, 18-7	49,091
1975**	L.A.	Dallas, 37-7	84,483
1976*	Dallas	L.A., 14-12	62,436
1978	L.A.	L.A., 27-14	65,749
1978**	L.A.	Dallas, 28-0	67,470
1979	Dallas	Dallas, 30-6	64,462
1979*	Dallas	L.A., 21-19	64,792
1980	L.A.	L.A., 38-14	62,548
1980§	Dallas	Dallas, 34-13	64,533
1981	Dallas	Dallas, 29-17	64,649
1983§	Dallas	L.A., 24-17	43,521
1984	L.A.	Dallas, 20-13	65,403
1985*	L.A.	L.A., 20-0	66,351
1986	L.A.	L.A., 29-10	64,949
1987	L.A.	Dallas, 29-21	60,700
1989	Dallas	L.A., 35-31	46,100
1990	L.A.	Dallas, 24-21	58,589
1992	Dallas	L.A., 27-23	63,690

§ NFC Wild Card Game

\* NFC Division Playoff Game

\*\* NFC Championship Game

## Miami Dolphins

(Miami Leads Series, 6-2)

Year	Site	Winner-Score	Att.
1971*	N. Orleans	Dallas, 24-3	81,035
1973	Dallas	Miami, 14-7	64,100
1978	Miami	Miami, 23-16	69,414
1981	Dallas	Dallas, 28-27	64,221
1984	Miami	Miami, 28-21	74,139

## Miami Dolphins, Cont.

1987	Dallas	Miami, 20-14	56,519
1989	Dallas	Miami, 17-14	56,044
1993	Dallas	Miami, 16-14	60,198

\* Super Bowl VI, Jan. 16, 1972

## Minnesota Vikings

(Dallas Leads Series, 11-7)

Year	Site	Winner-Score	Att.
1961	Dallas	Dallas, 21-7	20,500
1961	Minn.	Dallas, 28-0	33,070
1966	Dallas	Dallas, 28-17	64,116
1968	Dallas	Dallas, 20-7	47,644
1970	Minn.	Minn., 54-13	47,900
1971*	Minn.	Dallas, 20-12	49,100
1973**	Dallas	Minn., 27-10	64,524
1974	Dallas	Minn., 23-21	57,847
1975*	Minn.	Dallas, 17-14	48,341
1977	Minn.	Dallas, 16-10 (OT)	47,678
1977**	Dallas	Dallas, 23-6	61,968
1978	Dallas	Minn., 21-10	61,848
1979	Minn.	Dallas, 36-20	47,572
1982	Minn.	Minn., 31-27	60,007
1983	Minn.	Dallas, 37-24	60,774
1987	Dallas	Minn., 44-38 (OT)	54,229
1988	Dallas	Minn., 43-3	57,830
1993	Minn.	Dallas, 37-20	63,321

\* NFC Divisional Playoff Game

\*\* NFC Championship Game

## New England Patriots

(Dallas Leads Series, 6-0)

Year	Site	Winner-Score	Att.
1971	Dallas	Dallas, 44-21	65,708
1975	N. Eng.	Dallas, 34-31	60,905
1978	Dallas	Dallas, 17-10	63,263
1981	N. Eng.	Dallas, 35-21	60,311
1984	Dallas	Dallas, 20-17	55,341
1987	N. Eng.	Dallas, 23-17 (OT)	60,567

## New Orleans Saints

(Dallas Leads Series, 13-3)

Year	Site	Winner-Score	Att.
1967	Dallas	Dallas, 14-10	52,562
1967	N.O.	Dallas, 27-10	83,437
1968	N.O.	Dallas, 17-3	84,728
1969	N.O.	Dallas, 21-17	79,567
1969	Dallas	Dallas, 33-17	68,282
1971	N.O.	N.O., 24-14	83,088
1973	Dallas	Dallas, 40-3	53,972
1976	N.O.	Dallas, 24-6	61,413
1978	Dallas	Dallas, 27-7	57,920
1982	Dallas	Dallas, 21-7	64,506
1983	Dallas	Dallas, 21-20	62,136
1984	Dallas	Dallas, 30-27 (OT)	50,966
1988	N.O.	N.O., 20-17	68,474
1989	N.O.	N.O., 28-0	66,977
1990	Dallas	Dallas, 17-13	60,087
1991	Dallas	Dallas, 23-14	64,530

1994 Dec. 19 at New Orleans

Continued

Continued

*New Orleans Saints, Cont.*

NEW ORLEANS SAINTS			
'93 Results (8-8)		'94 Schedule	
33	Houston	21	Sept. 4 - Kansas City
34	@ Atlanta	31	Sept. 11 - Washington
14	Detroit	3	Sept. 18 - @ Tampa Bay
16	San Francisco	13	Sept. 25 - @ San Fran.
37	@ L.A. Rams	6	Oct. 2 - N.Y. Giants
14	@ Pittsburgh	37	Oct. 9 - @ Chicago
15	Atlanta	26	Oct. 16 - San Diego
20	@ Phoenix	17	Oct. 23 - L.A. Rams
17	Green Bay	19	Oct. 30 - Open Date
7	@ San Francisco	40	Nov. 6 - @ Minnesota
17	@ Minnesota	14	Nov. 13 - Atlanta
13	@ Cleveland	17	Nov. 20 - @ L.A. Raiders
20	L.A. Rams	23	Nov. 28 - San Francisco
14	New York Giants	24	Dec. 4 - @ L.A. Rams
26	@ Philadelphia	37	Dec. 11 - @ Atlanta
20	Cincinnati	13	Dec. 19 - Dallas
317		343	Dec. 24 - @ Denver

**New York Giants**  
(Dallas Leads Series, 40-21-2)

Year	Site	Winner-Score	Att.
1960	New York	Tie, 31-31	55,033
1961	Dallas	New York, 31-10	41,500
1961	<b>New York</b>	<b>Dallas, 17-16</b>	<b>60,254</b>
1962	Dallas	New York, 41-10	45,668
1962	New York	New York, 41-31	62,694
1963	New York	New York, 37-21	62,889
1963	Dallas	New York, 34-27	29,635
1964	Dallas	Tie, 13-13	33,225
1964	<b>New York</b>	<b>Dallas, 31-21</b>	<b>63,031</b>
1965	Dallas	Dallas, 31-2	59,366
1965	<b>New York</b>	<b>Dallas, 38-20</b>	<b>62,871</b>
1966	Dallas	Dallas, 52-7	60,010
1966	<b>New York</b>	<b>Dallas, 17-7</b>	<b>62,735</b>
1967	Dallas	Dallas, 38-24	66,209
1968	Dallas	New York, 27-21	72,163
1968	<b>New York</b>	<b>Dallas, 28-10</b>	<b>62,617</b>
1969	Dallas	Dallas, 25-3	58,964
1970	Dallas	Dallas, 28-10	57,236
1970	New York	New York, 23-20	62,938
1971	Dallas	Dallas, 20-13	68,378
1971	<b>New York</b>	<b>Dallas, 42-14</b>	<b>62,815</b>
1972	<b>New York</b>	<b>Dallas, 23-14</b>	<b>62,725</b>
1972	Dallas	New York, 23-3	64,602
1973	Dallas	Dallas, 45-28	64,898
1973	N. Haven	Dallas, 23-10	70,128
1974	Dallas	New York, 14-6	46,353
1974	N. Haven	Dallas, 21-7	61,191
1975	<b>New York</b>	<b>Dallas, 13-7</b>	<b>56,511</b>
1975	Dallas	Dallas, 14-3	53,329
1976	<b>New York</b>	<b>Dallas, 24-14</b>	<b>76,042</b>
1976	Dallas	Dallas, 9-3	58,870
1977	Dallas	Dallas, 41-21	64,215
1977	<b>New York</b>	<b>Dallas, 24-10</b>	<b>74,532</b>
1978	<b>New York</b>	<b>Dallas, 34-24</b>	<b>73,265</b>
1978	Dallas	Dallas, 24-3	64,869
1979	<b>New York</b>	<b>Dallas, 16-14</b>	<b>76,490</b>
1979	Dallas	Dallas, 28-7	63,787
1980	Dallas	Dallas, 24-3	59,126
1980	New York	New York, 38-35	68,343
1981	Dallas	Dallas, 18-10	63,499
1981	New York	N.Y., 13-10 (OT)	73,009
1983	Dallas	Dallas, 28-13	62,347

Continued

*New York Giants, Cont.*

1983	<b>New York</b>	<b>Dallas, 38-20</b>	<b>76,142</b>
1984	New York	New York, 28-7	75,921
1984	Dallas	New York, 19-7	60,235
1985	<b>New York</b>	<b>Dallas, 30-29</b>	<b>74,981</b>
1985	<b>Dallas</b>	<b>Dallas, 28-21</b>	<b>62,310</b>
1986	<b>Dallas</b>	<b>Dallas, 31-28</b>	<b>59,804</b>
1986	New York	New York, 17-14	74,871
1987	<b>New York</b>	<b>Dallas, 16-14</b>	<b>73,426</b>
1987	<b>Dallas</b>	<b>Dallas, 33-24</b>	<b>55,730</b>
1988	Dallas	New York, 12-10	55,325
1988	New York	New York, 29-21	75,826
1989	Dallas	New York, 30-13	51,785
1989	New York	New York, 15-0	72,141
1990	Dallas	New York, 28-7	61,090
1990	New York	New York, 31-17	75,923
1991	<b>Dallas</b>	<b>Dallas, 21-16</b>	<b>64,010</b>
1991	New York	New York, 22-9	76,410
1992	<b>New York</b>	<b>Dallas, 34-28</b>	<b>76,430</b>
1992	<b>Dallas</b>	<b>Dallas, 30-3</b>	<b>62,416</b>
1993	<b>Dallas</b>	<b>Dallas, 31-9</b>	<b>64,735</b>
1993	<b>New York</b>	<b>Dallas, 16-13 (OT)</b>	<b>77,356</b>

1994 Nov. 7 at Dallas  
1994 Dec. 24 at New York

NEW YORK GIANTS

'93 Results (11-5)		'94 Schedule	
26	@ Chicago	20	Sept. 4 - Philadelphia
23	Tampa Bay	7	Sept. 11 - @ Arizona
20	L.A. Rams	10	Sept. 18 - Washington
14	@ Buffalo	17	Sept. 25 - Open Date
41	@ Washington	7	Oct. 2 - @ New Orleans
21	Philadelphia	10	Oct. 10 - Minnesota
6	New York Jets	10	Oct. 16 - @ L.A. Rams
9	@ Dallas	31	Oct. 23 - Pittsburgh
20	Washington	6	Oct. 30 - Detroit
7	@ Philadelphia	3	Nov. 7 - @ Dallas
19	Phoenix	17	Nov. 13 - Arizona
19	@ Miami	14	Nov. 21 - @ Houston
20	Indianapolis	6	Nov. 27 - @ Washington
24	@ New Orleans	14	Dec. 4 - @ Cleveland
6	@ Phoenix	17	Dec. 11 - Cincinnati
13	Dallas (OT)	16	Dec. 18 - @ Philadelphia
288		205	Dec. 24 - Dallas

**New York Jets**

(Dallas Leads Series, 5-1)

Year	Site	Winner-Score	Att.
1971	Dallas	Dallas, 52-10	66,689
1975	<b>New York</b>	<b>Dallas, 31-21</b>	<b>37,279</b>
1978	<b>New York</b>	<b>Dallas, 30-7</b>	<b>52,532</b>
1987	<b>New York</b>	<b>Dallas, 38-24</b>	<b>12,370</b>
1990	New York	New York, 24-9	68,086
1993	<b>New York</b>	<b>Dallas, 28-7</b>	<b>73,233</b>

**Philadelphia Eagles**

(Dallas Leads Series, 41-27)

Year	Site	Winner-Score	Att.
1960	Dallas	Phil., 27-25	18,500
1961	Dallas	Phil., 43-7	25,000
1961	Phil.	Phil., 35-13	60,127
1962	<b>Dallas</b>	<b>Dallas, 41-19</b>	<b>18,645</b>
1962	Phil.	Phil., 28-14	58,070
1963	Phil.	Phil., 24-21	60,671
1963	Dallas	Dallas, 27-20	23,694

Continued

THE HISTORY

**Philadelphia Eagles, Cont.**

1964	Dallas	Phil., 17-14	55,972
1964	Phil.	Phil., 24-14	60,671
1965	Dallas	Phil., 35-24	56,249
1965	Phil.	Dallas, 21-19	54,714
1966	Dallas	Dallas, 56-7	69,372
1966	Phil.	Phil., 24-23	60,658
1967	Phil.	Phil., 21-14	60,740
1967	Dallas	Dallas, 38-17	55,834
1968	Phil.	Dallas, 45-13	60,858
1968	Dallas	Dallas, 34-14	72,083
1969	Phil.	Dallas, 38-7	60,658
1969	Dallas	Dallas, 49-14	71,509
1970	Phil.	Dallas, 17-7	59,728
1970	Dallas	Dallas, 21-17	55,736
1971	Phil.	Dallas, 42-7	65,358
1971	Dallas	Dallas, 20-7	60,178
1972	Dallas	Dallas, 28-6	55,850
1972	Phil.	Dallas, 28-7	65,720
1973	Phil.	Phil., 30-16	65,954
1973	Dallas	Dallas, 31-10	61,985
1974	Phil.	Phil., 13-10	64,088
1974	Dallas	Dallas, 31-24	43,586
1975	Phil.	Dallas, 20-17	64,889
1975	Dallas	Dallas, 27-17	57,893
1976	Dallas	Dallas, 27-7	54,052
1976	Phil.	Dallas, 26-7	55,072
1977	Phil.	Dallas, 16-10	65,507
1977	Dallas	Dallas, 24-14	60,289
1978	Dallas	Dallas, 14-7	60,525
1978	Phil.	Dallas, 31-13	64,667
1979	Dallas	Phil., 31-21	62,417
1979	Phil.	Dallas, 24-17	71,434
1980	Phil.	Phil., 17-10	70,696
1980	Dallas	Dallas, 35-27	62,548
1981**	Phil.	Phil., 20-7	70,696
1981	Phil.	Dallas, 17-14	72,111
1981	Dallas	Dallas, 21-10	64,955
1982	Dallas	Phil., 24-20	46,199
1983	Dallas	Dallas, 37-7	63,070
1983	Phil.	Dallas, 27-20	71,236
1984	Dallas	Dallas, 23-17	64,521
1984	Phil.	Dallas, 26-10	66,322
1985	Phil.	Phil., 16-14	70,114
1985	Dallas	Dallas, 35-17	54,047
1986	Phil.	Dallas, 17-14	68,572
1986	Dallas	Phil., 23-21	46,117
1987	Dallas	Dallas, 41-22	40,622
1987	Phil.	Phil., 37-20	61,630
1988	Phil.	Phil., 24-23	66,309
1988	Dallas	Phil., 23-7	46,131
1989	Dallas	Phil., 27-0	54,444
1989	Phil.,	Phil., 20-10	59,842
1990	Dallas	Phil., 21-20	62,605
1990	Phil.,	Phil., 17-3	63,895
1991	Dallas	Phil., 24-0	62,656
1991	Phil.	Dallas, 25-13	65,854
1992	Phil.	Phil., 31-7	66,572
1992	Dallas	Dallas, 20-10	65,012
1992*	Dallas	Dallas, 34-10	63,721
1993	Phil.	Dallas, 23-10	61,912

**Philadelphia Eagles, Cont.**

1993	Dallas	Dallas, 23-17	64,521
1994	Oct. 16	at Dallas	
1994	Dec. 4	at Philadelphia	
* NFC Divisional Playoffs			
** NFC Championship Game			

**PHILADELPHIA EAGLES**

'93 Results (8-8)		'94 Schedule	
23	Phoenix	17	Sept. 4 - @ N.Y. Giants
20	@ Green Bay	17	Sept. 12 - Chicago
34	Washington	31	Sept. 18 - Green Bay
35	@ New York Jets	30	Sept. 25 - Open Date
6	Chicago	17	Oct. 2 - @ San Francisco
10	@ N.Y. Giants	21	Oct. 9 - Washington
10	Dallas	23	Oct. 16 - @ Dallas
3	@ Phoenix	16	Oct. 24 - Houston
14	Miami	19	Oct. 30 - @ Washington
3	N.Y. Giants	7	Nov. 6 - Arizona
17	@ Washington	14	Nov. 13 - Cleveland
17	@ Dallas	23	Nov. 20 - @ Arizona
7	Buffalo	10	Nov. 27 - @ Atlanta
20	@ Indianapolis	10	Dec. 4 - Dallas
37	New Orleans	26	Dec. 11 - @ Pittsburgh
37	@ San Fran. (OT)	34	Dec. 18 - N.Y. Giants
293		315	Dec. 24 - @ Cincinnati

**Pittsburgh Steelers**  
(Pittsburgh Leads Series, 13-12)

Year	Site	Winner-Score	Att.
1960	Dallas	Pitts., 35-28	30,000
1961	Dallas	Dallas, 27-24	23,500
1961	Pitts.	Pitts., 37-7	17,519
1962	Dallas	Pitts., 30-28	19,478
1962	Pitts.	Dallas, 42-27	23,106
1963	Pitts.	Pitts., 27-21	19,047
1963	Dallas	Pitts., 24-19	24,136
1964	Pitts.	Pitts., 23-17	35,594
1964	Dallas	Dallas, 17-14	35,271
1965	Pitts.	Pitts., 22-13	37,804
1965	Dallas	Dallas, 24-17	57,293
1966	Dallas	Dallas, 52-21	58,453
1966	Pitts.	Dallas, 20-7	42,185
1967	Pitts.	Dallas, 24-21	39,641
1968	Dallas	Dallas, 28-7	55,069
1969	Pitts.	Dallas, 10-7	24,990
1972	Dallas	Dallas, 17-13	65,682
1975*	Miami	Pitts., 21-17	80,187
1977	Pitts.	Pitts., 28-13	49,761
1978**	Miami	Pitts., 35-31	78,656
1979	Pitts.	Pitts., 14-3	50,199
1982	Dallas	Pitts., 36-28	63,431
1985	Dallas	Dallas, 27-13	62,932
1988	Pitts.	Pitts., 24-21	56,813
1991	Dallas	Dallas, 20-10	62,253

1994 Sept. 4 at Pittsburgh

\* Super Bowl X, Jan. 18, 1976

\*\* Super Bowl XIII, Jan. 21, 1979

Continued

Continued

## Pittsburgh Steelers, Cont.

PITTSBURGH STEELERS			
'93 Results (9-7)		'94 Schedule	
13	San Francisco	24	Sept. 4 - Dallas
0	@ L.A. Rams	27	Sept. 11 - @ Cleveland
34	Cincinnati	7	Sept. 18 - Indianapolis
45	@ Atlanta	17	Sept. 25 - @ Seattle
16	San Diego	3	Oct. 3 - Houston
37	New Orleans	14	Oct. 9 - Open Date
23	@ Cleveland	28	Oct. 16 - Cincinnati
24	@ Cincinnati	16	Oct. 23 - @ N.Y. Giants
23	Buffalo	0	Oct. 30 - @ Arizona
13	@ Denver	37	Nov. 6 - @ Houston
3	@ Houston	23	Nov. 14 - Buffalo
17	New England	14	Nov. 20 - Miami
21	@ Miami	20	Nov. 27 - @ L.A. Raiders
17	Houston	26	Dec. 4 - @ Cincinnati
6	@ Seattle	16	Dec. 11 - Philadelphia
16	Cleveland	9	Dec. 18 - Cleveland
308		281	Dec. 24 - @ San Diego

### San Diego Chargers

(Dallas Leads Series, 4-1)

Year	Site	Winner-Score	Att.
1972	San Diego	Dallas, 34-28	54,476
1980	Dallas	Dallas, 42-31	60,639
1983	San Diego	San Diego, 24-23	46,192
1986	San Diego	Dallas, 24-21	55,622
1990	Dallas	Dallas, 17-14	48,063

### San Francisco 49ers

(Dallas Leads Series, 11-10-1)

Year	Site	Winner-Score	Att.
1960	Dallas	San Fran., 26-14	10,000
1963	San Fran.	San Fran., 31-24	29,563
1965	Dallas	Dallas, 39-31	33,677
1967	San Fran.	San Fran., 24-16	27,182
1969	Dallas	Tie, 24-24	62,348
1970**	San Fran.	Dallas, 17-10	59,625
1971**	Dallas	Dallas, 14-3	66,311
1972	Dallas	San Fran., 31-10	65,124
1972*	San Fran.	Dallas, 30-28	61,214
1974	Dallas	Dallas, 20-14	50,018
1977	San Fran.	Dallas, 42-35	55,848
1979	San Fran.	Dallas, 21-13	56,728
1980	Dallas	Dallas, 59-14	63,399
1981	San Fran.	San Fran., 45-14	57,574
1981**	San Fran.	San Fran., 28-27	60-525
1983	San Fran.	San Fran., 42-17	59,957
1985	San Fran.	San Fran., 31-16	60,114
1989	Dallas	San Fran., 31-14	61,077
1990	Dallas	San Fran., 24-6	62,966
1992**	San Fran.	Dallas, 30-20	64,920
1993	Dallas	Dallas, 26-17	65,099
1993**	Dallas	Dallas, 38-21	64,902

1994 Nov. 13 at San Francisco

\*\* NFC Divisional Playoff Game

\*\* NFC Championship Game

## San Francisco 49ers, Cont.

SAN FRANCISCO 49ERS			
'93 Results (10-6)		'94 Schedule	
24	@ Pittsburgh	13	Sept. 5 - L.A. Raiders
13	@ Cleveland	23	Sept. 11 - @ Kansas City
37	Atlanta	30	Sept. 18 - @ L.A. Rams
13	@ New Orleans	16	Sept. 25 - New Orleans
38	Minnesota	19	Oct. 2 - Philadelphia
17	@ Dallas	26	Oct. 9 - @ Detroit
28	Phoenix	14	Oct. 16 - @ Atlanta
40	L.A. Rams	17	Oct. 23 - Tampa Bay
45	@ Tampa Bay	21	Oct. 30 - Open Date
42	New Orleans	7	Nov. 6 - @ Washington
35	@ L.A. Rams	10	Nov. 13 - Dallas
21	Cincinnati	8	Nov. 20 - L.A. Rams
24	@ Atlanta	27	Nov. 28 - @ New Orleans
55	@ Detroit	17	Dec. 4 - Atlanta
7	Houston	10	Dec. 11 - @ San Diego
34	Philadelphia (OT)	37	Dec. 17 - Denver
473		295	Dec. 26 - @ Minnesota

### Seattle Seahawks

(Dallas Leads Series, 4-1)

Year	Site	Winner-Score	Att.
1976	Seattle	Dallas, 28-13	62,027
1980	Dallas	Dallas, 51-7	57,540
1983	Seattle	Dallas, 35-10	63,352
1986	Dallas	Seattle, 31-14	58,023
1992	Dallas	Dallas, 27-0	62,311

### Tampa Bay Buccaneers

(Dallas Leads Series, 8-0)

Year	Site	Winner-Score	Att.
1977	Dallas	Dallas, 23-7	55,316
1980	Dallas	Dallas, 28-17	62,750
1981*	Dallas	Dallas, 38-0	64,848
1982	Dallas	Dallas, 14-9	49,578
1982**	Dallas	Dallas, 30-17	65,042
1983	Dallas	Dallas, 27-24 (OT)	63,308
1990	Dallas	Dallas, 14-10	60,076
1990	Tampa	Dallas, 17-13	68,315

\* NFC Divisional Playoff

\*\* Super Bowl Tournament

### Washington Redskins

(Dallas Leads Series, 37-29-2)

Year	Site	Winner-Score	Att.
1960	Wash.	Wash., 26-14	21,142
1961	Dallas	Tie, 28-28	17,500
1961	Wash.	Wash., 34-24	21,451
1962	Dallas	Tie, 35-35	15,730
1962	Wash.	Dallas, 38-10	49,888
1963	Wash.	Wash., 21-17	40,101
1963	Dallas	Dallas, 35-20	18,838
1964	Dallas	Dallas, 24-18	25,158
1964	Wash.	Wash., 28-16	49,219
1965	Dallas	Dallas, 27-7	61,577
1965	Wash.	Wash., 34-31	50,205
1966	Wash.	Dallas, 31-30	50,927
1966	Dallas	Wash., 34-31	64,198
1967	Wash.	Dallas, 17-14	50,566
1967	Dallas	Wash., 27-20	75,538

Continued

Continued

THE HISTORY

Washington Redskins, Cont.

1968	Dallas	Dallas, 29-20	66,076
1968	Wash.	Dallas, 44-24	50,816
1969	Wash.	Dallas, 41-28	50,474
1969	Dallas	Dallas, 20-10	56,924
1970	Wash.	Dallas, 45-21	50,415
1970	Dallas	Dallas, 34-0	57,936
1971	Dallas	Wash., 20-16	72,000
1971	Wash.	Dallas, 13-0	53,041
1972	Wash.	Wash., 24-20	53,039
1972	Dallas	Dallas, 34-24	65,136
1972*	Wash.	Wash., 26-3	53,129
1973	Wash.	Wash., 14-7	54,314
1973	Dallas	Dallas, 27-7	64,458
1974	Wash.	Wash., 28-21	54,395
1974	Dallas	Dallas, 24-23	63,243
1975	Wash.	Wash., 30-24 (OT)	55,004
1975	Dallas	Dallas, 31-10	61,091
1976	Wash.	Dallas, 20-7	55,004
1976	Dallas	Wash., 27-14	59,916
1977	Dallas	Dallas, 34-16	62,115
1977	Wash.	Dallas, 14-7	55,031
1978	Wash.	Wash., 9-5	55,031
1978	Dallas	Dallas, 37-10	64,905
1979	Wash.	Wash., 34-20	55,031
1979	Dallas	Dallas, 35-34	62,867
1980	Wash.	Dallas, 17-3	55,045
1980	Dallas	Dallas, 14-10	58,809
1981	Wash.	Dallas, 26-10	55,045
1981	Dallas	Dallas, 24-10	64,583
1982	Wash.	Dallas, 24-10	54,633
1982*	Wash.	Wash., 31-17	55,045
1983	Wash.	Dallas, 31-30	55,045
1983	Dallas	Wash., 31-10	65,074
1984	Wash.	Wash., 34-14	55,431
1984	Dallas	Wash., 30-28	64,286
1985	Dallas	Dallas, 44-14	62,292
1985	Wash.	Dallas, 13-7	55,750

Washington Redskins, Cont.

1986	Dallas	Dallas, 30-6	63,264
1986	Wash.	Wash., 41-14	55,642
1987	Dallas	Wash., 13-7	60,415
1987	Wash.	Wash., 24-20	54,882
1988	Dallas	Wash., 35-17	63,235
1988	Wash.	Dallas, 24-17	51,526
1989	Dallas	Wash., 30-7	63,200
1989	Wash.	Dallas, 13-3	53,187
1990	Wash.	Wash., 19-15	53,804
1990	Dallas	Dallas, 27-17	60,355
1991	Dallas	Wash., 33-31	63,025
1991	Wash.	Dallas, 24-21	55,561
1992	Dallas	Dallas, 23-10	63,538
1992	Wash.	Wash., 20-17	56,437
1993	Wash.	Wash., 35-16	53,345
1993	Dallas	Dallas, 38-3	64,497

1994 Oct. 2 at Washington

1994 Nov. 20 at Dallas

\* NFC Championship Game

WASHINGTON REDSKINS


'93 Results (4-12)		'94 Schedule	
35	Dallas	16	Sept. 4 - Seattle
10	Phoenix	17	Sept. 11 - @ New Orleans
31	@ Philadelphia	34	Sept. 18 - @ N.Y. Giants
10	@ Miami	17	Sept. 25 - Atlanta
7	N.Y. Giants	41	Oct. 2 - Dallas
6	@ Phoenix	36	Oct. 9 - @ Philadelphia
10	@ Buffalo	24	Oct. 16 - Arizona
30	Indianapolis	24	Oct. 23 - @ Indianapolis
6	@ N.Y. Giants	20	Oct. 30 - Philadelphia
6	@ L.A. Rams	10	Nov. 6 - San Francisco
14	Philadelphia	17	Nov. 13 - Open Date
23	@ Tampa Bay	17	Nov. 20 - @ Dallas
0	New York Jets	3	Nov. 27 - N.Y. Giants
30	Atlanta	17	Dec. 4 - @ Tampa Bay
3	@ Dallas	38	Dec. 11 - @ Arizona
9	Minnesota	14	Dec. 18 - Tampa Bay
230		345	Dec. 24 - @ L.A. Rams

Continued



## Ring of Honor

The Cowboys honor former players and coaches who made outstanding contributions to the club by inducting them into the Ring of Honor at Texas Stadium. Their names and the years played are prominently displayed in silver on the wall above the Cowboys' bench at Texas Stadium. Members of the Cowboys' Ring of Honor:



**CHUCK HOWLEY**

**CHUCK HOWLEY**, linebacker, 1961-72. When Chuck Howley retired in 1973, Tom Landry said "I don't know that I've seen anybody better at linebacker than Howley." A six-time All-Pro, Howley was the most valuable player in Super Bowl V. The Cowboys traded for Howley, who was drafted by Chicago in 1958. He was All-America center at West Virginia. A six-time Pro Bowl selection, Howley was added to the Ring of Honor in 1977.




**LEE ROY JORDAN**

**LEE ROY JORDAN**, linebacker, 1963-76. The inspirational leader of the Cowboys' first championship teams was Lee Roy Jordan. The Cowboys' first-round draft choice in 1963 following an All-America career at Alabama, Jordan anchored the "Doomsday Defense" from his middle linebacker position for 14 years. He was named to the Pro Bowl five times and All-Pro twice. Lee Roy was inducted into the Ring of Honor in 1989.




**TOM LANDRY**

**TOM LANDRY**, Head Coach, 1960-88. The first head coach of the Cowboys, Tom Landry led Dallas to two Super Bowl wins and five NFC titles in his 29 years at the Cowboys helm. He compiled a career record of 270-178-6, the third most wins in NFL history, and was elected to the Pro Football Hall of Fame in 1990. Tom Landry was inducted into the Ring of Honor in 1993.



BOB LILLY

**BOB LILLY**, defensive tackle, 1961-74. Nicknamed "Mr. Cowboy," Bob Lilly was the franchise's first draft choice in 1961, the first name in the Ring of Honor in 1975 and its first inductee into the Pro Football Hall of Fame in 1980. A seven-time All-Pro, Lilly was named to a club-record 11 Pro Bowls. He was a two-time All-SWC pick and an All-America at Texas Christian University before being drafted by Dallas.



DON MEREDITH

**DON MEREDITH**, quarterback, 1960-68. Don Meredith led the Cowboys to their first winning season and their first NFL Championship Game in 1966. Signed by Clint Murchison, Jr., before Dallas was granted its NFL franchise, "Dandy Don" played in two Pro Bowls and was named NFL Player of the Year in 1966. A two-time All-America at SMU, Don's name was added to the Cowboys' Ring of Honor in 1976.



DON PERKINS

**DON PERKINS**, running back, 1961-68. Don Perkins was the first Cowboys player to rush for more than 6,000 yards. A six-time Pro Bowl selection, Perkins finished among the top ten NFL rushers in each of his eight seasons. He was named NFL Rookie of the Year in 1961 and All-Pro in 1962. Perkins was signed before Dallas was granted its NFL franchise. A three-time All-Skyline pick at New Mexico, he was inducted into the Ring of Honor in 1976.



MEL RENFRO

**MEL RENFRO**, defensive back, 1964-77. Mel Renfro was named to the Pro Bowl his first ten seasons in the NFL. He is the club's all-time interceptor with 52 and kickoff returner with a 26.4-yard career average. Renfro was drafted in the second round in 1964 after a career as an All-America half-back and world class sprinter at Oregon. A five-time All-Pro, Renfro was inducted into the Ring of Honor in 1981.





ROGER STAUBACH

**ROGER STAUBACH**, quarterback, 1969-79. Roger Staubach led the Cowboys to six NFC Championship Games, four Super Bowls and two Super Bowl titles. A great clutch performer, Staubach led Dallas to comeback victories 23 times, 14 in the last two minutes or overtime. A five-time Pro Bowler, he was drafted by Dallas in 1964 after winning the Heisman Trophy and Maxwell Award at the Naval Academy. Inducted into the Ring of Honor in 1983, Roger was elected to the Pro Football Hall of Fame in 1985.

## COWBOYS IN THE HALL OF FAME

Six members of the Pro Football Hall of Fame in Canton, Ohio, have been elected based on their accomplishments with the Cowboys—Bob Lilly in 1980, Roger Staubach in 1985, Tom Landry in 1990, Tex Schramm in 1991 and Tony Dorsett and Randy White in 1994.



Bob Lilly

Lilly, the first college player ever drafted by the Cowboys, was selected to play in the Pro Bowl 11 times while playing for Dallas from 1961 to 1974. Lilly came to the Cowboys after a collegiate career at Texas Christian University.

Staubach, known as "Captain Comeback" to Dallas fans, quarterbacked the Cowboys to four NFC Championships and victories in Super Bowl VI and XII. Staubach, a native of Cincinnati and a graduate of the U.S. Naval Academy, played for Dallas from 1969 to 1979.

Tom Landry compiled an overall record of 270-178-6 with two World Championships as the head coach of the Cowboys from 1960 to 1988. Landry helped build the Cowboys into "America's Team" along with Tex Schramm who served as the team's president and general manager from 1960 to 1989.

Dorsett, the Cowboys all-time leading rusher, stands third all-time on the NFL's career rushing list with 12,739 yards. Dorsett, the 1976 Heisman Trophy winner from the University of Pittsburgh, played with Dallas from 1977 to 1987.

White, a nine-time Pro Bowler during his 14 year career with Dallas, was co-MVP of Super Bowl XII in the Cowboys 27-10 win over Denver. White joined the Cowboys as a first-round draft choice in 1975 and played for Dallas from 1975 to 1988.




Tex Schramm



Roger Staubach



Tony Dorsett



Tom Landry



Randy White

## Historical Highlights

### 1960

**NFL FRANCHISE** — Clint Murchison, Jr., and Bedford Wynne were awarded an expansion franchise in the NFL at the annual league meeting in Miami Beach, Fla. The Cowboys were to play as a "swing" team, playing every other team one time during the first season, although listed in the Western Conference standings (January 28).

**COWBOYS STOCKED** — A player pool was set up in the league meeting in Los Angeles, with each of 12 NFL teams freezing 25 names on its roster and the Cowboys allowed to pick three from each team for a total of 36 veterans. Dallas, once given the list, had to select its 36 players within 24 hours (March 13).

**TRAINING STARTS** — Rookies report to first Cowboys camp at Pacific University in Forest Grove, Oregon (July 9).

**FIRST PRE-SEASON GAME** — The Cowboys, less than six months in existence, get their first test and drop a 16-10 pre-season game to San Francisco in Seattle (August 6).

**FIRST HOME GAME** — In their Dallas debut, in the Salesmanship Club preseason game, the Cowboys led the world champion Baltimore Colts into the final minute before a 62-yard pass from Johnny Unitas to Lenny Moore gave the Colts a 14-10 victory (August 19).

**FIRST VICTORY** — In a preseason game at Louisville, KY, the Cowboys beat New York's Giants, 14-3, with Frank Clarke catching touchdown passes for 73 yards (Eddie LeBaron) and 74 yards (Don Meredith) (August 27).

**FIRST LEAGUE GAME** — In their first league game, Dallas fell to Pittsburgh, 35-28, with Bobby Layne leading a fourth-period Steeler rally (Sept. 24, Saturday night).

**STREAK SNAPPED** — Dallas snaps a 10-game loss streak by tying New York, 31-31, at Yankee Stadium (Dec. 4).

### 1961

**TRAINING STARTS** — Rookies launch training at new campsite — St. Olaf College in Northfield, Minn. (July 9).

**FIRST LEAGUE WIN** — Scoring ten points in the final 56 seconds, the Cowboys score their first NFL victory, 27-24, over Pittsburgh in the '61 league opener in the Cotton Bowl. Allen Green's 27-yard field goal on the game's final play won it before 23,500 (Sept. 17).

### 1962

**TRAINING STARTS** — Team begins training at new campsite — Northern Michigan College in Marquette, Mich. (July 13).

**PENALTY HISTORY** — For the first time in anyone's memory in an NFL game, points were awarded for a penalty. The Cowboys were detected holding in the end zone on a 99-yd. TD pass from LeBaron to Clarke, and Pittsburgh was awarded a safety. The Steelers eventually won, 30-28 (Sept. 23).

**100-YARD FIRSTS** — Cowboys' Amos Marsh returned a kickoff 101 yards and Mike Gaechter returned a pass interception 100 yards, both plays for fourth-quarter TDs in a 41-19 win over Philadelphia in Dallas. It was the first time in NFL history that two 100-yard runs had been made in the same game, much less by the same team in the same quarter (Oct. 14).

### 1963

**SHIFT TO KANSAS CITY** — The rival Dallas Texans of the AFL announce they are moving the franchise to Kansas City (Feb. 8).

**CALIFORNIA TRAINING SITE** — The Cowboys open training at California Lutheran College in Thousand Oaks, Calif. (July 12).

**HOWTON SETS RECORD** — Bill Howton broke Don Hutson's all-time receiving mark with a 14-yard catch against Washington (there). Hutson's record was 7,991 yards and the catch gave Howton an even 8,000 yards (Sept. 29).

**1964**

**LANDRY CONTRACT** — With one year to go on his original contract, Tom Landry is signed to a ten-year extension, in effect giving him an 11-year pact, possibly the longest in major pro sports history (Feb. 5).

**1965**

**FIRST SELLOUT** — An overflow crowd of 76,251 jams the Cotton Bowl for the Cleveland game, notching the team's first home sellout. Cleveland won, 24-17 (Nov. 21).

**1966**

**PLAYOFF BOWL** — After defeating New York, 38-20, in the season finale (and winning five of their last seven games) to get into the Playoff Bowl at Miami, the Cowboys fall to Baltimore, 35-3 (Jan. 15).

**MERGER** — Peace comes to pro football with Cowboys GM Tex Schramm completing two months of negotiations with AFL's Lamar Hunt, merging the two leagues under the NFL banner (June 8).

**SCHRAMM ELEVATED** — Texas E. Schramm, Vice-President and General Manager of the Cowboys from the beginning, was named President of the club by owner Clint Murchison, Jr., who retained the title of Chairman of the Board.

**NEELY CASE SOLVED** — Dallas and Houston reached agreement in the Ralph Neely case. Neely remained with Dallas with Houston receiving the Cowboys Nos. 1, 2 and two fifth round picks in the 1967 draft (Nov. 17).

**THE CHAMPIONSHIP** — The Cowboys won their first championship, capturing the Eastern Conference title with a 10-3-1 record, but lost the NFL Championship Game to Green Bay, 34-27.

**1967**

**TEXAS STADIUM** — On Dec. 23, owner Clint Murchison, Jr., formally announced plans to build Texas Stadium in suburban Irving. The stadium, to be financed through a bond-option plan, would be ready for the 1970 season. The stadium would seat a minimum of 58,000.

**SECOND CHAMPIONSHIP** — Under the NFL's new format, the Cowboys easily won the Capitol Division and defeated Cleveland, Century Division winner, 52-14, in the Cotton Bowl for the Eastern conference championship. However, on Dec. 31 in Green Bay, the Cowboys lost their second bid for an NFL title, falling to the Packers, 21-17, in the 13 degree below weather.

**1968**

**WIN CAPITOL** — For the second straight year the Cowboys won the Capitol Division, but for the first time in three years the Cowboys did not win the Eastern Championship, being upset at Cleveland, 31-20, on December 21. Dallas won the Runner-Up Bowl over Minnesota, 17-13.

**1969**

**TEXAS STADIUM** — Ground was broken for Texas Stadium in suburban Irving on January 25, and on June 29 Bert Rose was named general manager of the stadium.

**ORIGINALS RETIRE** — An era ended for the Cowboys in July. On July 5th at a press conference in Dallas, quarterback Don Meredith, the last of the original Cowboys, announced

his retirement. Then, on July 18th, the day the veterans were to report to training camp, all-time rushing great Don Perkins officially retired.

**REPEAT CAPITOL WINS** — Once again the Cowboys rolled to the Capitol Division Championship with an 11-2-1 season. However, the Cowboys failed to win the Eastern Championship when on Dec. 28, the Cowboys lost to Cleveland, 38-14, in the Cotton Bowl.

## 1970

**FIVE STRAIGHT PLAYOFFS** — The Cowboys won their last five games to finish 10-4, claim the Eastern Division championship and make the playoffs for the fifth year in a row. They defeated Detroit, 5-0, in the opening round to get a shot at the National Conference championship.

**FIRST NFC TITLE** — The Cowboys captured the biggest prize of their 11-year history on Jan. 3 when they downed San Francisco, 17-10, for the NFC crown. A 16-13 loss to Baltimore in the Super Bowl Jan. 17 left Dallas with one major goal still unrealized.

## 1971

**TEXAS STADIUM** — The Cowboys opened a new era in their sparkling Irving, Tex., home with a 44-21 victory over the New England Patriots on October 24. Duane Thomas scored the first touchdown in the new stadium, a 56-yard run just two minutes and 16 seconds after the opening kickoff. Attendance was 65,708.

**SIX STRAIGHT PLAYOFFS** — The Cowboys won their last seven games to finish 11-3, claim the Eastern Division championship and make the playoffs for the sixth year in a row. They defeated Minnesota, 20-12, in the opening round.

**SECOND NFC TITLE** — For the second consecutive year, the Cowboys met the San Francisco 49ers in the National Conference showdown. This time Dallas won 14-13, to qualify for its second straight Super Bowl.

**FIRST WORLD CHAMPIONSHIP** — The Cowboys downed the Miami Dolphins, 24-3, to win Super Bowl VI in New Orleans on Jan. 16. It was the 10th victory in a row for Dallas as Roger Staubach passed for two touchdowns and was named the game's Most Valuable Player.

## 1972

**FIRST 1,000-YARD BACK** — Calvin Hill became the first Dallas player to rush for 1,000 yards when he gained 111 on Dec. 9 against the Washington Redskins in Texas Stadium. Hill wound up with 1,036 yards for the season on a record 245 carries.

**SEVEN STRAIGHT PLAYOFFS** — The Cowboys qualified for the NFL playoffs a record seventh consecutive year, their 10-4 record earning them the National Conference Wild Card berth. Roger Staubach passed for two touchdowns in the last 1½ minutes to give the Cowboys a 30-28 victory at San Francisco in the first round. Then, at Washington on New Year's Eve, Dallas was foiled in its bid for a third straight NFL title with the Redskins win, 16-3.

## 1973

**100 VICTORIES** — The Cowboys and Coach Tom Landry recorded their 100th victory with a 40-3 Texas Stadium win over the New Orleans Saints on Sept. 24. Landry ended the season with a career mark of 108-80-6 to rank ninth on the list of the NFL's all-time winningest coaches.

**EIGHT STRAIGHT PLAYOFFS** — The Cowboys regained the NFC Eastern Division title with a 10-4 record and broke their own NFL record by reaching the playoffs for the eighth year in a row. Dallas defeated the Western Division champion Los Angeles Rams in the first round, 27-16, but fell to Central Division winner Minnesota in the NFC Championship Game, 27-10.

## 1974

**FIRST TOP DRAFT CHOICE** — For the first time in their history, the Cowboys had the very first choice in the NFL Draft. The No. 1 pick came to Dallas from Houston in exchange for Tody Smith and Billy Parks. The Cowboys selected Ed "Too Tall" Jones, a 6-9, 260-pound defensive end from Tennessee State.

**PLAYOFFS MISSED** — The Cowboys' record breaking string of eight straight years in the NFL playoffs was broken when the club's 8-6 record failed to qualify.

## 1975

**LILLY HONORED** — "Mr. Cowboy" was honored on Bob Lilly Day at Texas Stadium at halftime of the Philadelphia game on Nov. 23. It was first such recognition ever given to a Dallas player. Lilly never missed a game in 14 years with the Cowboys, earning All-Pro honors seven times at defensive tackle before retiring prior to the '75 season.

**TEN STRAIGHT WINNING SEASONS** — The Cowboys' 10-4 record earned them the NFC Wild Card berth in the playoffs. The composite record over 10 straight winning seasons was 101-37-2.

**THIRD NFC TITLE** — After shocking Minnesota in the first round, 17-14 on Roger Staubach's 50-yard "Hail Mary" pass to Drew Pearson, the Cowboys traveled to Los Angeles for the NFC showdown. Staubach threw four touchdown passes, three to Preston Pearson, and Dallas won, 37-7. Pittsburgh won Super Bowl X on Jan. 18 in Miami, 21-17.

## 1976

**MEREDITH, PERKINS HONORED** — Former Cowboys greats Don Meredith and Don Perkins joined Bob Lilly in the Ring of Honor at Texas Stadium during halftime ceremonies at the New York Giants game on Nov. 7.

**ELEVEN STRAIGHT WINNING SEASONS** — The Cowboys won the NFC Eastern Division title with their 11-3 record, giving them their 11th straight winning season and 10th playoff berth in that period. A 14-12 first round loss to Los Angeles — the first time Dallas had lost in the first round under the current playoff setup — ended the season.

## 1977

**HOWLEY HONORED** — Former All-Pro linebacker Chuck Howley, a Cowboy from 1961 through 1973, became the fourth member of the Ring of Honor. Howley was honored during ceremonies at halftime of the Detroit Lions game on Oct. 30.

**TWELVE STRAIGHT WINNING SEASONS** — Getting off to an 8-0 start, their best ever, the Cowboys rolled to a 12-2 record, the championship of the NFC East, and their 12th consecutive winning season. They opened their 11th visit to the playoffs in those 12 years with a 37-7 first-round victory over the Chicago Bears at Texas Stadium.

**FOURTH NFC TITLE** — Dallas crushed the Minnesota Vikings at Texas Stadium, 23-6, for National Conference crown No. 4 and the right to meet the Denver Broncos in Super Bowl XII.

**SECOND WORLD CHAMPIONSHIP** — The Cowboys stopped the Denver Broncos, 27-10, to win Super Bowl XII in New Orleans on January 15, 1978. In the process, Dallas tied Minnesota for most Super Bowl appearances (four) and Green Bay, Miami and Pittsburgh for most Super Bowl victories (two). Defensive linemen Harvey Martin and Randy White were named co-Most Valuable Players in the game.

## 1978

**THIRTEEN STRAIGHT WINNING SEASONS** — After a mediocre 6-4 start, the Cowboys won six straight games to finish the expanded regular season with a 12-4 record and their 10th division crown. It marked the Cowboys' 13th consecutive winning season and 12th trip to the playoffs in that span. Dallas rallied to beat Atlanta 27-20 in a divisional playoff at Texas

Stadium, sending the Cowboys to their seventh NFC championship game in the past nine years.

**FIFTH NFC TITLE** — Dallas shut out the Rams in Los Angeles 28-0 in the National Conference title game to advance to the Super Bowl a record fifth time, including three of the last four. In the first Super Bowl rematch, Pittsburgh edged the Cowboys 35-31 for the NFL championship on Jan. 21 in Miami's Orange Bowl.

**1979**

**TWENTIETH ANNIVERSARY** — The Cowboys celebrated their 20th anniversary season at halftime of the St. Louis Cardinals game at Texas Stadium on Oct. 21. Stars from each of those 20 seasons plus Coach Tom Landry were introduced during the halftime ceremonies.

**FOURTH STRAIGHT NFC EAST TITLE** — Rallying from a mid-season slump the Cowboys won their final three games to finish with an 11-5 record, their 11th division championship, including the past four NFC East titles, and 14th consecutive winning season. The Cowboys made their 13th trip to the playoffs in those 14 years, but were eliminated by Los Angeles 21-19 in a divisional playoff at Texas Stadium.

**1980**

**STAUBACH RETIRES** — At a press conference at Texas Stadium on March 31, quarterback Roger Staubach announced his retirement after 11 record-breaking years with the Cowboys. Staubach held all major Cowboys' passing records and was the all-time leading NFL passer.

**LILLY ENTERS HALL OF FAME** — Bob Lilly, a seven-time All-Pro defensive tackle in his 14-year career with the Cowboys from 1961-74, became the first Cowboys' player to be inducted into the Pro Football Hall of Fame. Enshrined along with Lilly on Aug. 2 at Canton, Ohio, were Herb Adderley, who played for the Cowboys from 1970-71, Jim Otto and Deacon Jones.

**FIFTEEN STRAIGHT WINNING SEASONS** — Behind new starting quarterback Danny White, the Cowboys rolled to their 15th consecutive winning season with a surprising 12-4 record, tied for best in the league with Philadelphia and Atlanta. The Cowboys lost the NFC East title to Philadelphia on a tie-breaker, but entered the playoffs for the 14th time in 15 years, this time as a wild card team. The Cowboys beat Los Angeles 34-13 at Texas Stadium in the NFC Wild Card Game and rallied past the Falcons at Atlanta 30-27 to advance to the NFC Championship Game at Philadelphia. But the Cowboys lost 20-7 in their bid for a sixth Super Bowl appearance.

**LANDRY'S 200th VICTORY** — Tom Landry joined George Halas and Curly Lambeau as the only coaches with 200 NFL victories when the Cowboys beat Los Angeles 34-13 on Dec. 28 at Texas Stadium in the NFC Wild Card Game, raising Landry's record to 200-119-6, counting regular season and playoff games.

**1981**

**RENFRO HONORED** — Former All-Pro defensive back Mel Renfro, the Cowboys' all-time leading pass interceptor, became the fifth member of the Cowboys' Ring of Honor. Renfro, who played for Dallas from 1964 through 1977, was honored during halftime ceremonies of the Cowboys-Miami Dolphins game at Texas Stadium Oct. 25.

**TWELFTH DIVISION CHAMPIONSHIP** — The Cowboys regained the NFC Eastern Division Championship, their 12th division title since 1966, with a 12-4 record and tied Oakland's NFL mark of 16 consecutive winning seasons. Entering the playoffs for the 15th time in that span, the Cowboys advanced to the NFC Championship Game for the ninth time in 12 years by routing Tampa Bay 38-0 at Texas Stadium. But for the second year in a row Dallas lost the conference title game. San Francisco scored a last-minute touchdown at Candlestick Park to edge the Cowboys 28-27 for a berth in Super Bowl XVI.

**1982**

**200TH REGULAR-SEASON VICTORY** — The Cowboys beat Washington 24-10 at RFK

Stadium on Dec. 5 for the club's and Coach Tom Landry's 200th regular season victory.

**SEVENTEEN STRAIGHT WINNING SEASONS** — The Cowboys finished the strike-shortened regular season with a 6-3 record to establish an NFL record of 17 consecutive winning seasons. Entering the playoffs for a record-tying eighth straight year and for the 16th time in 17 years, the Cowboys beat Tampa Bay 30-17 and Green Bay 37-26, both at Texas Stadium, to advance to the NFC Championship Game for the third year in a row. But again the Cowboys come up short, losing 31-17 at Washington.

### 1983

**STAUBACH HONORED** — Former quarterback Roger Staubach, who led the Cowboys to four Super Bowls, became the sixth member of the Ring of Honor during halftime ceremonies of the Cowboys-Tampa Bay game on Oct. 9.

**NEW HEADQUARTERS** — Ground was broken on Nov. 29 for the Cowboys' new headquarters and training facility at The Valley Ranch in northwest Dallas County.

**EIGHTEEN STRAIGHT WINNING SEASONS** — The Cowboys extended their NFL record to 18 consecutive winning seasons with a 12-4 finish. The club also set a league record with its ninth straight playoff appearance, qualifying as a wild card entry. The Los Angeles Rams eliminated the Cowboys from the playoffs, however, with a 24-17 upset victory at Texas Stadium in the NFC Wild Card Game on Dec. 26.

### 1984

**SILVER SEASON** — The Cowboys kicked off their 25th anniversary with a news conference at Texas Stadium on Jan. 27. Club President Tex Schramm announced the Cowboys would celebrate their 25th anniversary during 1984 under the theme "Silver Season."

**OWNERSHIP CHANGES HANDS** — The sale of the Cowboys from the Murchison family to an 11-member limited partnership headed by Dallas businessman H.R. "Bum" Bright was approved by NFL owners on March 19 at the league's annual meeting in Honolulu. The sale was completed on May 18.

**COWBOYS CENTER** — The Cowboys and Triland International announced plans on March 27 for Cowboys Center, an innovative joint venture that will develop business opportunities in a conference center, Cowboys ShowPlace, athletic club, sports arena, office park, housing, and retail and restaurant outlets on 200 acres at The Valley Ranch, adjacent to the Cowboys' new headquarters.

**NINETEEN STRAIGHT WINNING SEASONS** — The Cowboys defeated the Eagles 26-10 in Philadelphia to extend their NFL record to 19 consecutive winning seasons. The Cowboys finished 9-7 and missed the playoffs for the first time in 10 years and only the second time in 19 years.

### 1985

**STAUBACH ENTERS HALL OF FAME** — Roger Staubach, the master of the comeback victory during his 11-year career as a Cowboys quarterback, was inducted into the Pro Football Hall of Fame in his first year of eligibility. Enshrined with Staubach on Aug. 3 at Canton, Ohio, were Pete Rozelle, Joe Namath, O.J. Simpson and Frank Gatski. Staubach joined Bob Lilly as the only players who spent their entire career with the Cowboys to be elected to the Hall of Fame.

**TEXAS STADIUM IMPROVEMENTS** — Texas Stadium unveiled a new look when the Cowboys opened their preseason schedule against Green Bay on Aug. 10. The stadium became the first to have two DiamondVision color scoreboards, and the addition of 118 Crown Suites gave Texas Stadium more private suites, 296, than any stadium in the nation.

**COWBOYS RANCH OPENS** — Cowboys players and coaches reported on Aug. 27 to the team's new headquarters and training facility at Cowboys Center in Valley Ranch.

**DORSETT PASSES 10,000 YARDS** — On a 19-yard sweep around left end, Tony Dorsett, became the sixth player in NFL history to rush for 10,000 yards. Dorsett's feat highlighted a

27-13 victory over Pittsburgh at Texas Stadium on Oct. 13.

**THIRTEENTH DIVISION CHAMPIONSHIP** — The Cowboys edged the New York Giants 28-21 on Dec. 15 at Texas Stadium to capture the NFC Eastern Division championship for the first time since 1981. Picked in most season previews to finish third or fourth in the division, the Cowboys rallied for their NFL record 20th consecutive winning season, a 13th division title in 20 years and a playoff berth for the 18th time in that span. But in their NFL record 36th playoff game appearance, the Cowboys fell 20-0 to the Los Angeles Rams in Anaheim Stadium on Jan. 4.

## 1986

**COWBOYS GO TO LONDON** — The Cowboys began preparations for their first trip to a foreign country when the NFL announced on March 12 that the Cowboys would play the Super Bowl champion Chicago Bears in a preseason game at London's Wembley Stadium on Aug. 3.

**100TH WIN AT TEXAS STADIUM** — Dallas defeated St. Louis 37-6 for the club's 100th victory at Texas Stadium. Since the facility opened in 1971 the Cowboys have compiled a 100-25 (.800) record.

**STREAK BROKEN** — The Cowboys' streak of 20 consecutive winning seasons from 1966 through 1985, third longest in professional sports history, came to an end when the club finished with a 7-9 record after losing seven of its last eight games. Only baseball's New York Yankees (39 straight winning seasons, 1962-64) and hockey's Montreal Canadiens (32 from 1951-52 through 1982-83) surpassed the Cowboys' accomplishments. After the 1986 season, the Washington Redskins' five straight winning campaigns (1982-86) represented the NFL's longest active streak.

## 1987

**FOUNDER DIES** — Cowboys founder Clint Murchison, Jr., died March 30 after a long illness. Murchison, 63, who owned the club until 1984, acquired the expansion Dallas franchise in the NFL in 1960. He hired Tex Schramm as general manager, gave Tom Landry a 10-year contract when his coaching career was in doubt in 1964 and was instrumental in the building of Texas Stadium.

**DORSETT GETS 12,000 YARDS** — Tony Dorsett became the fourth rusher in NFL history to gain more than 12,000 yards when he registered 52 yards against the Rams on Dec. 21 for a career total of 12,036. The only runners ahead of Dorsett were Walter Payton, Jim Brown and Franco Harris.

## 1988

**LANDRY TIES LAMBEAU** — Dallas opened the 1988 season against Pittsburgh on Sept. 12 and Tom Landry tied an NFL record held by Curly Lambeau by coaching in his 29th consecutive season with the same team. Lambeau led the Green Bay Packers from 1921-49.

## 1989

**JONES ACQUIRES COWBOYS, NAMED JOHNSON COACH** — Jerry Jones reached an agreement to purchase the Cowboys from Bum Bright on Feb. 25 and announced that University of Miami Coach Jimmy Johnson would replace Tom Landry.

**SALE APPROVED, SCHRAMM RESIGNS** — The sale of the Cowboys to Jerry Jones was unanimously approved by NFL owners on April 18 at a special meeting in New York. At the same meeting Tex Schramm was named president of the new World League of American Football. He announced his resignation as president and general manager of the Cowboys after 29 years with the club.

**AIKMAN SIGNED** — The Cowboys, holding the No. 1 pick in the NFL Draft for only the second time in their history, announced the signing of quarterback Troy Aikman to a six-year contract on April 20.



## 1990

**AUSTIN TRAINING CAMP** — Beginning on July 18, nearly 100,000 fans visit the Cowboys' first ever in-state training camp at St. Edward's University in Austin.

**LANDRY ENTERS HALL OF FAME** — Tom Landry, who led the Cowboys to five Super Bowls and 20 consecutive winning seasons as the Cowboys head coach from 1960-88, was inducted into the Pro Football Hall of Fame in his first year of eligibility. Enshrined on Aug. 4 at Canton, Ohio, Landry joined former Dallas players Bob Lilly and Roger Staubach as the only Hall of Fame members who built their achievements with the Cowboys.

**SMITH ROOKIE OF THE YEAR, JOHNSON COACH OF THE YEAR** — Following a dramatic turn-around season where the team posted a 7-9 record and missed the playoffs by one game, Jimmy Johnson was named the NFL Coach of the Year by the Associated Press. Running back Emmitt Smith, who led all NFL rookie running backs in rushing yardage and touchdowns, was named the A.P.'s NFC Offensive Rookie of the Year.

## 1991

**RECORD DRAFT HAUL INCLUDES MARYLAND AS NO. 1 OVERALL PICK** — After a pre-draft trade with the New England Patriots, the Cowboys used the No. 1 overall selection in the NFL Draft for only the third time in franchise history. Dallas chose Outland Trophy winner Russell Maryland (DT) with the top pick. The Cowboys went on to acquire 16 more choices, setting a club record for most selections in a 12 round draft with 17 overall.

**SCHRAMM ENTERS HALL OF FAME** — One of the NFL's true innovators, and the guiding force behind the development of America's Team, Tex Schramm was inducted into the Pro Football Hall of Fame on July 27, 1991. Schramm, who served as the President and General Manager of the Dallas Cowboys from the team's conception in 1960 until his retirement in 1989, joined Staubach, Lilly and Landry with his enshrinement in Canton, Ohio.

**RETURN TO THE PLAYOFFS** — After winning the final five games of the season, Dallas finished with an 11-5 record — the team's best mark since the 1983 season. The initial spark to the winning streak was a 24-21 win over the eventual World Champion Washington Redskins on Nov. 24. The win, at Washington's RFK Stadium, ended the Redskins' bid for a perfect regular season after 11 straight wins. Dallas finished second in the NFC East and qualified as the NFC's No. 2 Wild Card Playoff entry, marking the club's first post season trip since 1985. Dallas traveled to Chicago and defeated the Bears 17-13 in the opening round Wild Card Game before dropping a 38-6 decision at Detroit the following week.

**SMITH AND IRVIN LEAD NFL** — Running back Emmitt Smith and wide receiver Michael Irvin became the first two players from the same team to lead the NFL in rushing yardage and receiving yardage in the same season. Smith had 1,563 yards rushing, while Irvin set single season club records for receptions (93) and receiving yardage (1,523). Both players were named to the NFC Pro Bowl squad along with tight end Jay Novacek and quarterback Troy Aikman. The Cowboys sent four offensive players to the Pro Bowl for the first time since 1979, and Irvin was named the MVP of the Pro Bowl Game.

## 1992

**JONES NAMED TO COMPETITION COMMITTEE** — On May 1, Jerry Jones, was appointed to the NFL's Competition Committee by Commissioner Paul Tagliabue. Jones became the first owner to serve on the prestigious committee since the death of Cincinnati's Paul Brown.

**FOURTEENTH DIVISION CHAMPIONSHIP** — Before a national television audience on ABC's Monday Night Football, the Cowboys defeated the Atlanta Falcons (41-17) at the Georgia Dome to claim the NFC Eastern Division Championship. The victory marked the Cowboys' first divisional title since 1985.

**RECORD NUMBER OF OFFENSIVE PRO BOWL SELECTIONS** — Six players from the Cowboys offense were selected to play in the Pro Bowl: RB Emmitt Smith, TE Jay Novacek, QB Troy Aikman, WR Michael Irvin, G Nate Newton and C Mark Stepnoski. The six players establish a Dallas Cowboys' record for most offensive players selected to the Pro Bowl.

**CLUB RECORD FOR VICTORIES/SMITH EARNS SECOND RUSHING TITLE** — On December 27, Dallas defeated Chicago by a 17-14 score at Texas Stadium. The victory was the 13th of the year for Dallas, establishing a new club record for victories in a season. In the Bears game, Emmitt Smith finished the season with 1,713 rushing yards, enabling Smith to become the first player to win back-to-back NFL rushing titles since Eric Dickerson (1983-84).

**ROAD ATTENDANCE RECORD SET** — The Cowboys set a new team record for road attendance by averaging 72,523 fans per road game in 1992. The team also played before a sold-out stadium in all 16 regular season games for the first time since the 1981 season.

**SIXTH NFC TITLE** — On January 17, 1993, the Cowboys defeated the San Francisco 49ers by a 30-20 score at Candlestick Park. The victory sends Dallas to Super Bowl XXVII in Pasadena, marking the Cowboys first NFC title, and the Super Bowl trip, since 1978.

**THIRD WORLD CHAMPIONSHIP** — While making an NFL record sixth Super Bowl appearance, the Cowboys defeated Buffalo 52-17 in Super Bowl XXVII at the Rose Bowl in Pasadena on Jan. 31, 1993. The victory enabled the Cowboys to become the only franchise in NFL history to win more than one Super Bowl under two different ownerships. The Super Bowl crowd of 98,374 was the largest crowd to ever witness a Dallas Cowboys game. The game was also witnessed by 133.4 million television viewers, making Super Bowl XXVII the most watched event in television history.

## 1993

**WHITE HOUSE VISIT**— The Super Bowl Champion Dallas Cowboys became the first athletic team to visit the White House under the Clinton administration. The Cowboys team visit to the White House was the first in club history. (March 5)

**RECORD NUMBER OF PRO BOWL SELECTIONS** — An NFC-record 11 Dallas players are selected to the Pro Bowl. That group includes a club-record eight offensive selections (seven Pro Bowl starters).

**FIFTEENTH DIVISION CHAMPIONSHIP** — In the final game of the regular season, the Cowboys defeat the New York Giants 16-13 in overtime at Giants Stadium to claim their 15th division crown and their second consecutive NFC East title. (Jan. 2)

**SMITH EARNS THIRD RUSHING TITLE** — Emmitt Smith finishes the season with 1,486 yards to earn his third straight NFL rushing crown. He becomes just the fourth man in NFL history to win three consecutive rushing titles.

**SEVENTH NFC TITLE** — Dallas defeats San Francisco 38-21 in the NFC Championship Game at Texas Stadium. The victory gives the Cowboys an NFL-record seventh conference championship in the first conference title game to be played at Texas Stadium since January 1, 1978 (a 23-6 win over Minnesota).

**FOURTH WORLD CHAMPIONSHIP** — Dallas becomes one of just three NFL teams to win four Super Bowls by defeating Buffalo (30-13) in Super Bowl XXVIII. The game, played at the Georgia Dome in Atlanta, featured two rushing touchdowns by Super Bowl MVP Emmitt Smith. Dallas raised its NFL record number of Super Bowl appearances to seven (one fourth of all the Super Bowl games played).

## 1994

**SWITZER NAMED HEAD COACH** — Barry Switzer is named the new head coach of the Dallas Cowboys—and the third head coach in team history on March 30. Switzer replaces Jimmy Johnson, who stepped down as the Cowboys' head coach the previous day.





**THE SIDELINES**

# TEXAS STADIUM



The glittering showcase of Cowboys Football is Texas Stadium, a state-of-the-art modern football facility which opened on October 24, 1971 with a 44-21 Cowboys victory over New England.

Located in the Dallas suburb of Irving, Texas Stadium has a seating capacity of 65,846 and features two DiamondVision color replay screens, 360 luxury suites, 52 concession stands, 40 specialty stands, 86 restrooms, 115 drinking fountains and 130 acres of parking. Texas Stadium's most unique feature is the partial roof which covers fans from inclement weather, but leaves the game outdoors. Texas Stadium also boasts the luxurious Stadium Club, one of Dallas' premier locations for private parties, banquets and convention gatherings.

The Corral, outside Gate 8, features food, beverage, entertainment and large screen televisions for fan hospitality before, during, and after all Cowboys home games and special events.

Complete banquet, catering and special event services are available for private groups at Texas Stadium. Information on hosting an event can be obtained by calling 214-554-6368.


Tours of Texas Stadium are available Monday through Friday at 10:00 a.m. and 2:00 p.m., and on Saturdays, Sundays and holidays, when no events are scheduled, at 11:00 a.m., 12:30 p.m., and 2:00 p.m. Call 214-438-7676 for more information.

The Cowboys souvenir shop, The Pro Shop, is also open daily on the grounds outside the stadium at Gate 8.

**Texas Stadium**  
**2401 Airport Freeway**  
**Irving, TX 75062**  
**214-438-7676**

Bruce Hardy ..... Vice President and General Manager  
 Texas Stadium Corporation  
 Ron Underwood ..... Director of Operations

## Cowboys Summer Training Camp



One of the annual highlights for Dallas Cowboys fans is the opportunity to visit Dallas Cowboys Training Camp at St. Edward's University in Austin, Texas. The 1994 camp marks the team's fifth year in Austin.

St. Edward's is a convenient location for Cowboys fans throughout Texas and the neighboring states. In each of the past four seasons, the Cowboys have drawn an average of nearly 100,000 fans to the summer practice sessions and the annual scrimmages with other NFL teams.

The camp at St. Ed's offers a rare opportunity for Cowboy's fans from all over the State of Texas and the Southwest to get an "up close and personal look" at their favorite team. "Autograph Alley" is a daily ritual for fans attending practice sessions that are open to the public.

Some of the training camp activities that take place each year include the Cowboys' Golf Tournament, The Blue-White Game, scrimmages with other NFL teams and several autograph opportunities.

### Training Camp Facts

- LOCATION:** St. Edward's University, Austin, Texas, 78704.  
St. Edward's is located approximately three miles south of downtown Austin just off of Interstate 35. Exit off I-35 at the Woodward Avenue/St. Edward's exit. Proceed west on Woodward Avenue for one half mile to the campus (on the right).
- DATES:** Camp is usually held from mid-July to mid-August.
- AUSTIN:** Austin is the Capital of the State of Texas, and it is the only state capital that is the training camp home of an NFL franchise. it is the fourth largest city in the State of Texas, and 70% of the state's population is within 200 miles of Austin.
- PRACTICES:** Cowboys practice sessions at St. Edward's are open to the public free of charge. Public parking is not available on campus during practice times.
- INFORMATION:** Further information on Cowboys training camp, and training camp sponsorships, can be obtained by calling the Dallas Cowboys Offices in Irving at 214-556-9900.

**DALLAS COWBOYS TRAVEL**Cowboys Center  
214-556-2800

Dallas Cowboys Travel is a full-service travel agency specializing in "Cowboys Home and Away Game Weekend Packages." These packages include accommodations, game day brunch, game tickets plus bus transportation to and from the game. The agency also handles international, corporate and leisure travel arrangements.

**Cowboys on the Road****Home Games**

DFW Airport Marriott ..... 214/929-8800

**Mexico City (August 13-14)**

Presidente Intercontinental ..... 011/525/327-7700

**New Orleans (August 25)**

New Orleans Marriott ..... 504/581-1000

**Pittsburgh (September 3)**

Hyatt Regency Pittsburgh ..... 412/471-1234

**Washington (October 1)**

Hyatt Regency Crystal City ..... 703/418-1234

**Arizona (October 8)**

Phoenix Airport Hilton ..... 602/894-1600

**Cincinnati (October 29)**

Clarion Hotel ..... 513/352-2100

**San Francisco (November 12)**

San Francisco Marriott ..... 415/896-1600

**Philadelphia (December 3)**

Wyndham Franklin Plaza ..... 215/448-2000

**New Orleans (December 18)**

New Orleans Marriott ..... 504/581-1000

**New York (December 23)**

Marriott at Glenpointe ..... 201/836-0600

# Dallas Cowboys Cheerleaders

The Dallas Cowboys Cheerleaders recently reached a major milestone in the entertainment industry by making more international entertainment trips to U.S. military bases than any other professional performer or group over the course of the past decade. In 1994 the world famous organization celebrates their 23rd season on the sidelines of Texas Stadium.

The Cowboys transformed the idea of sideline cheerleaders in 1972 when they mixed a unique blend of glamour and dance with an old football tradition. Nobody at the time predicted the Dallas Cowboys Cheerleaders would become an international phenomenon, but that's precisely what happened.

The image and style of the Cowboys Cheerleaders has had an enormous influence on entertainment in sports. But while the Cowboys Cheerleaders have been imitated throughout the sports world, no one has been able to equal their stature.

The strength of their national popularity was evident during the 1970's when two made-for-TV movies about the Cowboys Cheerleaders drew top ratings.

Besides being an integral part of Cowboys games at Texas Stadium, the Cheerleaders perform at numerous state fairs, college halftime shows and other events around the country.

The Cowboys Cheerleaders also donate their time to many charitable and civic causes. Every year the Cheerleaders visit hospitals, nursing homes and schools. They perform at telethons and other fund-raising events around the United States, and they bring their special brand of goodwill to American military bases in places like Korea, the Philippines, Cuba, Panama, the Indian Ocean and the Persian Gulf.

The Cowboys Cheerleaders' annual USO/Department of Defense tours every Christmas and spring have become a special tradition. Since 1979 the Cheerleaders have visited and entertained hundreds of thousands of United States military personnel all over the world on 26 USO/DD tours.



**Kelli McGonagill**  
Director



**Tina Kalina**  
Coordinator



**Judy Trammell**  
Choreographer

## 1994-95 Dallas Cowboys Cheerleaders

### VETERANS

Kimberly Ball .....	2nd Year
Dorie Braddy .....	5th Year
Shelly Bramhall .....	3rd Year
Christina Carr .....	4th Year
Carrie Chapman .....	3rd Year
Nicol Corbin .....	2nd Year
Tandra Cromer .....	5th Year
Michelle Druga .....	2nd Year
Preea Jernigan .....	3rd Year
Jill Jones .....	2nd Year

Kimberly Land .....	2nd Year
Michelle Parma .....	2nd Year
Gigi Pittman .....	2nd Year
Marnie Pizzitola .....	3rd Year
Tammi Ratcliff .....	3rd Year
Regina Tucker .....	3rd Year
Bronlyn Tuell .....	2nd Year
Christy Van Meter .....	3rd Year
Leslie Vitale .....	2nd Year
Brooke Wicker .....	3rd Year

### ROOKIES

Nicole Baxter  
Pennie Booker  
Michelle Gill  
Michelle Gonzalez  
Kelli Green

Dagny Helms  
Allana Moore  
Becca Myers  
Laycie Norris  
Christy Ramsey

Carrie Reeves  
Stephanie Strunc  
Shannon Swanson  
Melissa Valdez  
Shronda Watts

## Cowboys on Radio

For the fourth straight year, KVIL-FM 103.7 will bring stereo sound to the National Football League with its broadcast of all Dallas Cowboys football games. State-of-the-art technology enables KVIL-FM to broadcast Cowboys games at home and away to a Metroplex audience in "close-up" stereo. Once again, KVIL will originate all games broadcast across "The Dallas Cowboys Radio Network," consisting of 97 stations in 91 markets and 18 states.

The veteran voice of the Dallas Cowboys, Brad Sham will again handle the play-by-play, while Dale Hansen brings his unique insights to the color commentary. KVIL's creative approach to pre-game coverage begins two hours prior to each kickoff. Live post-game locker room interviews with players and coaches will follow each game.

KVIL's coverage continues through the week with special programming that features Cowboys Owner Jerry Jones, Head Coach Barry Switzer and selected star players. Cowboy coverage extends on a daily basis with KVIL's exclusive "Two Minute Drill."

Cowboys games will also be broadcast in Spanish on the "Dallas Cowboys Radio Network in Spanish" to over 30 stations throughout Texas, the southwest and Mexico. Mario Montez and Israel Aguilar will call the action for the Cowboys games that will originate on KESS-AM in the Dallas/Fort Worth area.

### The Dallas Cowboys Radio Network

**TEXAS:** Abilene, KNTS (1470-AM); Alpine, KVLF (1240-AM); Amarillo, KGNC (710-AM); Austin, KVET (1300-AM); Beaumont, KLVJ (560-AM); Big Spring, KBST (1490-AM); Brownwood, KBWD (1360-AM); Bryan, KTAM (1240-AM); Burnet, KBLK (92.5-FM); Carthage, KGAS (1590-AM); Center, KDET (930-AM); Coleman, KSTA (107-AM); Columbus, KULM (98.3-FM); Corpus Christi, KEYS (1440-AM); Crockett, KIVY (1290-AM); Dallas-Fort Worth, KVIL (103.7-FM); Del Rio, KLKE (1230-AM); Denison, KLAK (97.5-FM); Edinburg, KURV (710-AM); El Paso, KROD (600-AM); Fredericksburg, KNAF (910-AM); Fort Stockton, KFST (860-AM); Gainesville, KGAF (1580-AM); Gatesville, KRYL (98.3-FM); Gonzales, KCTI (1450-AM); Hereford, KPAN (860-AM); Houston, KSE (700-AM); Jacksonville, KEBE (1400-AM); Kerrville, KERV (1230-AM); Lamesa, KPET (690-AM); Levelland, KLVTV (105.5-FM); Llano, KLKM (104.7-FM); Longview, KFRO (1370-AM); Gilmer, KLSQ (95.3-FM); Lubbock, KFYO (790-AM); Marble Falls, KHLB (106.9-FM); Marshall, KCUL (92.3-FM); Mexia, KYCX (104.9-FM); Midland, KCRS (500-AM); Mt. Pleasant, KALK (97.7-FM); Nacogdoches, KTBQ (107.7-FM); Paris, KPLT (1490-AM); Plainview, KKYN (1400-AM); Rusk, KTLU (840-AM); San Angelo, KIXY (94.7-FM); San Antonio, WOAI (1200-AM); Snyder, KSNY (1450-AM); Sonora/Ozona, KHOS (92.1-FM); Stephenville, KSTV (105.7-FM); Sulphur Springs, KSST (1230-AM); Sweetwater, KXOX (1240-AM); Temple, KTEM (1400-AM); Texarkana, KCMC (740-AM); Tulia, KTUE (1260-AM); Tyler, KTBB (600-AM); Uvalde, KYUF (104.9-FM); Waco, WACO (1460-AM).

**ARKANSAS:** Crossett, KAGH (104.9-FM); El Dorado, KELD (1400-AM); Fort Smith, KKUZ (950-AM); Fayetteville, KKZQ (101.9-FM); Little Rock, KBIS (1010-AM).

**DELAWARE:** Newark, WNRK (1260-AM).

**HAWAII:** Honolulu, KGU (760-AM).

**ILLINOIS:** Belleville, WINU (880-AM).

**KANSAS:** Ulysses, KVLV (1420-AM).

**LOUISIANA:** Shreveport, KFLO (1300-AM); Moore, KMLB (1440-AM).

**MISSISSIPPI:** Clinton, WSLI (930-AM).

**MISSOURI:** Joplin, KWAS (1230-AM).

**NEVADA:** Las Vegas, KENO (1460-AM).

**NEW MEXICO:** Albuquerque, KKOB (770-AM); Artesia, KBIM (94.9-FM); Carlsbad, KBIM (94.9-FM); Farmington, KWYK (94.9-FM); Gallup, KYVA (1230-AM); Hobbs, KBIM (94.9-FM); Lovington, KBIM (94.9-FM); Majamar, KBIM (94.9-FM); Roswell, KBIM (94.9-FM).

**OKLAHOMA:** Ardmore, KKAJ (1520-AM); Durant, KLAK (97.5-FM); Lawton, KKRX (1050-AM); Oklahoma City, KOMA (1520-AM); Tulsa, KAKC (1300-AM).

**PENNSYLVANIA:** Scranton, WILK (980-AM).

**TENNESSEE:** Erwin, WXIS (103.9-FM).

**UTAH:** Salt Lake City, KISN (570-AM).

**VIRGINIA:** Virginia Beach, WGH (1310-AM).

**WASHINGTON:** Spokane, KTRW (970-AM).

**WEST VIRGINIA:** Martinsburg, WRNR (740-AM).



## Cowboys on Television

### Silverstar Network

The SilverStar Network is the television production and syndication unit of the Dallas Cowboys Football Club. Now in its fifth year, the SilverStar Network produces and distributes some of the most-watched programs in the region — Dallas Cowboys preseason games, weekly programs, and specials throughout the year. These programs are televised in Dallas/Fort Worth and in 25 other markets throughout the states of Texas, Arkansas, Louisiana, New Mexico and Oklahoma.

The Cowboys weekly shows during the preseason and regular season keep Dallas Cowboys fans abreast of the latest Cowboys stories making news and of key issues in the National Football League:

#### “Cowboys Special Edition with Jerry Jones”

Airs Saturdays at 6:30 p.m. Central from July 16, 1994 through January 15, 1995, on KDFW TV-4 in Dallas/Fort Worth, and at locally scheduled times throughout the Dallas Cowboys syndicated network.

#### “The Barry Switzer Show”

Airs Sundays at 10:30 a.m. Central from September 4, 1994, through January 15, 1995, on KDFW TV-4 in Dallas/Fort Worth, and at locally scheduled times throughout the Dallas Cowboys syndicated network.

#### “Satellite Services”

The SilverStar Network also provides uplink, downlink and microwave transmissions to the broadcast industry. The C-Band and microwave systems have been in operation since 1986, providing transmission for all Dallas Cowboys home games and numerous other broadcasts for all national networks and several cable networks. A new state-of-the-art Ku-Band transportable unit rounds out the satellite services offered. In addition, the SilverStar Network offers turn-key video and uplink services for interviews of players and coaches from the television production studio located in the Cowboys training facility. For more information and to book satellite services, call Rose Becker at (214) 556-9331.

#### SilverStar Network

John Chang — Director of Television  
 Rose Becker — Syndication and Traffic Manager;  
 — Sales Manager, Satellite Communications  
 Roger Greene — Producer  
 Stacy Jacobs — Producer and Reporter  
 Scott Purcel — Producer

## Cowboys in Print

### “Dallas Cowboys Weekly”

“Dallas Cowboys Weekly” remains the largest team publication in sports with a circulation of nearly 50,000. Published by Russ Russell and edited by Jim Browder, the 19-year-old Cowboys Weekly reaches fans across the nation 32 times a year with action photos, game stories, inside information, profiles of players and cheerleaders and much more. Fans interested in subscribing to the DCW should call 214-556-9972. An annual subscription for 32 issues is priced at \$33.00.

## Entertainment Activities



### ★ Bill Lively

Bill Lively is the Cowboys' executive entertainment producer. Named to the position in 1989, Lively coordinates the presentation of all entertainment components of Dallas Cowboys football games at Texas Stadium.

The entertainment presentation at Cowboys games is recognized throughout the NFL as one of the most complete and state-of-the-art productions in all of professional sports. That entertainment includes the Cowboys Cheerleaders, DiamondVision scoreboard, public address announcer, recorded music, strolling bands outside the stadium, the Cowboys Trumpets plus pregame and halftime events.

Lively is also the Vice President for University Advancement at Southern Methodist University. He directed the Cowboys Band for 14 years and is the former director of the SMU Band.

#### 1994 Halftime Activities

<b>July 31 (Minnesota)</b> .....	Frisbee-Catching Dogs
<b>Aug. 7 (L.A. Raiders)</b> .....	Max-Air Trampoline Act
<b>Aug. 21 (Denver)</b> .....	Pee Wee Football Games
<b>Sept. 11 (Houston)</b> .....	Dallas Cowboys Cheerleaders
<b>Sept. 19 (Detroit)</b> .....	Oklahoma State Marching Band
<b>Oct. 9 (Arizona)</b> .....	To Be Determined
<b>Oct. 16 (Philadelphia)</b> .....	To Be Determined
<b>Nov. 7 (New York Giants)</b> .....	Professional Talent
<b>Nov. 20 (Washington)</b> .....	Dallas Cowboys Cheerleaders Pee Wee Competition
<b>Nov. 24 (Green Bay)</b> .....	The Huggies Baby Derby
<b>Dec. 10 (Cleveland)</b> .....	NFL Punt, Pass and Kick Competition



### ★ Murphy Martin

The Voice of Texas Stadium, Murphy Martin, returns to his familiar role as the Dallas Cowboys public address announcer again in 1994. A veteran network news anchorman, Martin has handled nearly every type of P.A. responsibility at Texas Stadium for the past 19 years.

Martin has also manned the public address announcer's booth for the pregame and half-time festivities at three NFL Super Bowls.

## Cowboys Attendance Records

The Cowboys played in the Cotton Bowl (capacity 72,132 in 1970) from 1960 until Texas Stadium was opened on Oct. 24, 1971 against New England. In 1985 seats were removed from Texas Stadium to make room for 118 Crown Suites.

## TOTAL ATTENDANCE

Year	Home Games (No.)	Avg.	Percent Change	Road Games (No.)	Pre-Season Games (No.)	Post-Season Games (No.)	Grand Total
1960	128,500 (6)	21,417	—	214,820 (6)	120,284 (6)	—	463,604
1961	172,000 (7)	24,571	+33.9%	251,443 (7)	97,584 (5)	—	521,027
1962	152,446 (7)	21,778	-11.4%	278,807 (7)	178,683 (5)	—	609,936
1963	188,727 (7)	26,961	+23.8%	280,062 (7)	214,290 (5)	—	683,079
1964	268,661 (7)	38,380	+42.3%	356,339 (7)	207,751 (5)	—	832,751
1965	388,912 (7)	55,559	+44.8%	366,390 (7)	199,395 (5)	65,569 (1)	1,020,266
1966	473,373 (7)	67,625	+21.7%	408,899 (7)	238,186 (5)	75,504 (1)	1,195,952
1967	460,476 (7)	65,872	-2.7%	402,843 (7)	278,511 (5)	121,647 (2)	1,263,477
1968	470,110 (7)	67,158	+2.1%	401,626 (7)	300,909 (6)	104,458 (2)	1,277,103
1969	443,352 (7)	63,336	-5.7%	434,477 (7)	384,095 (6)	100,472 (2)	1,362,396
1970	411,531 (7)	58,790	-7.2%	398,377 (7)	347,327 (6)	212,847 (3)	1,370,082
1971	466,220 (7)	66,603	+13.3%	416,043 (7)	375,250 (6)	195,716 (3)	1,454,229
1972	446,990 (7)	63,856	-4.1%	391,852 (7)	474,273 (7)	114,343 (2)	1,427,458
1973	433,030 (7)	61,861	-3.1%	423,177 (7)	355,994 (6)	128,815 (2)	1,341,016
1974	373,435 (7)	53,348	-13.8%	378,233 (7)	284,620 (6)	—	1,036,288
1975	402,294 (7)	57,471	+7.7%	404,073 (7)	273,567 (6)	211,095 (3)	1,291,029
1976	412,698 (7)	58,957	+2.6%	414,867 (7)	320,564 (6)	62,436 (1)	1,210,565
1977	432,885 (7)	61,840	+5.0%	398,486 (7)	329,549 (6)	201,288 (3)	1,362,208
1978	498,865 (8)	62,358	+0.9%	484,905 (8)	260,344 (4)	206,464 (3)	1,450,578
1979	508,965 (8)	63,621	+0.2%	488,432 (8)	268,989 (5)	64,792 (1)	1,331,178
1980	477,378 (8)	59,672	-6.2%	492,828 (8)	244,612 (4)	195,251 (3)	1,410,069
1981	511,541 (8)	63,943	+7.2%	502,392 (8)	283,849 (4)	125,373 (2)	1,383,155
1982	269,981 (5)	53,996	-15.6%	217,153 (4)	208,057 (4)	184,059 (3)	879,250
1983	505,793 (8)	63,224	+17.1%	481,230 (8)	217,621 (4)	43,521 (1)	1,248,165
1984	479,733 (8)	59,967	-5.2%	523,951 (8)	203,646 (4)	—	1,207,330
1985	478,958 (8)	59,870	-0.2%	489,913 (8)	193,795 (4)	66,351 (1)	1,229,017
1986	469,806 (8)	58,726	-1.9%	518,627 (8)	299,134 (5)	—	1,287,567
1987	344,406 (7)	49,201	-16.2%	416,141 (8)	199,327 (4)	—	959,874
1988	393,129 (8)	49,141	-0.1%	528,529 (8)	177,080 (4)	—	1,098,738
1989	418,346 (8)	52,293	+6.4%	490,586 (8)	215,219 (4)	—	1,124,151
1990	475,432 (8)	59,429	+13.7%	483,944 (8)	173,716 (4)	—	1,133,092
1991	501,901 (8)	62,738	+5.6%	537,101 (8)	219,022 (4)	140,884 (2)	1,398,908
1992	506,758 (8)	63,345	+1.0%	580,181 (8)	284,898 (5)	227,015 (3)	1,598,852
1993	510,068 (8)	63,759	+0.7%	533,380 (8)	283,409 (5)	202,509 (3)	1,529,366
Total	13,876,700 (249)	55,730	—	14,390,097 (249)	8,673,550 (170)	3,051,409 (44)	39,991,756

## LARGEST CROWDS

Home	
Regular Season	
80,259 vs. Cleveland, Nov. 24, 1966	
79,965 vs. St. Louis, Dec. 4, 1966	
*66,689 vs. N.Y. Jets, Dec. 4, 1971	
†65,099 vs. San Francisco, Oct. 17, 1993	
Postseason	
75,504 vs. Green Bay, Jan. 1, 1967	
*66,311 vs. San Francisco, Jan. 2, 1972	
Preseason	
78,807 vs. Green Bay, Aug. 28, 1967	
*65,405 vs. Houston, Aug. 5, 1972	
†63,582 vs. Houston, Sept. 2, 1989	
*Texas Stadium record	
†Texas Stadium record after 1985 improvements	

Away	
Regular Season	
91,505 @ L.A. Raiders, Oct. 25, 1992	
84,850 @ Cleveland, Nov. 2, 1969	
84,278 @ New Orleans, Nov. 3, 1968	
Postseason	
84,483 @ L.A. Rams, Jan. 4, 1976	
Preseason	
87,381 @ L.A. Rams, Aug. 8, 1969	
Neutral	
98,374 vs. Buffalo @ Pasadena, Jan. 31, 1993	

## SMALLEST CROWDS

Home	
†10,000 — vs. San Francisco, Nov. 20, 1960	
12,692 — vs. Chicago, Nov. 18, 1962	
Away	
4,954 — vs. Minnesota, Aug. 5, 1961 in Sioux Falls, S.D.	
12,370 — @ N.Y. Jets, Oct. 4, 1987	
†Estimated; no turnstiles in Cotton Bowl in 1960 and 1961	

## SELLOUT STREAKS

Longest home sellout streak — 44 straight games (began 10/16/77 vs. Washington, ended 12/21/82 vs. Tampa Bay) regular season and playoffs
Last home non-sellout (regular season and playoffs) — 12/16/90 vs. Phoenix (27 straight)
Longest road sellout streak — 43 straight games (began 9/24/79 @ Cleveland, ended 11/18/84 @ Buffalo)
Last road non-sellout (regular season and playoffs) — 9/22/91 @ Phoenix (27 straight)



# 1993 Final Standings

## AMERICAN FOOTBALL CONFERENCE

### Eastern Division

	W	L	T	Pct.	Pts.	OP
# Buffalo	12	4	0	.750	329	242
Miami	9	7	0	.563	349	351
N.Y. Jets	8	8	0	.500	270	247
New England	5	11	0	.313	238	286
Indianapolis	4	12	0	.250	189	378

### Central Division

	W	L	T	Pct.	Pts.	OP
# Houston	12	4	0	.750	368	238
* Pittsburgh	9	7	0	.563	308	281
Cleveland	7	9	0	.438	304	307
Cincinnati	3	13	0	.188	187	319

### Western Division

	W	L	T	Pct.	Pts.	OP
# Kansas City	11	5	0	.688	328	291
* L.A. Raiders	10	6	0	.625	306	326
* Denver	9	7	0	.563	373	284
San Diego	8	8	0	.500	322	290
Seattle	6	10	0	.375	280	314

# Division Champion \* Wild Card qualifier for playoffs

Minnesota finished ahead of Green Bay based on a head-to-head sweep (2-0).

## NATIONAL FOOTBALL CONFERENCE

### Eastern Division

	W	L	T	Pct.	Pts.	OP
# Dallas	12	4	0	.750	376	229
* N.Y. Giants	11	5	0	.688	288	205
Philadelphia	8	8	0	.500	293	315
Phoenix	7	9	0	.438	326	269
Washington	4	12	0	.250	230	345

### Central Division

	W	L	T	Pct.	Pts.	OP
# Detroit	10	6	0	.625	298	292
* Minnesota	9	7	0	.563	277	290
* Green Bay	9	7	0	.563	340	282
Chicago	7	9	0	.438	234	230
Tampa Bay	5	11	0	.313	237	376

### Western Division

	W	L	T	Pct.	Pts.	OP
# San Francisco	10	6	0	.625	473	295
New Orleans	8	8	0	.500	317	343
Atlanta	6	10	0	.375	316	385
L.A. Rams	5	11	0	.313	221	367

## 1993 NFL POSTSEASON AT A GLANCE

(Home team in caps)

### AFC Wild Card Playoff Games

KANSAS CITY 27, Pittsburgh 24 (OT)  
L.A. RAIDERS 42, Denver 24

### AFC Divisional Playoff Games

BUFFALO 29, L.A. Raiders 23  
Kansas City 28, HOUSTON 20

### AFC Championship Game

BUFFALO 30, Kansas City 13

### NFC Wild Card Playoff Games

Green Bay 28, DETROIT 24  
N.Y. GIANTS 17, Minnesota 10

### NFC Divisional Playoff Games

SAN FRANCISCO 44, N.Y. Giants 3  
DALLAS 27, Green Bay 17

### NFC Championship Game

DALLAS 38, San Francisco 21

### Super Bowl XXVIII at Georgia Dome, Atlanta, Georgia

Dallas 30, Buffalo 13

### AFC-NFC Pro Bowl at Aloha Stadium, Honolulu, Hawaii

NFC 17, AFC 3





# 1994 NATIONAL FOOTBALL LEAGUE SCHEDULE



(All times local)

## SUNDAY, SEPT. 4 (1st Weekend)

Arizona at Los Angeles Rams	1:00
Atlanta at Detroit	1:00
Cleveland at Cincinnati	1:00
Dallas at Pittsburgh	4:00
Houston at Indianapolis	12:00
Kansas City at New Orleans	12:00
Minnesota at Green Bay	12:00
New England at Miami	4:00
New York Jets at Buffalo	4:00
Philadelphia at New York Giants	1:00
Seattle at Washington	1:00
Tampa Bay at Chicago	12:00

## SUNDAY NIGHT, SEPT. 4

San Diego at Denver	6:00
---------------------	------

## MONDAY, SEPT. 5

Los Angeles Raiders at San Francisco	6:00
--------------------------------------	------

## SUNDAY SEPT. 11 (2nd Weekend)

Buffalo at New England	1:00
Cincinnati at San Diego	1:00
Denver at New York Jets	4:00
Detroit at Minnesota	12:00
Houston at Dallas	3:00
Indianapolis at Tampa Bay	1:00
Los Angeles Rams at Atlanta	1:00
Miami vs. Green Bay at Milwaukee	12:00
Pittsburgh at Cleveland	1:00
San Francisco at Los Angeles Raiders	1:00
Washington at New Orleans	3:00

## SUNDAY NIGHT, SEPT. 11

New York Giants at Arizona	5:00
----------------------------	------

## MONDAY, SEPT. 12

Chicago at Philadelphia	9:00
-------------------------	------

## SUNDAY, SEPT. 18 (3rd Weekend)

Arizona at Cleveland	1:00
Buffalo at Houston	12:00
Green Bay at Philadelphia	1:00
Indianapolis at Pittsburgh	1:00
Los Angeles Raiders at Denver	2:00
Minnesota at Chicago	12:00
New England at Cincinnati	1:00
New Orleans at Tampa Bay	1:00
New York Jets at Miami	1:00
San Diego at Seattle	1:00
San Francisco at Los Angeles Rams	1:00
Washington at New York Giants	4:00

## SUNDAY NIGHT, SEPT. 18

Kansas City at Atlanta	8:00
------------------------	------

## MONDAY, SEPT. 19

Detroit at Dallas	8:00
-------------------	------

## SUNDAY, SEPT. 25 (4th Weekend)

(Open Dates: Arizona, Dallas,  
N.Y. Giants, Philadelphia)

Atlanta at Washington	1:00
Cincinnati at Houston	3:00
Cleveland at Indianapolis	12:00
Los Angeles Rams at Kansas City	12:00
Miami at Minnesota	12:00
New England at Detroit	4:00
New Orleans at San Francisco	1:00
Pittsburgh at Seattle	1:00
San Diego at Los Angeles Raiders	1:00
Tampa Bay at Green Bay	12:00

## SUNDAY NIGHT, SEPT. 25

Chicago at New York Jets	8:00
--------------------------	------

## MONDAY, SEPT. 26

Denver at Buffalo	9:00
-------------------	------

## SUNDAY, OCTOBER 2 (5th Weekend)

(Open Dates: Denver, Kansas City,  
L.A. Raiders, San Diego)

Atlanta at Los Angeles Rams	1:00
Buffalo at Chicago	3:00
Dallas at Washington	1:00
Detroit at Tampa Bay	1:00
Green Bay at New England	1:00
Minnesota at Arizona	1:00
New York Giants at New Orleans	3:00
New York Jets at Cleveland	1:00
Philadelphia at San Francisco	1:00
Seattle at Indianapolis	12:00

## SUNDAY NIGHT, OCT. 2

Miami at Cincinnati	8:00
---------------------	------

## MONDAY, OCT. 3

Houston at Pittsburgh	9:00
-----------------------	------

## SUNDAY, OCT. 9 (6th Weekend)

(Open Dates: Cincinnati, Cleveland,  
Houston, Pittsburgh)

Arizona at Dallas	3:00
Denver at Seattle	1:00
Indianapolis at New York Jets	1:00
Kansas City at San Diego	1:00
Los Angeles Raiders at New England	4:00
Los Angeles Rams at Green Bay	12:00
Miami at Buffalo	1:00
New Orleans at Chicago	12:00
San Francisco at Detroit	1:00
Tampa Bay at Atlanta	1:00

## SUNDAY NIGHT OCT. 9

Washington at Philadelphia	8:00
----------------------------	------

## MONDAY, OCT. 10

Minnesota at New York Giants	9:00
------------------------------	------

## THURSDAY NIGHT, OCT. 13 (7th Weekend)

(Open Dates: Chicago, Detroit, Green Bay,  
Minnesota, Seattle, Tampa Bay)

Cleveland at Houston	7:00
----------------------	------

## SUNDAY, OCT. 16

Arizona at Washington	1:00
Cincinnati at Pittsburgh	1:00
Indianapolis at Buffalo	1:00
Los Angeles Raiders at Miami	1:00
New England at New York Jets	1:00
New York Giants at Los Angeles Rams	1:00
Philadelphia at Dallas	3:00
San Diego at New Orleans	3:00
San Francisco at Atlanta	1:00

## MONDAY, OCT. 17

Kansas City at Denver	7:00
-----------------------	------

## THURSDAY NIGHT, OCT. 20 (8th Weekend)

(Open Dates: Buffalo, Miami,  
New England, N.Y. Jets)

Green Bay at Minnesota	7:00
------------------------	------

## SUNDAY, OCT. 23

Atlanta at Los Angeles Raiders	1:00
Chicago at Detroit	1:00
Cincinnati at Cleveland	1:00
Dallas at Arizona	1:00
Denver at San Diego	1:00
Los Angeles Rams at New Orleans	12:00
Pittsburgh at New York Giants	1:00
Seattle at Kansas City	12:00
Tampa Bay at San Francisco	1:00
Washington at Indianapolis	12:00

## MONDAY, OCT. 24

Houston at Philadelphia	9:00
-------------------------	------

**SUNDAY, OCT. 30 (9th Weekend)**  
 (Open Dates: Atlanta, L.A. Rams,  
 New Orleans, San Francisco)

Cleveland at Denver	2:00
Dallas at Cincinnati	1:00
Detroit at New York Giants	1:00
Houston at Los Angeles Raiders	1:00
Kansas City at Buffalo	1:00
Miami at New England	1:00
Minnesota at Tampa Bay	4:00
New York Jets at Indianapolis	4:00
Philadelphia at Washington	1:00
Seattle at San Diego	1:00

**SUNDAY NIGHT, OCT. 30**

Pittsburgh at Arizona	6:00
-----------------------	------

**MONDAY, OCT. 31**

Green Bay at Chicago	8:00
----------------------	------

**SUNDAY, NOV. 6 (10th Weekend)**

Arizona at Philadelphia	4:00
Buffalo at New York Jets	4:00
Chicago at Tampa Bay	1:00
Cincinnati at Seattle	1:00
Denver at Los Angeles Rams	1:00
Detroit vs. Green Bay at Milwaukee	12:00
Indianapolis at Miami	1:00
New England at Cleveland	1:00
New Orleans at Minnesota	12:00
Pittsburgh at Houston	12:00
San Diego at Atlanta	1:00
San Francisco at Washington	1:00

**SUNDAY NIGHT, NOV. 6**

Los Angeles Raiders at Kansas City	7:00
------------------------------------	------

**MONDAY, NOV. 7**

New York Giants at Dallas	8:00
---------------------------	------

**SUNDAY, NOV. 13 (11th Weekend)**  
 (Open Dates: Indianapolis, Washington)

Arizona at New York Giants	1:00
Atlanta at New Orleans	12:00
Chicago at Miami	1:00
Cleveland at Philadelphia	1:00
Dallas at San Francisco	1:00
Houston at Cincinnati	1:00
Los Angeles Raiders at Los Angeles Rams	1:00
Minnesota at New England	1:00
New York Jets at Green Bay	3:00
San Diego at Kansas City	12:00
Seattle at Denver	2:00

**SUNDAY NIGHT, NOV. 13**

Tampa Bay at Detroit	8:00
----------------------	------

**MONDAY, NOV. 14**

Buffalo at Pittsburgh	9:00
-----------------------	------

**SUNDAY, NOV. 20 (12th Weekend)**

Atlanta at Denver	2:00
Cleveland at Kansas City	12:00
Detroit at Chicago	12:00
Green Bay at Buffalo	1:00
Indianapolis at Cincinnati	1:00
Miami at Pittsburgh	1:00
New Orleans at Los Angeles Raiders	1:00
New York Jets at Minnesota	3:00
Philadelphia at Arizona	2:00
San Diego at New England	1:00
Tampa Bay at Seattle	1:00
Washington at Dallas	12:00

**SUNDAY NIGHT, NOV. 20**

Los Angeles Rams at San Francisco	5:00
-----------------------------------	------

**MONDAY, NOV. 21**

New York Giants at Houston	8:00
----------------------------	------

**THURSDAY, NOV. 24 (13th Weekend)**

Buffalo at Detroit	12:30
Green Bay at Dallas	3:00

**SUNDAY, NOV. 27**

Chicago at Arizona	2:00
Cincinnati at Denver	2:00
Houston at Cleveland	1:00
Kansas City at Seattle	1:00
Los Angeles Rams at San Diego	1:00
Miami at New York Jets	1:00
New York Giants at Washington	4:00
Philadelphia at Atlanta	1:00
Pittsburgh at Los Angeles Raiders	1:00
Tampa Bay at Minnesota	12:00

**SATURDAY, DEC. 17 (16th Weekend)**

Denver at San Francisco	1:00
Minnesota at Detroit	12:30

**SUNDAY, DEC. 18**

Atlanta vs. Green Bay at Milwaukee	12:00
Cincinnati at Arizona	2:00
Cleveland at Pittsburgh	1:00
Houston at Kansas City	3:00
Los Angeles Rams at Chicago	12:00
Miami at Indianapolis	1:00
New England at Buffalo	1:00
New York Giants at Philadelphia	4:00
San Diego at New York Jets	1:00
Tampa Bay at Washington	1:00

**SUNDAY NIGHT, DEC. 18**

Los Angeles Raiders at Seattle	5:00
--------------------------------	------

**MONDAY, DEC. 19**

Dallas at New Orleans	8:00
-----------------------	------

**SATURDAY, DEC. 24 (17th Weekend)**

Arizona at Atlanta	1:00
Buffalo at Indianapolis	1:00
Dallas at New York Giants	1:00
Green Bay at Tampa Bay	1:00
Kansas City at Los Angeles Raiders	1:00
New England at Chicago	12:00
New Orleans at Denver	2:00
New York Jets at Houston	3:00
Philadelphia at Cincinnati	1:00
Pittsburgh at San Diego	1:00
Seattle at Cleveland	1:00
Washington at Los Angeles Rams	1:00

**SUNDAY NIGHT, DEC. 25**

Detroit at Miami	8:00
------------------	------

**MONDAY, DEC. 26**

San Francisco at Minnesota	8:00
----------------------------	------

**POSTSEASON**

Sat., Dec. 31	AFC and NFC Wild Card Playoffs
Sun., Jan. 1	AFC and NFC Wild Card Playoffs
Sat., Jan. 7	AFC and NFC Divisional Playoffs
Sun., Jan. 8	AFC and NFC Divisional Playoffs
Sun., Jan. 15	AFC and NFC Championship Games
Sun., Jan. 29	Super Bowl XXIX at Joe Robbie Stadium, Miami, FL
Sun., Feb. 5	AFC-NFC Pro Bowl at Honolulu, HI

**GREAT TASTE, GREAT CHAMPS...COMBINED**



MILLER BREWING CO., MILWAUKEE, WI

MILLER BREWING COMPANY  
REMINDS YOU TO PLEASE



Your voice has virtually no limits – if you're using it to communicate effectively. So start doing just that.



the ability to design, install and maintain them. Your voice is the most powerful means to express ideas,



THE WORLD CLASS  
NETWORK™

Make this call to GTE, the single source for a complete range of voice communications products. GTE can provide custom voice products and

manage companies and move mountains. Let the experts put it to work for you.

**GTE**

It's amazing what we can do together.™

**YOUR VOICE**

**IS THE MOST POWERFUL**

**BUSINESS TOOL**

**YOU HAVE. TO FIND OUT MORE,**

**JUST USE IT.**

**(1-800-CALL GTE™)**